

# EDINBORO

Fighting Scots

## 2005-06 MEN'S BASKETBALL

Daren Tielsch

Torry Mitchell




2005 PSAC CHAMPIONS

One of the 14 Universities in Pennsylvania's State System of Higher Education



Greetings from the President

Dear Family, Friends and Fans of the Fighting Scots:



As we engage upon the 2005-2006 academic year at Edinboro University, we look back with deep pride at one of the most successful years in the history of Edinboro athletics. Much of the success of our men's and women's athletic teams is due to your loyal support of our scholar-athletes in basketball, cross country, football, soccer, softball, swimming, track, volleyball, and wrestling, as well as wheelchair basketball and other adaptive sports.

The long legacy of Edinboro athletics will be one of the highlights celebrated during the University's Sesquicentennial in 2006-2007. As we prepare to celebrate the University's 150th anniversary, we are guided by the vision of "Building a prosperous future through academic excellence and civility." Our athletes' dedication to education, discipline, and sportsmanship that are at the heart of Edinboro athletics will serve them well as they pursue their dreams beyond the playing fields of their alma mater. Their success in competitive endeavors will contribute to the quality of life on our campus and throughout the communities of northwestern Pennsylvania.

Fans of the Fighting Scots are always welcome at Edinboro University and I look forward to greeting you at our many athletic, cultural and arts presentations. Please visit our campus as often as possible.

Go Scots!

Handwritten signature of Frank G. Pogue.

Frank G. Pogue  
President

Governor of Pennsylvania  
Edward G. Rendell

Pennsylvania State  
System of Higher  
Education

Dr. Judy G. Hample, Chancellor

Board of Governors

- Mr. Kim E. Lyttle, Acting Chair
- Mr. C. R. "Chuck" Pennoni, Vice Chair
- The Honorable Matthew E. Baker
- The Honorable Francis V. Barnes
- Mr. Jude C. Butch
- Mr. Mark E. Collins, Jr.
- Ms. Marie Conley Lammando
- Mr. Paul S. Dlugolecki
- Mr. Daniel P. Elby
- The Honorable Michael K. Hanna
- Mr. David P. Holveck
- The Honorable Vincent J. Hughes
- Kenneth M. Jarin, Esq.
- Mr. Guido M. Pichini
- The Honorable James J. Rhoades
- Ms. Christine J. Toretti Olson
- Mr. Aaron A. Walton

There are currently two vacancies on the Board of Governors.

Edinboro University of  
Pennsylvania Council of  
Trustees

- Harry K. Thomas, Esq., Chair
- Mr. Benedict J. Miceli, Vice Chair
- Mr. Harold C. Shields, Secretary
- Dr. Raymond L. Dombrowski
- The Honorable John R. Evans
- Mr. John E. Horan
- Mr. C. Richard Johnston
- Sr. Catherine M. Manning
- Mrs. Virginia L. McGarvey
- Mr. John A. Pulice
- Dr. Judy G. Hample, Chancellor (ex officio)

There is currently one vacancy

President's Executive  
Council


- Dr. Richard Arnold, Associate to the President for Equity, Special Programs and Staff Development
- Dr. R. Scott Baldwin, Dean of Education
- Dr. Pearl Bartelt, Provost and Vice President for Academic Affairs
- Dr. Mary Margaret Bevevino, Dean of Graduate Studies and Research
- Ms. Janet Dean, University

- Ombudsperson and Associate Vice President for Human Resources and Faculty Relations
- Dr. Donald Dillmore, Associate Vice President for University Libraries
- Dr. Jerry Kiel, Vice President for Student Affairs and Student Success
- Dr. Andrew Lawlor, Associate Vice President for Technology and Communications
- Dr. Michael Mogavero, Vice President for Enrollment Services and University Planning
- Mr. Brian Pitzer, Director of Public Relations
- Dr. Eric Randall, Dean of Science, Management and Technology
- Mr. Kahan Sablo, Dean of Student Life
- Mr. James Sheehan, Vice President for Finance and Administration
- Ms. Emily Sinsabaugh, Executive to the President for University Communications and Administrative Initiatives
- Dr. Terry Smith, Dean of Liberal Arts
- Mr. Bruce Whitehair, Vice President for Development and Marketing

2005-06 Edinboro Men's Basketball

General Information

Location	Edinboro, PA
Founded	1857
Enrollment	8,000
Nickname	Fighting Scots
Colors	Red & White
Arena	McComb Fieldhouse (3,500)
Affiliation	NCAA II
Conference	Pennsylvania State Athletic
President	Dr. Frank G. Pogue, Jr.
Athletics Director	Bruce Baumgartner
Athletic Dept. Phone	(814) 732-2776
Head Coach	Greg Walcavich (Rutgers '73)
Record at Edinboro	290-163, 16 years
Career Record	444-226, 23 years
Office Phone	(814) 732-2776 ext. 257
Assistant Coach	Pat Cleary (Edinboro '9)
Director of Sports Information	Bob Shreve
Office Phone	(814) 732-2776 ext. 234
Home Phone	(814) 833-9028
Fax	(814) 732-2596
E-Mail	rshreve@edinboro.edu
SID Mailing Address	108 McComb Fieldhouse Edinboro, PA 16444
Internet Address	www.edinboro.edu ... "Athletics"
2004-05 Record	24-7
PSAC West Record/Finish	8-4/T1st
Letterwinners Returning/Lost	8/3
Starters Returning/Lost	3/2



2005-06 Seniors: Front Row (l-r) - Torry Mitchell and Dan Grabill.  
Back Row (l-r) - Chris Ravello, Daren Tielsch and Joe Cephas.

Table of Contents

Coaching Staff	
Head Coach Greg Walcavich	4-5
Assistant Coach	5
Team Information & Player Profiles	
Quick Facts	1
2005-06 Preview	2-3
Joe Cephas	6
Dan Grabill	7
Torry Mitchell	8
Chris Ravello	9
Daren Tielsch	10
Tom Grabill	11
Devon Knight	12
Ryan McLemore	13
Curtis Ingram	14
Justin Moore	15
Justin Bean	16
Rob Lowther	16
Roster/Roster Breakdown	17
2005-06 Schedule	Back Cover
Season Review	
2004-05 Results	18
2004-05 Individual Statistics	18
2004-05 Box Scores	19-24
All-American Jakim Donaldson	25
The PSAC	26-27
History	
Year-By-Year Records	28
All-Time Coaches Records	28
Individual & Team Records	29
Edinboro in the NCAA Division II Playoffs	29
Career Records	30-31
Season Records	32-33
1,000-Point Club	34-35
Yearly Leaders	36-37
All-Time Scores (1978-2004)	38-42
The Honor Roll	43
All-Time vs. Opponents	44
Edinboro University	
Edinboro University Profile	IBC
President Dr. Frank Pogue	IBC

Edinboro University of Pennsylvania is an equal opportunity education institution and will not discriminate on the basis of race, color, national origin, sex and handicap in its activities, programs or employment practices as required by Title VI, Title IX, Section 504 and the ADA. For information regarding civil rights or grievance procedures, contact Mr. Patrick F. Coleman, Director of Human Resources and Staff Development, Title VI, Title IX, Section 504 and the ADA Coordinator, at Reeder Hall, 2nd Floor, Edinboro, PA 16444 (814-732-2703).

Credits

The 2005-06 Edinboro University Men's Basketball Media Guide was written and designed by the EUP Sports Information Department, Bob Shreve, Director. Photography by Mike Gallagher, Bob Wheeler, Bruce Bennett, and Dave Miller.

On The Radio

Catch all the exciting action of Edinboro University basketball on WFSE FM 88.9. The Edinboro University student radio station provides valuable broadcasting experience for Edinboro students, along with quality broadcasts of Edinboro basketball.



COUNTRY FAIR

GOHRS  
PRINTING SERVICE, INC.

HIGHMARK.  
Blue Cross Blue Shield  
An Independent Licensee of the Blue Cross and Blue Shield Association

TROYER  
FARMS

PNC



## 2005-06 Season Preview

### Talented Fighting Scots Seek Second Straight PSAC Crown

Few teams can lose two 1,000-point scorers, one who also ranks as the all-time leading rebounder, and feel that the upcoming season could be better than the year before. That is particularly true when the previous year's team finished 24-7, which is just what the Edinboro men's basketball team did in 2004-05.

The Fighting Scots enjoyed one of the finest seasons in school history, with the 24 wins tied for the second-highest win total in school history. Edinboro defeated Millersville to capture its first Pennsylvania State Athletic Conference championship since 1998, and made the NCAA Division II playoffs for the first time since that '98 campaign.

Ah, but now the problem of replacing two 1,000-point scorers. Jakim Donaldson, a consensus All-American and the PSAC West Player of the Year, not only averaged 16.3 ppg. and 13.1 rpg. a year ago, but departed as the eighth all-time leading scorer with 1,355 points and as the all-time leading rebounder with 1,100 rebounds. Rob Sims was named the PSAC Tournament's MVP. A three-time All-PSAC West honoree, Sims finished his career with 1,138 points.

Yet long-time head coach Greg Walcavich, not one to throw out undeserved praise, is optimistic. Part of the optimism stems from the eight returning players from last year's squad, including three former transfers who should feel more comfortable after a

year in the system. Add in a pair of transfers who should pay immediate dividends, and Walcavich sees his Fighting Scots once again battling down to the wire for the PSAC West crown. That's nothing new, since Edinboro has finished either first or second in the PSAC West each of the last five seasons.

"I think we have a chance to have a good team," stated Walcavich, who enters his 17th season as the head coach. "We have a real good core group of people who have really played a lot. They were instrumental in helping us to a great season last year. Some will have to take on different roles and responsibilities, but we have a chance to have a fine season."

Walcavich isn't about to downplay the contributions of Donaldson and Sims. "When you lose guys like we lost, that's a lot to replace. You have to try to do things a little bit differently. You try to be as effective, but in different ways. It will be interesting to see how the personality of this team emerges. You can't get a feel for that until you begin practice."

Losing Donaldson and Sims also leaves Walcavich wondering who will emerge as the go-to player down the stretch. "For the last two years they've been our end of the game options," related Walcavich. "Somebody is going to become that. I think that will shake out. Clearly it will have to be someone. We have some good candidates."

A year ago the Fighting Scots were a deep and versatile team, featuring speed and quickness. It was a formula that worked on both ends of the court, averaging 75.6 ppg., while giving up just 66.5 ppg., fourth in the PSAC. In addition, Edinboro held opponents to 40.3 percent from the floor, ranking 15th in Division II and second in the PSAC.

Those qualities are once again evident in the 2005-06 edition, but the loss of Donaldson leaves the Fighting Scots without the second-leading rebounder in the country. Thanks to Donaldson, Edinboro has rated as one of the top rebounding teams in Division II the last few years, including 24th last year.

"It concerns me that we don't have a real physically big team," admitted Walcavich. "There can be nights where that can be a negative factor, but it's not a grave concern."

Standing in the way of another run at the PSAC title and a the NCAA playoffs is a demanding schedule that features 13 games against teams with 15-or-more wins, including 12 contests with opponents who won 18-or-more contests in 2004-05.

"The schedule is more difficult than last year because we have fewer home games," pointed out Walcavich, referring to 14 games at McComb Fieldhouse this season, as opposed to 18 at home last year. "The conference part will be even more challenging. Last year, we knew IUP and Clarion would be good. Everybody didn't know that Shippensburg would be as

good as they were. Now Ship has everybody back, Clarion has a lot back and had people sitting out. When you have the resources California and IUP have, you're never far away. And I think Lock Haven and Slippery Rock feel good about themselves.

"Then look at the crossovers," he continued. "Last year we had three on the road and four at home. We only played one of the top four teams from the East on the road. Now we have four on the road. You throw in Charleston and Alderson-Broadbudd, plus playing both Gannon and Mercyhurst both on the road. Last year we had both at home."

With such a demanding schedule awaiting his team, Walcavich was able to hook up with Penn State for an exhibition game on November 10. "I think that will be a really good experience for us," he related. "It has a chance to put an exclamation point on our preseason. We will play somebody better than anybody we'll play the next 27 nights. That will be a measuring stick."

The regular season gets started for the Fighting Scots on Tuesday, November 15, as Edinboro tips off the 2005-06 campaign by hosting West Virginia Wesleyan.

Here's a look at the 2005-06 Fighting Scots:

#### Backcourt

Walcavich employs a three-perimeter, two-frontcourt alignment, and he has plenty of quality guards to choose from. "We had five guys last year who played point guard at one time or another," Walcavich pointed out. "We lost one and picked up one. That's a positive thing. We like to have good dribblers and good passers."

While the Fighting Scots must replace Rob Sims, three players who started at least 13 games return. Leading the way is Torry Mitchell, a 5'10" senior who transferred from Mercyhurst a year ago. Mitchell came off the bench the first seven contests, then started the final 24. He finished the year with a rush, scoring in double figures five of the final six games, including 29 points vs. Shippensburg and 30 in the NCAA playoff loss to IUP, making nine three-pointers in the latter contest.

Mitchell ended the season as the second-leading scorer with 364 points, an average of 11.7 ppg., making 67 of 196 three-pointers. The 67 three-pointers ranks eighth, and the 196 attempts is tied for sixth. In addition, he was second on the team in assists (83) and steals (36).

"It's hard to have a better game than Torry had in the NCAA's," related Walcavich. "He hit nine three's in the biggest game of the year. It shows what he's capable of. He's poised to have another very good year."

Another transfer who made a large impact was Chris Ravello, who played two seasons at Canisius. The 6'3" senior had his ups and downs after sitting out the previous season, but when on he was a dangerous three-point threat. In addition, he's a strong defensive performer. Ravello averaged 7.8

## 2005-06 Season Preview

ppg. and 3.1 rpg. while starting 25 games. He made 36 of 132 three-pointers, adding a team-high 45 steals.

"Chris got better as the season went on," stressed Walcavich. "He was negatively impacted by sitting out a year. He's a really good defender, probably our best ball defender. He's in better condition this year."

Dan Grabill, a 5'10" senior, has started 64 games in his career. A year ago he started the first 13 games before being relegated to a reserve role and playing in 28 contests. He gives the Scots an extremely experienced bench performer. He averaged 4.7 ppg. with 47 assists, and made 25 of 72 three-pointers.

"Dan is in his fourth year and has played two or three positions since he's been here," assessed Walcavich. "He's a really super-competitive kid who wants Edinboro basketball to succeed. He grew up watching Edinboro basketball."

As did his brother, Tom Grabill, a 5'8" junior. He played in 14 games, with 22 points. He made 6 of 14 three-pointers, with all but one of his field goals from behind the three-point arc.

"Tommy hit some really big shots for us off the bench," Walcavich commented. "He did it for us at East Stroudsburg. I really feel good about him. He has begun to physically mature. Plus his confidence will serve him well. He'll play a very important role."

Last, but certainly not least of the returning backcourt players, is Devon Knight. The 5'8" sophomore was a dynamic addition to the Fighting Scots a year ago, and he's a proven winner. After leading Penn Hills High School to the PIAA AAAA State Championship as a senior, he was a key performer in Edinboro's playoff run. Knight averaged 5.9 ppg., had 28 steals and shot a team-high 78.3 percent from the line (47 of 60) while averaging just over 16 minutes a game. Knight scored in double figures in five of the final ten games, and was twice named the PSAC West Rookie of the Week.

"I look for him to have a very good season," Walcavich admitted. "He really had some incredibly big games in the last ten games. Sometimes it was just his play on the floor. He's a very good defender, a good ball-handler, and a capable shooter. He got better as the season went on."

Walcavich may have brought in the missing piece in Curtis Ingram, a transfer from Division I Wofford. Ingram is a 6'3", 191 lb. junior who provides the Scots with a strong guard with size and outside shooting skills.

"Curtis has a chance to be an outstanding player," stressed Walcavich. "He is physically mature, and a superior athlete. He has a willingness to be a part of the operation. Curtis can play all three perimeter positions. I think he will play in a role and fashion similar to Rob Sims. We're just glad he's on our side."

Last year Ingram played in 10 games at Wofford, scoring 35 points and making 9 three-pointers in 20 attempts. He played shooting guard after playing the point as a freshman. He played in 18 contests his first season, with 39 points and 9 of 21 three-pointers. Ingram enjoyed an illustrious career at

Cardinal Mooney (Oh.) High School, earning first team All-Ohio honors as a junior and senior.

Justin Bean, a 6'1" freshman, will provide depth at guard, although he is expected to redshirt. Bean is from nearby East High School. He sat out last season after averaging 15.2 ppg. as a senior.

#### Frontcourt

The frontcourt will no doubt miss Donaldson, a player who produced a double-double each of the last three seasons and is now playing professionally in Portugal. But the departure will likely open up things even more for Daren Tielsch, a player with immense offensive skills. Tielsch joined the Fighting Scots a year ago after playing one season at Penn State and one game at Robert Morris. Rust was no doubt also a part of his game, since that season at Penn State came in 2001-02, when he started nine games as a freshman, only to sit out the 2002-03 season, then go down with an injury after one game at Robert Morris.

With a year under his belt, Tielsch is now in much better physical condition, not to mention much healthier. He is noticeably leaner while carrying 240 lbs. on his 6'8" frame, and ready to serve notice as one of the top players in the PSAC.

"I think Daren is ready for another very good year," Walcavich pointed out. "He's healthier than he was last year. He's had the pins removed from his leg. That has enabled him to work harder, to be in better shape. I think he's going to have a terrific season."

Tielsch averaged 13.4 ppg. and 7.2 rpg., ranking 18th in the PSAC in scoring and 12th in rebounding, while playing in 25 games. His big-time leaping ability led to many dunks, yet he can step outside and hit the three-point (17 of 47). If he can improve his free throw shooting (41.6 pct.) and stay out of foul trouble after fouling out of five contests, Tielsch has a chance to have a memorable senior season.

Sophomore Ryan McLemore will likely start alongside Tielsch. At 6'8" and 200 lbs., McLemore bears a striking resemblance physically to Donaldson. While it would be unfair to expect McLemore to make the same strides Donaldson did, the raw McLemore has already brought his game to another level.

Walcavich brought McLemore along slowly a year ago. He played in 29 games, averaging just under 12 minutes per game, with 2.7 ppg. and 3.7 rpg. and shooting 52.5 percent from the floor. With his long arms, he showed the ability to block shots, ranking second with 32.

"Ryan made huge strides as a freshman," stated Walcavich. "What he could do at the beginning of the year doesn't compare to what he could do at the end. That improvement has continued this summer. We think he will take a big step forward."

Walcavich looks for senior Joe Cephas and sophomore Justin Moore to give the Fighting Scots four solid frontcourt performers. Cephas is 6'5", 200 lbs., and can play

inside or outside. A year ago he played guard. A former walk-on, he has made himself into a valuable performer. In 2004-05 he scored 24 points and pulled down 19 rebounds in 17 games, missing time with a back injury.

"Joe is someone whose role and responsibility has expanded every year," stressed Walcavich. "He has moved to forward this year. He's ready to have his best year."

Moore joins Ingram as the other addition to the Fighting Scot roster. A year ago, the 6'6", 221 lb. sophomore played at New Haven, where he appeared in 23 games, with 19 starts. He averaged a modest 3.9 ppg. and 3.8 rpg. while shooting 58.5 percent from the floor, adding 15 blocks. As a prepster at Canon-McMillan (Pa.) High School, and then Massanutten Military Academy, he was a *Street & Smith's* honorable mention All-American.

"Justin will really help the other three in the frontcourt, and vice-versa," predicted Walcavich. "He has a pretty good skill level, although he may be a bit undersized at times. He is a good player. He'll fit right in. Justin is the kind of guy we've had a lot of success with."

Rob Lowther is a 6'5", 200 lb. walk-on from nearby Villa Maria Academy who completes the picture in the frontcourt. The freshman is expected to redshirt this year.




Torry Mitchell averaged 11.7 ppg. with 67 three-pointers in his first season as a Fighting Scot.



Daren Tielsch teamed with Jakim Donaldson for a strong interior game. He averaged 13.4 ppg. and 7.2 rpg.



# Head Coach Greg Walcavich



Greg Walcavich ranks as one the deans of the coaching world in the Pennsylvania State Athletic Conference, ranking behind only Dick DeLaney of West Chester and Clarion's Ron Righter in terms of longevity. Walcavich enters his 17th season as the head coach at Edinboro University, and his 24th overall.

In terms of wins Walcavich ranks second to none in the PSAC, with 444 career victories. He enters the 2005-06 season ranking 14th in career victories in NCAA Division II, and his winning percentage of .656 is 27th.

Walcavich's tenure at Edinboro has been earmarked by winning basketball teams. He surpassed Jim McDonald to set the school record for career wins during the 1998-99 campaign, and he recorded his 250th win at Edinboro during the 2002-03 season. He enters his 17th season as the Fighting Scot head coach with a 290-163 record. Add in five seasons at Birmingham Southern and two more at West Virginia Wesleyan, and he owns a career mark of 444-226.

But Walcavich isn't just about winning. He places a sincere emphasis on success off the court - in the classroom and the community. He expects his student-athletes to perform with the same winning attitude in the classroom as they do on the basketball court. In fact, his office is not adorned with pictures of past greats. It does, however, feature a photograph of every student-athlete to graduate from Edinboro.

Walcavich received his bachelor's degree in Communications from Rutgers University in 1973, then completed work on his master's degree in Physical Education from the University of Alabama-Birmingham two years later.

During his sixteen seasons at Edinboro, the Fighting Scots have won 20-or-more games seven times, including a 24-7 ledger a year ago. The Fighting Scots won the PSAC Championship with an 85-76 win over Millersville and advanced to the NCAA Division II East Regional. At one point in the season Edinboro climbed to 10th in the NABC Division II rankings, the highest in school history.

Last year's 24 wins is tied for the second-highest win total in school history. The 1997-98 team set the record wins with a 26-8 record. Edinboro went on to

capture the PSAC Championship for the first time in thirty years, advancing to the NCAA East Regional. There the Scots handed California(Pa.) a narrow 79-78 defeat before suffering a 91-83 setback to Salem-Teikyo in the semifinals. Walcavich was recognized as the PSAC West Coach of the Year.

He picked up his second PSAC West Coach of the Year plaque four years ago, guiding the Fighting Scots to a 21-7 finish. Edinboro captured its first PSAC West crown since 1985-86 thanks to a 9-3 finish in league play, earning the right to host the PSAC Tournament. Unfortunately, a possible NCAA Tournament berth was denied the Scots when West Chester posted an 82-72 upset in the PSAC semifinals.

The Fighting Scots have finished either first or second in the PSAC West each of the last five seasons, with a 42-18 record during that period, the best in the division during that period.

Two years ago Edinboro was 14-14 overall while playing a schedule with just 13 home games, but earned second place in the Western Division with an 8-4 record.

After two straight years in first place in the PSAC West, the Scots dropped to second in 2002-03, but still finished 17-11 after being picked to finish fifth in the preseason. A similar scenario occurred in 2001-02, with the Scots going 18-9. The coaches' preseason poll had picked Edinboro fourth.

Unfortunately, the three-way tie for first with Indiana(Pa.) and California(Pa.) saw the Fighting Scots have to go to California for the first round of the PSAC Playoffs, where the Scots lost, 82-70.

In all, Edinboro has made the NCAA Division II Playoffs four times under Walcavich, while qualifying for the PSAC Tournament eleven times. His 1993-94 squad finished with a 20-8 ledger, defeating West Chester in a NCAA play-in game before losing to Indiana(Pa.) in the regional semifinals. The Boro made it back to the tournament in '95-96, defeating Bloomsburg, 90-82, in the first round. The Scots squandered an 11-point lead to California(Pa.) in the semifinals, losing 84-76. That concluded the season with a 21-8 mark, with Walcavich capturing PSAC West Coach of the Year accolades for the second time.

## GREG WALCAVICH'S YEAR-BY YEAR COACHING RECORD

Year	School	Record	Pct.	Highlights
1978-79	Birmingham Southern	29-4	.879	NAIA National Tournament
1979-80	Birmingham Southern	23-9	.719	
1980-81	Birmingham Southern	22-8	.733	
1981-82	Birmingham Southern	18-15	.545	NAIA National Tournament
1982-83	Birmingham Southern	22-8	.733	
1987-88	West Virginia Wesleyan	18-10	.643	
1988-89	West Virginia Wesleyan	22-9	.710	
1989-90	Edinboro	22-5	.815	PSAC Playoffs
1990-91	Edinboro	18-10	.643	PSAC Playoffs
1991-92	Edinboro	20-9	.690	PSAC Playoffs
1992-93	Edinboro	12-17	.414	
1993-94	Edinboro	20-8	.714	NCAA Qualifier
1994-95	Edinboro	15-11	.577	
1995-96	Edinboro	21-8	.724	PSAC Playoffs/NCAA Qualifier
1996-97	Edinboro	13-14	.481	PSAC Playoffs
1997-98	Edinboro	26-8	.765	PSAC Champion/NCAA Qualifier
1998-99	Edinboro	16-12	.571	PSAC Playoffs
1999-00	Edinboro	13-13	.500	
2000-01	Edinboro	21-7	.750	PSAC Playoffs
2001-02	Edinboro	18-9	.667	PSAC Playoffs
2002-03	Edinboro	17-11	.607	PSAC Playoffs
2003-04	Edinboro	14-14	.500	PSAC Playoffs
2004-05	Edinboro	24-7	.774	PSAC Champion/NCAA Qualifier
23 Seasons		444-226	.663	Four NCAA Tournaments/Eleven PSAC Tournaments/Two PSAC Championship
Birmingham Southern	114-44	5 years		
West Virginia Wesleyan	40-19	2 years		
Edinboro	290-163	16 years		
CAREER	444-226	23 years		

# Head Coach Greg Walcavich

Walcavich took over the Fighting Scot program in 1989-90, guiding the Boro to one of its best seasons ever. Edinboro won its first twelve games, the best start in nearly fifteen years, and was ranked in the Division II top twenty. The Scots eventually finished 22-5, the most wins since 1981-82. On three occasions the Fighting Scots were ranked in the nation's top twenty. The following season the Scots made their second straight appearance in the PSAC Playoffs under Walcavich, finishing with a 18-10 ledger.

The Scots made it three straight seasons in PSAC postseason action the next year, and the second twenty-win season in three years, with a 20-9 finish. Walcavich picked up his first PSAC tournament win, an 81-78 triumph over East Stroudsburg, before falling to California(Pa.) in the next round.

The 1992-93 campaign brought a very unfamiliar result for Walcavich - a losing season. The Scots finished at 12-17, losing eight games by five points or less. The Boro more than made up for it the next year with the trip to the NCAA Playoffs. The '93-94 season also saw the Scots finish 14th in the Division II final rankings, their top finish ever. The 1994-95 edition added another milestone to Walcavich's resume, as the Scots handed number one ranked Indiana(Pa.) a 94-77 loss. The season ended at 15-11.

Walcavich's fourth 20-win campaign at Edinboro in '95-96 was followed by his second losing season, a 13-14 finish. Despite the losing record, the Boro made it to the PSAC Playoffs for the fifth time in his first eight years. That mark improved to seven out of ten the next two seasons, thanks to the 26-8 finish in '97-98 and the 16-12 ledger in '98-99. After replacing four starters from the '97-98 squad, Walcavich directed the Scots to three wins over nationally-ranked opponents. The Boro upended IUP twice, including a 63-61 win in Indiana in the first round of the PSAC

Tournament, and St. Rose, an Elite Eight team for the second straight season, a 50-48 setback.

The Scots appeared well on their way to a third straight PSAC postseason appearance in 1999-2000 when starting center Jason Roseto, the leading shot blocker in Division II, went down with a broken hand. Prior to injuring the hand, Edinboro was 10-6. The Scots would lose six of its final nine contests without Roseto to finish at 13-13.

Walcavich took over as head coach at Edinboro after a successful two-year stint at West Virginia Wesleyan, where he posted a 40-19 mark. In his first season, he inherited a team which returned just four players, but quickly turned the Bobcats into a winner, finishing at 18-10. His second season concluded with a 22-9 ledger, including a pair of wins over Edinboro, while playing all underclassmen.

Walcavich began his coaching career at Birmingham Southern College in 1973, staying for four seasons before obtaining his first head coaching job at Alexander City (AL) Junior College in 1977.


After one year, Walcavich returned to Birmingham Southern as the school's head coach. During his five seasons as the head coach, the NAIA affiliate posted an impressive 114-44 record, with Walcavich named the Coach of the Year three times. His teams were ranked in the NAIA Top 20 four of the five seasons, as high as number two in 1979, and twice appeared in the NAIA National Tournament in Kansas City, Missouri.

While at Birmingham Southern, Walcavich was

recognized nationally in 1981, being selected to serve as an assistant coach for the United States Olympic Festival in Syracuse, New York. He coached future NBA stars, including Michael Jordan.

In 1983, Walcavich moved on to the Division I ranks as an assistant coach at Rice University. He was involved in some of the biggest wins in the Owls' basketball history at Rice, including triumphs over Arkansas, Houston and Notre Dame. After four years as a member of the Rice staff, Walcavich left for the head coaching job at West Virginia Wesleyan.

Walcavich and his wife, Dr. Maureen Walcavich, a professor in the Education Department at Edinboro, have been married for 31 years. They have two daughters, Sarah (25), a graduate of Penn State and the Georgetown Law School, who is now practicing law in New York City, and Jennifer (22), who graduated from Penn State last May and is a teacher in Charles, MD.



## Assistant Coach Pat Cleary



Five years ago, Patrick Cleary was hired as an interim assistant coach following the sudden death of assistant coach Bryant Houston. That designation changed in the

spring of 2000, as Cleary was appointed a full-time member of the Edinboro University coaching staff. He served as a student assistant from 1997-99, helping the Fighting Scots reach the PSAC Playoffs both years, along with an NCAA Division II Playoff berth in 1997-98.


Cleary has played a large role in Edinboro's success. He is a tireless recruiter who has developed many contacts in his efforts to come up with the next great Fighting Scot. Cleary has had direct input in tracking down players such as Kenny Tate, Blake Johnson, Rob Sims and Rob Green, among others. In addition to handling the day-to-day duties of recruiting and scouting, he assists head coach Greg Walcavich with

the running and promotion of summer basketball camps.

Cleary attended Sharon High School where he played basketball for the Tigers. He completed work on his Bachelor of Arts Degree in 1999. In addition to his basketball duties he is the co-director of the Athletic Department Study Program. He was presented the Outstanding Supervisor Award for Peer Tutoring by Edinboro University in 2005.

Cleary is single and resides in Edinboro. An active member of the Sons of the American Legion, he currently serves as the chaplain for Post 162 in Sharpsville, PA.





3

Joe Cephas

Forward 6'5" 200 lbs. Senior  
Jeannette, PA Penn Hills

Career Highs

**Points:** 8 vs. Slippery Rock, 1/19/05;  
vs. California(Pa.), 3/1/03  
**Rebounds:** 4 vs. Slippery Rock, 1/19/05;  
vs. Lake Erie, 12/7/03  
**Field Goals Made:** 3 vs. Slippery Rock,  
1/19/05; vs. California(Pa.), 3/1/03  
**Field Goals Attempted:** 5 vs. Slippery Rock,  
1/19/05; vs. Indiana(Pa.), 2/19/03  
**3-Pt. Field Goals Made:** 2 vs. Slippery Rock,  
1/19/05; vs. Millersville, 1/3/04  
**3-Pt. Field Goals Attempted:** 4 vs.  
Indiana(Pa.), 2/19/03  
**Free Throws Made:** 1 on five occasions  
**Free Throws Attempted:** 4 vs. Virginia Union,  
11/19/04  
**Assists:** 1 on ten occasions  
**Steals:** 1 vs. Millersville, 1/3/04;  
vs. Indiana (Pa.), 3/2/04  
**Blocks:** 1 vs. Lock Haven, 2/7/04;  
vs. Indiana (Pa.), 2/19/03



Fully recovered from a back injury which forced him to miss considerable time a year ago ... an underrated player who has the ability to play in the backcourt or up front ... will move back to forward after seeing most of his time as a wing player last season ... role has increased over the last year, and should be a key performer in the frontcourt ... an athletic player who can shoot the three-pointer ... a solid defender.

**2004-05**  
Missed time due to a back injury, but still saw action in 17 contests ... scored 24 points and grabbed 19 rebounds, making 10 of 27 field goals, including 3 of 14 three-pointers ... matched career-high with 8 points in win over Slippery Rock, making 3 of 5 field goals, including both three-point attempts ... also had season-high of 4 rebounds vs. The Rock, matching his career best ... scored 5 points in just two minutes in win over Mercyhurst.

**2003-04**  
Played in 12 contests for a total of 68 minutes ... scored 16 points (.3 ppg.) and pulled down 9 rebounds (.8 rpg.) ... made 6 of 14 field goals, but was 4 of 7 on three-pointers ... oddly enough, missed all four free throw attempts ... saw most extensive action in win over Millersville, playing 15 minutes, with a season-high 6 points ... made 2 of 3 field goals, both from beyond the three-point arc ... added 5 points on 2 of 3 shooting against Slippery Rock ... pulled down a career-high 4 rebounds in just nine minutes against Lake Erie.

**2002-03**  
Appeared in nine games for a total of 79 minutes ... scored 26 points (2.9 ppg.) and

pulled down 13 rebounds (1.4 rpg.) ... shot 50.0 percent from the floor and from the line ... saw most of action late in the year, turning in strong efforts off the bench in regular season finale against California(Pa.) and playoff game vs. Clarion ... had career-high 8 points against the Vulcans, making all three of his field goal attempts, including a three-pointer, and a free throw in 19 minutes ... had 6 points and 2 rebounds in 16 minutes against Clarion ... pulled down season-best 3 rebounds at Indiana(Pa.).

**High School**  
Played for coach James Rocco at Penn Hills High School ... was a two-year member of the varsity, with the Indians going 18-10 his junior year and 14-10 last season ... as a senior, averaged 8 points and 6 rebounds per game ... team won 2000 WPIAL championship ... played in the Pittsburgh Hoops Classic ... also played volleyball for a year, earning first team all-conference honors.

**Personal**  
Born November 21, 1983 ... full name is Joseph Garlin Cephas ... Speech Communications major ... son of Barbara and Michael Cephas ... personal favorites include stuffed shells, chesse cake, Mama Cephas' lasagna, hip-hop music, musical group Kanye West, movie The Godfather, Tracy McGrady, Peyton Manning, Indianapolis Colts, and Pittsburgh Steelers ... most memorable sports moment is winning the PSA© in 2004-05 ... switched his number to number 3 this season and is dedicating the season to his best friend, Justin Stubblefield, who passed away this summer.


Joe Cephas' Career at Edinboro

Year	G-GS	FG-FGA	Pct.	3FG-3FGA	Pct.	FT-FTA	Pct.	Reb.	Avg.	A	TO	BL	ST	PF-D	Pts.	Avg.
2002-03	9-0	10-20	.500	2-8	.250	4-8	.500	13	1.4	3	5	1	0	7-0	26	2.9
2003-04	12-0	6-14	.429	4-7	.571	0-4	.000	9	0.8	3	8	1	2	13-0	16	1.3
2004-05	17-0	10-27	.370	3-14	.214	1-6	.167	19	1.1	4	6	0	0	18-0	24	1.4
Career	38-0	26-61	.426	9-29	.310	5-18	.278	41	1.1	10	19	2	2	38-0	66	2.1

Dan Grabill

11

Guard 5'10" 160 lbs. Senior  
Edinboro, PA General McLane



Career Highs

**Points:** 21 vs. Mercyhurst, 1/22/02  
**Rebounds:** 7 vs. Charleston(WV), 12/30/04;  
vs. Gannon, 11/25/03  
**Field Goals Made:** 7 vs. Mercyhurst, 1/22/02  
**Field Goals Attempted:** 13 vs. Millersville,  
1/3/04  
**3-Pt. Field Goals Made:** 7 vs. Mercyhurst,  
1/22/02  
**3-Pt. Field Goals Attempted:** 10 vs.  
Mercyhurst, 1/22/02  
**Free Throws Made:** 7 vs. Mansfield, 3/4/05  
**Free Throws Attempted:** 9 vs. Mansfield,  
3/4/05  
**Assists:** 8 vs. Slippery Rock, 2/4/02  
**Steals:** 4 vs. Slippery Rock, 2/4/02  
**Blocks:** 1 on four occasions

Experienced guard who has played the point guard and wing positions in the past ... has not shot the ball as well since a record-setting freshman season, but still a solid outside threat ... very competitive player and a solid defender ... ranks seventh in both career three-pointers made (115) and career three-pointers attempted (282) ... set the school record for three-point field goal percentage as a freshman (52.3 pct.), and ranks fifth in career three-point percentage (.408) ... younger brother Tom is a junior guard for the Fighting Scots.

**2004-05**  
Started the first 13 games at guard before being relegated to reserve duty ... played in 28 games in all, averaging 4.7 ppg. with 47 assists, fourth on the team, and 27 steals ... made 25 of 72 three-pointers and was second on the team in free throw percentage at 75.7 percent (28 of 37) ... scored in double figures in three games, including a season-high 14 points in PSAC semifinal win over Mansfield ... had scored just two points in the previous six games, then came off the bench to make 3 of 5 shots, including a three-pointer, against the Mountaineers, along with 7 of 9 free throws, both career highs ... matched career-high with 7 rebounds against Charleston(WV), adding 10 points.

**2003-04**  
One of three players to start all 28 games... finished as fourth-leading scorer at 8.2 ppg. ... led Scots with 65 assists while turning the ball over just 60 times ... was third on team with 20 steals ... top three-point threat, making 45 of 124 trifectas (36.3 pct.) ... shot just 37.6 percent from the floor ... led Scots in scoring once with 13 points in loss at California(Pa.) ... scored in double figures in nine games, with a season-high 19 points against Lock Haven ... made 6 of 8 field goals, including 5 of 7 three-pointers, vs. the Bald Eagles ... had another strong shooting effort at Indiana(Pa.), making 5 of 9 field goals, 3 of 6 three-pointers, for 16 points.

**2002-03**  
Sat out the season.

**2001-02**  
Was named the PSAC West Rookie of the Year after playing in 27 games with 23 starts ... finished fourth on the team in scoring at 8.3 ppg. and led the Scots with 83 assists while turning the ball over just 58 times ... led the PSAC and set a school record in three-point field goal percentage, shooting 52.3 percent from beyond the arc (45 of 86) ... led the team in scoring once, scoring 20 points in a win against Shippensburg ... made 6 of 10 field goals, including 5 of 9 three-pointers, and handed out 5 assists ... had a career-high 21 points against Mercyhurst, making 7 of 10 three-pointers scored in double figures in 11 games ... recorded a career-high 8 assists vs. Slippery Rock, and had 7 in first meeting with California(Pa.).


**High School**  
Led General McLane High School to a 28-3 record and a berth in the PIAA Class AAA Western finals as a senior ... coach Andy Schulz' team suffered all three of its losses to Franklin, the eventual state champion, while winning its third straight Erie County League championship ... was named the ECL Co-Player of the Year after averaging 18.9 ppg. and handing out 150 assists ... averaged 14.8 ppg. as a junior, earning second team All-ECL recognition ... scored over 1,000 points in his career while starting two seasons ... helped Lancers to three straight ECL titles ... was also a first team All-ECL performer in track.

**Personal**  
Born April 26, 1982 ... full name is Daniel Scot Grabill ... Secondary Education major with a 3.11 GPA ... son of Joan and Randy Grabill ... personal favorites include Italian food, pizza, steak and burgers, R&B, rock music, movies Goodfellas and Braveheart, sports, hangin' with friends, Pittsburgh Steelers, Pittsburgh Pirates, Pitt basketball, Duke basketball, Ben Roethlisberger, Troy Polamalu, Allen Iverson, Jason Williams ... most memorable sports moment is playing in the PIAA western finals at the Erie Civic Center.

Dan Grabill's Career at Edinboro

Year	G-GS	FG-FGA	Pct.	3FG-3FGA	Pct.	FT-FTA	Pct.	Reb.	Avg.	A	TO	BL	ST	PF-D	Pts.	Avg.
2001-02	27-23	70-143	.490	45-86	.523	40-58	.690	44	1.6	83	58	3	23	55-1	225	8.3
2003-04	28-28	73-194	.376	45-124	.363	39-57	.684	67	2.4	65	60	1	20	64-1	230	8.2
2004-05	28-13	39-115	.339	25-72	.347	28-37	.757	50	1.8	47	32	0	27	57-1	131	4.7
Career	83-64	182-452	.403	115-282	.408	107-152	.704	161	1.9	195	150	4	70	176-3	586	7.1





5

Torry Mitchell

Guard 5'10" 180 lbs. Senior  
Erie, PA Central

Career Highs

Points: 30 vs. Indiana(Pa.), 3/12/05  
Rebounds: 7 vs. Mansfield, 12/4/04  
Field Goals Made: 9 vs. Indiana(Pa.), 3/12/05;  
vs. Shippensburg, 2/26/05  
Field Goals Attempted: 20 vs. Shippensburg,  
2/26/05  
3-Pt. Field Goals Made: 9 vs. Indiana(Pa.),  
3/12/05  
3-Pt. Field Goals Attempted: 13 vs.  
Indiana(Pa.), 3/12/05  
Free Throws Made: 6 vs. Indiana(Pa.), 3/1/05;  
vs. Shippensburg, 2/26/05  
Free Throws Attempted: 8 vs. Indiana(Pa.),  
3/1/05  
Assists: 9 vs. Indiana(Pa.), 3/1/05  
Steals: 4 vs. Indiana(Pa.), 3/1/05;  
vs. Indiana(Pa.), 2/16/05  
Blocks: 3 vs. Penn St. McKeesport, 11/28/04



Transfer from Mercyhurst who found the freedom to play his style at Edinboro ... was a huge factor down the stretch, and figures to blossom as a senior ... extremely talented offensive performer with the ability to hit the three or drive to the basket ... can play either guard position ... scored 556 points in 55 career games at Mercyhurst, and has a career total of 920 points.

**2004-05**  
Started the final 24 games while playing in all 31 contests ... finished as the second-leading scorer with 364 points, averaging 11.7 ppg... led the Fighting Scots with 67 three-pointers in 196 attempts, with the three's made ranking eighth in a season and the attempts tied for sixth ... ranked sixth in the PSAC in three-pointers made per game ... was second on the team in assists (83) and steals (36) ... was particularly effective during the stretch run, averaging 17.8 ppg. over the final six contests ... that included a career-high 30 points in the NCAA playoff loss to Indiana(Pa.), as he made 9 three-pointers, one shy of the school record, in 13 attempts ... dropped in 29 points in the season finale at Shippensburg, making 5 of 9 three-pointers, as Edinboro clinched first place in the PSAC West ... scored in double figures in 18 games, while leading the Scots in scoring four times ... scored 22 points on two occasions, against Mansfield during the regular season, adding a season-high 7 rebounds, and at Bloomsburg ... handed out career-best 9 assists in PSAC playoff win over IUP, also matching season-high with 4 steals ... made at least one three-pointer in 16 of final 17 games ...

**At Mercyhurst**  
After an outstanding freshman season, saw his playing time reduced as a sophomore, averaging 17.5 minutes while playing in all 28 games, with three starts ... averaged 6.3 ppg. and was second on the team with 40 three-pointers in 115 attempts ... added 27 assists, fourth on the team ... scored in double figures six times, with a season-high 16

points against Bellarmine, making 4 of 11 three-pointers ... made 5 of 7 field goal, including 3 of 5 three-pointers, for 13 points vs. Michigan Tech ... as a freshman in 2002-03, was third on the team in scoring at 14.1 ppg. while playing just over 33 minutes per outing ... played in all 27 games, with 26 starts ... led the Lakers with 70 three-pointers 177 attempts, a solid 39.5 percent ... also shot 78.1 percent from the line (50 of 64) ... was second on the team in assists (70) and steals (37) ... was held scoreless in his first collegiate game, then scored in double figures in 15 straight games ... in all, scored in double figures in 22 games, and had eight games of 20-or-more points ... scored career-high 29 points against Findlay in season finale, making 4 of 8 three-pointers with 5 assists, tying his career high ... had 22 points on two occasions, against Gannon and Hillsdale ... had career-high 7 rebounds at Northern Michigan ... made at least one three-pointer in 24 of the final 25 games ... burned Edinboro for 18 and 21 points in the two meetings.

**High School**  
Played at nearby Central High School for John Bowen ... departed as the Falcons' all-time leading scorer with 1,235 points ... a three-year starter who earned first team All-Metro League honors as a sophomore, junior and senior ... was named the Metro League Player of the Year as a senior and was a fourth team All-State selection.

**Personal**  
Born November 8, 1982 ... full name is Torry Dante Mitchell ... nickname is T-Mitch ... Social Work major with a minor in Sociology ... son of Gloria Mitchell ... personal favorites include chicken, pizza, shrimp, rap, R&B and oldies music, musical group Jay-Z-Notorious Bigs, movie Ten Commandments, writing, listening to music, the Oakland Raiders, Duke Blue Devils, Michael Jordan, Allen Iverson ... most memorable moment in sports is winning the PSAC Championship.

Torry Mitchell's Career


Year	G-GS	FG-FGA	Pct.	3FG-3FGA	Pct.	FT-FTA	Pct.	Reb.	Avg.	A	TO	BL	ST	PF-D	Pts.	Avg.
2002-03*	27-26	130-300	.433	70-177	.395	50-64	.781	65	2.4	70	70	7	37	51-0	380	14.1
2003-04*	28-3	62-173	.358	40-115	.348	12-19	.632	41	1.5	27	35	4	8	30-1	176	6.3
2004-05	31-24	129-325	.397	67-196	.342	39-64	.609	83	2.7	83	65	10	36	54-0	364	11.7
Career	86-53	321-798	.402	177-488	.363	101-147	.687	189	2.2	180	170	21	81	135-1	920	10.7

\* at Mercyhurst

Chris Ravello

31

Guard 6'3" 195 lbs. Senior  
Odenton, MD Archbishop Spalding



Career Highs

Points: 22 vs. Indiana(Pa.), 2/16/05  
Rebounds: 9 vs. Shippensburg, 2/26/05  
Field Goals Made: 8 vs. Indiana(Pa.), 2/16/05;  
vs. California(Pa.), 1/22/05  
Field Goals Attempted: 15 vs. Indiana(Pa.),  
2/16/05; vs. California(Pa.), 1/22/05  
3-Pt. Field Goals Made: 5 vs. California(Pa.),  
1/22/05  
3-Pt. Field Goals Attempted: 11 vs.  
California(Pa.), 1/22/05  
Free Throws Made: 3 vs. Indiana(Pa.), 2/16/05  
Free Throws Attempted: 4 vs. Indiana(Pa.),  
3/1/05; vs. Indiana(Pa.), 2/16/05  
Assists: 4 vs. Lock Haven, 1/29/05;  
vs. Indiana(Pa.), 1/26/05;  
vs. West Chester, 1/16/05  
Steals: 4 vs. West Chester, 1/16/05  
Blocks: 2 on four occasions

Had an up-and-down season in his first year as a Fighting Scot, much of which can be attributed to sitting out the previous season ... played two seasons at Canisius before transferring to Edinboro ... strong defensive guard who was a hot-and-cold shooter, but when on, was extremely effective ... in better condition this year and primed for a big senior season ... adds size and athleticism to the backcourt.


**2004-05**  
Appeared in all 31 games, with 25 starts ... started the first seven games before coming off the bench for six contests, but was reinserted into the lineup and started the final 18 games ... averaged 7.8 ppg., fifth on the team, adding 3.1 rpg... ranked second on the team in three-pointers made with 36, even though he only shot 27.3 percent from behind the three-point line ... led the Fighting Scots with 45 steals, and was fourth in assists (49) and tied for fourth in blocked shots (10) ... led the team in scoring four times, including a career-high 22 points against Indiana(Pa.) ... made 8 of 15 field goals, including 3 of 6 three-pointers, vs. the Indians ... also scored 19 and 14 points in two other meetings with IUP ... keyed a road win at California(Pa.) with 21 points, making 5 of 11 three-pointers and pulling down 6 rebounds ... scored in double figures in 11 contests ... had career-high 9 rebounds in win at Shippensburg, adding 8 boards in PSAC championship game win over Millersville.

**At Canisius**  
Played two seasons for the Griffis, appearing in 51 games ... was named the team Defensive MVP as a freshman in 2001-02 ...

played in all 30 contests, averaging 13.1 minutes per game ... averaged 2.3 ppg. and 1.4 rpg... was fifth on the team in steals with 22 ... made 11 of 47 three-pointers ... had a season-high 8 points against Bucknell and Manhattan, making 3 of 6 field goals and 2 of 4 three-pointers in both games ... had 5 steals vs. Louisiana-Lafayette ... in 2002-03, averaged 4.1 ppg. and 2.0 rpg. in 21 games, averaging 18.9 minutes ... shot 45.2 percent from the floor (33 of 73), making 10 of 34 three-pointers ... had 35 assists and 22 steals ... scored a career-high 11 points against Siena, making 4 of 5 field goals, including 3 of 4 three-pointers ... had 10 points vs. Saint Peter's on 5 of 7 shooting from the floor, adding 3 steals ... pulled down career-high 6 rebounds against Morgan State and Iona ... had 8 points and 5 boards at Notre Dame.

**High School**  
Played for coach Mike Glick at Archbishop Spalding High School ... averaged 10.7 points, 2.6 rebounds and 2.5 assists as a senior ... shot 47 percent from the field ... three-year letterwinner who earned all-league and all-county honors.

**Personal**  
Born November 29, 1982 ... full name is Christopher Ravello ... Communications major ... son of Catalina and Irvin Ravello ... nickname is Juice ... personal favorites include fried chicken, pizza, cheese steak, hip-hop music, T.I. and P\$C, movie Five Heartbeats, eating, sleeping, fishing, pool, ping pong, Michael Jordan, and the Baltimore Ravens ... favorite sports moment is winning the Baltimore Catholic League championship in high school.




Chris Ravello's Career

Year	G-GS	FG-FGA	Pct.	3FG-3FGA	Pct.	FT-FTA	Pct.	Reb.	Avg.	A	TO	BL	ST	PF-D	Pts.	Avg.
2001-02*	30-0	23-83	.277	11-47	.234	11-18	.611	42	1.4	16	19	5	22	37-0	68	2.3
2002-03*	21-1	33-73	.452	10-34	.294	11-16	.688	41	2.0	35	30	7	22	31-0	87	4.1
2004-05	31-25	93-233	.399	36-132	.273	21-32	.656	97	3.1	49	47	10	45	51-1	243	7.8
Career	82-26	149-389	.383	57-213	.268	43-66	.652	180	2.2	100	96	22	89	139-1	398	4.9

\* at Canisius





41

Daren Tielsch

Forward 6'8" 240 lbs. Senior  
McKees Rock, PA Montour

Career Highs

Points: 28 vs. California(Pa.), 2/12/05  
Rebounds: 13 vs. California(Pa.), 2/12/05;  
vs. Clarion, 2/2/05  
Field Goals Made: 11 vs. California(Pa.),  
2/12/05  
Field Goals Attempted: 22 vs. California(Pa.),  
2/12/05  
3-Pt. Field Goals Made: 2 on four occasions  
3-Pt. Field Goals Attempted: 4 vs. Clarion,  
2/2/05  
Free Throws Made: 8 vs. Lock Haven, 2/19/05  
Free Throws Attempted: 14 vs. Lock Haven,  
2/19/05  
Assists: 4 vs. Indiana(Pa.), 2/16/05;  
vs. California(Pa.), 1/22/05;  
vs. Bloomsburg, 12/20/04  
Steals: 2 vs. Lock Haven, 1/29/05  
Blocks: 2 on four occasions



Highly-touted transfer who displayed tremendous offensive skills in his first year as a Fighting Scot ... has a myriad of inside moves, yet can shoot the three ... had pins removed from a previous leg surgery after the season, and is now much healthier and in better condition than a year ago ... head coach Greg Walcavich looks for a big season from him, in part due to his talent and in part that he has a year under his belt after virtually not playing for two years ... numbers could really explode if he can stay out of foul trouble (fouled out five times) and shoot better from the line (41.6 percent) ... played at Penn State in 2001-02 and was one of the top freshmen on the Nittany Lions, then transferred to Robert Morris, but played just one game in 2003-04 before suffering a season-ending injury ... hails from the same high school program that produced former Fighting Scot great Adam Kaufman.

**2004-05**  
Played in 25 contests, with 19 starts, including the final 18 games ... averaged 13.4 ppg., second on the team, and was also the second-leading rebounder at 7.2 rpg ... ranked 18th in the PSAC in scoring and 12th in rebounding ... shot 46.8 percent from the floor, including 17 of 47 on three-pointers, but shot just 41.6 percent from the line (57 of 137) ... third on the team in blocked shots (16) ... led the team in scoring six times and in rebounding five times ... scored in double figures in 20 games, with six games in double-figure rebounds ... had four double-doubles, including a career-highs of 28 points and 13 rebounds in win over California(Pa.) ... made 11 of 22 field goals and 6 of 8 free throws vs. the Vulcans ... added 19 points and 13 rebounds against Clarion ... also had 19 points and 10 boards vs. Indiana(Pa.).

**At Robert Morris**  
Sat out the first semester of the 2003-04 season after transferring from Penn State, but appeared in just one game against Buffalo, playing 19 minutes ... had 2 points and 2 rebounds before fouling out.

**At Penn State**  
Earned a starting role immediately for the

Nittany Lions, starting the first eight games of 2001-02 ... played in all 28 games, with 9 starts, averaging 17.8 minutes ... scored 4.0 ppg. and pulled down 3.4 rpg ... had 31 assists and was fourth on the team in blocked shots with 11 ... had a season-high 14 points in a win over Bucknell, making 2 of 4 field goals and 9 of 10 free throws ... was also in double figures in his second collegiate game, dropping in 13 markers vs. Lafayette ... made 5 of 8 field goals, including 2 of 4 three-pointers ... had 8 points and 8 rebounds vs. Indiana ... had season-high 9 rebounds vs. Wisconsin ... had 8 rebounds in both meetings with Michigan ... credited with 5 assists vs. Ohio State.

**High School**  
Earned third team All-State honors as a senior while playing for head coach Ed Wovchko and Montour High School ... in three seasons set the career scoring record for the Spartans ... was named the WPIAL Quad A Player of the Year as a senior (2001) and was also a member of the *Pittsburgh Post-Gazette* Fab Five ... was a Prep Star All-American and an Academic All-American at Montour ... also an all-conference selection in football and track & field ... finished third in the WPIAL in the high jump in 2000 and became the first track athlete in WPIAL history to qualify for the state meet in both the high jump and the shot put ... played in the USA All-Star Capitol Classic and played for Pennsylvania in the Pittsburgh Hoop Classic.

**Personal**  
Born July 5, 1983 ... full name is Daren Tielsch ... Chemistry-Forensic Sciences major ... son of Deborah and James Tielsch ... nickname is DT ... personal favorites include the Ocean Buffet, country music, rap and hip-hop, favorite music is himself jammin' on the guitar, Chris Dines, movies Eurotrip and Van Wilder, moving around, guitar, cross-stitching, Gino Federico, Ryan McLemore, and Borreicense Team out of Portugal ... favorite sports moment is winning the PSAC championship last year and winning the section title in 2001 in high school.

Daren Tielsch's Career

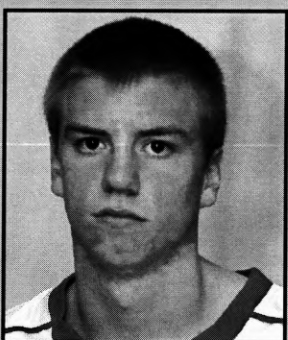
Year	G-GS	FG-FGA	Pct.	3FG-3FGA	Pct.	FT-FTA	Pct.	Reb.	Avg.	A	TO	BL	ST	PF-D	Pts.	Avg.
2001-02*	28-9	39-107	.364	9-39	.231	26-39	.667	94	3.4	31	48	11	4	67-0	113	4.0
2003-04#	1-0	1-4	.250	0-0	.000	0-0	.000	2	2.0	0	2	0	0	5-1	2	2.0
2004-05	25-19	130-278	.468	17-47	.362	57-137	.416	181	7.2	42	65	16	11	76-5	334	13.4
Career	54-28	170-389	.437	26-86	.302	83-176	.472	277	5.1	73	115	27	15	148-6	449	8.3

\* at Penn State # at Robert Morris

Tom Grabill

12

Guard 5'8" 138 lbs. Junior  
Edinboro, PA General McLane



Career Highs

Points: 11 vs. Bloomsburg, 1/10/04  
Rebounds: 2 on six occasions  
Field Goals Made: 3 vs. Bloomsburg, 1/10/04  
Field Goals Attempted: 5 vs. Penn St.  
McKeesport, 11/28/04;  
vs. Bloomsburg, 1/10/04;  
vs. Clarion, 2/25/04  
3-Pt. Field Goals Made: 2 vs. East  
Stroudsburg, 12/5/04;  
vs. Penn St. New Kensington, 12/11/04;  
vs. Bloomsburg, 1/10/04  
3-Pt. Field Goals Attempted: 4 vs. Penn St.  
McKeesport, 11/28/04  
Free Throws Made: 4 vs. Lock Haven,  
1/17/04; vs. California(Pa.), 2/1/04  
Free Throws Attempted: 5 vs. California(Pa.),  
2/1/04  
Assists: 4 vs. West Virginia Wesleyan,  
11/15/03  
Steals: 4 on six occasions

Joins brother Dan as part of a deep back-court ... a slight performer whose role continues to grow ... head coach Greg Walcavich feels he is just now maturing physically, along with his confidence level ... a player with the ability to play sporadically off the bench, then step in and hit a big shot or provide valuable minutes ... left-hander with good ballhandling skills and the ability to hit the three ... heady player who makes few mistakes.


**2004-05**  
Appeared in 14 games, scoring 22 points (1.6 ppg.) in just under seven minutes per game ... almost exclusively a three-point shooter, making 7 of 20 shots overall, with 6 of 14 from beyond the arc ... had 9 assists ... scored season-high 6 points on two occasions, against East Stroudsburg and Penn State New Kensington ... came off the bench to provide a huge boost in a road win at East Stroudsburg, making 2 of 3 three-pointers in nine minutes ... also made 2 of 3 three's against Penn State New Kensington.

**2003-04**  
Saw limited action as a freshman, averaging just over ten minutes per game while appearing in 27 contests ... averaged 2.0 ppg. while handing out 19 assists ... shot 33.3 percent both from the floor and on three-pointers, but was at 77.8 percent (14 of 18) at the line ... had career-high 11 points in win over Bloomsburg, playing 19 minutes ...

made 3 of 5 field goals, including 2 of 3 three-pointers, and was 3 of 4 from the free throw line.

**High School**  
Played for coach Andy Schulz at nearby General McLane High School, helping the Lancers to a 25-4 record a year ago ... earned first team All-Erie County League honors as a junior and was a second team selection as a senior ... was a three-year letterwinner and two-year starter ... averaged 10.7 ppg. and 6.0 assists while shooting 45 percent from the floor and 81 percent from the line as a senior ... as a junior, averaged 11.8 ppg. and 4.3 assists as General McLane went 22-3 his junior year ... shot 42 percent from the floor and 86 percent from the line, making 38 three-pointers ... Lancers won back-to-back ECL Championships.


**Personal**  
Born April 20, 1984 ... full name is Thomas Mark Grabill ... Elementary Education/Special Education major with a 3.23 GPA ... son of Joan and Randy Grabill ... personal favorites include anything from John's Wildwood, all kinds of music, movie There's Something About Mary, sports, television, video games, hanging out with friends, Michael Jordan, Mike Tyson, Jason Williams, the Pittsburgh Steelers, and the Chicago Bulls ... favorite sports moment is winning the PSAC Tournament.



Tom Grabill's Career at Edinboro

Year	G-GS	FG-FGA	Pct.	3FG-3FGA	Pct.	FT-FTA	Pct.	Reb.	Avg.	A	TO	BL	ST	PF-D	Pts.	Avg.
2003-04	27-0	16-48	.333	9-27	.333	14-18	.778	15	0.6	19	19	0	4	14-0	55	2.0
2004-05	14-0	7-20	.350	6-14	.429	2-4	.500	5	0.4	9	7	0	2	7-0	22	1.6
Career	41-0	23-68	.338	15-41	.366	16-22	.727	20	0.5	28	26	0	6	21-0	77	1.9






4

Devon Knight

Guard 5'9" 160 lbs. Sophomore  
Pittsburgh, PA Penn Hills

Career Highs

**Points:** 16 vs. Mansfield, 3/4/05; vs. Lock Haven, 2/19/05; vs. Indiana(Pa.), 2/16/05  
**Rebounds:** 5 vs. Virginia Union, 11/19/04  
**Field Goals Made:** 5 vs. Lock Haven, 2/19/05; vs. Indiana(Pa.), 2/16/05; vs. Ohio Valley, 11/20/04  
**Field Goals Attempted:** 10 vs. Lock Haven, 2/19/05  
**3-Pt. Field Goals Made:** 3 vs. Lock Haven, 2/19/05  
**3-Pt. Field Goals Attempted:** 4 vs. Lock Haven, 2/19/05  
**Free Throws Made:** 7 vs. Mansfield, 3/4/05  
**Free Throws Attempted:** 8 vs. Mansfield, 3/4/05  
**Assists:** 5 vs. Cheyney, 1/9/05  
**Steals:** 4 vs. Mansfield, 3/4/05; vs. Cheyney, 1/9/05  
**Blocks:** 1 vs. Penn St. New Kensington, 12/11/04



Emerged as an outstanding player at guard as the year wore on, and was particularly effective during the final ten games ... possesses an excellent floor game, is a very good defender, and a capable shooter ... tremendous leaper who brings back memories of Spud Webb with his ability to dunk ... very athletic performer who should only get better with continued maturity.

2004-05

Came off the bench in all 31 games, averaging 5.9 ppg. in 16.5 minutes ... handed out 34 assists and had 28 steals ... shot 49.2 percent from the floor, second on the team, and led the Fighting Scots in free throw percentage at 78.3 percent (47 of 60) ... was named the PSAC West Rookie of the week each of the last two weeks in February ... had back-to-back 16-point efforts, matching his season-high, against Indiana(Pa.) and Lock Haven ... was nearly perfect against the Indians in 20 minutes, making 5 of 5 field goals and 5 of 6 free throws ... helped propel Edinboro into the PSAC championship game with 16 points and 4 steals vs. Mansfield, making 4 of 5 field goals and 7 of 8 free throws ... scored in double figures in eight games ... averaged 8.9 ppg. over the last ten games, with five double-figure efforts.

High School

Helped lead Penn Hills High School and coach Jim Rocco top the PIAA Quad A State Championship last year, as the Indians defeated Parkland, 57-48, in the title game ...

only had 6 points in the championship contest, but scored 22 points in a 60-55 semifinal victory against defending state champion State College ... ranked third on team in scoring at 13 ppg., adding 4 assists and 3 steals per contest as Penn Hills finished 24-6 ... was a first team Class AAAA Pittsburgh Tribune Review All-Star ... a second team All-WPIAL choice and a Section 4 All-Star ... as a junior was a first team All-Section 4 choice after averaging 9 points, 4 assists, and 3 steals ... Penn Hills finished with a 25-5 record, winning the WPIAL championship before losing in the second round of inter-district playoffs ... three year starter for the Indians.

Personal

Born August 1, 1986 ... full name is Devon Lamont Knight ... Business major ... son of Evelyn and Byron Knight ... father also played at Penn Hills, as did his brother Byron, who played at Robert Morris before transferring ... uncle is former Pittsburgh All-American Billy Knight, and another uncle, Terry, also played at Pittsburgh ... nickname is Dev ... personal favorites include rap music, chicken, steak, musical groups Lil Wayne and Beans, movie Life, eating, sleeping, Steve Francis, Ed Reed, Floyd Mayweather, the Pittsburgh Steelers, the Dallas Cowboys ... most memorable sports moment is winning the PIAA State Championship as a senior at Penn Hills High School!


Devon Knight's Career at Edinboro

Year	G-GS	FG-FGA	Pct.	3FG-3FGA	Pct.	FT-FTA	Pct.	Reb.	Avg.	A	TO	BL	ST	PF-D	Pts.	Avg.
2004-05	31-0	61-124	.492	15-33	.455	47-60	.783	45	1.5	34	37	1	28	42-0	184	5.9

Ryan McLemore

44

Forward 6'8" 200 lbs. Sophomore  
Garfield Heights, OH St. Peter Chanel



Career Highs

**Points:** 12 vs. Penn State New Kensington, 12/11/04  
**Rebounds:** 11 vs. Penn State New Kensington, 12/11/04  
**Field Goals Made:** 5 vs. Penn State New Kensington, 12/11/04  
**Field Goals Attempted:** 7 vs. Penn State New Kensington, 12/11/04  
**Free Throws Made:** 6 vs. Mansfield, 3/4/05  
**Free Throws Attempted:** 6 vs. Mansfield, 3/4/05  
**Assists:** 3 vs. Penn State New Kensington, 12/11/04  
**Steals:** 2 vs. Slippery Rock, 1/19/05; vs. Ohio Valley, 11/20/04  
**Blocks:** 3 on seven occasions

Has drawn inevitable comparisons to Fighting Scot great Jakim Donaldson due to his physical appearance ... while probably an unfair comparison given the vast improvement Donaldson made in four years, head coach Greg Walcavich is greatly impressed with McLemore's improvement since coming to Edinboro ... will likely step in for Donaldson after being brought along slowly a year ago ... lanky performer who has long arms and plays bigger than his 6'8" ... still a raw player, but is athletic and has exhibited improved offensive skills ... excellent shot blocker and an excellent offensive rebounder ... came from a strong St. Peter Chanel High School program, the same school that produced Rob Sims ... was one of several Scots a year ago who had to overcome a year's layoff after sitting out the 2003-04 campaign.

2004-05

Appeared in 29 games for an average of just under 12 minutes per game ... averaged 2.7 ppg. and 3.7 rpg. while ranking second on the team in blocked shots with 32 ... ranked ninth in the PSAC in blocked shots ... shot 52.5 percent from the floor (31 of 59) ... was named the PSAC West Rookie of the Week for December 13 after posting season-highs of 12 points and 11 rebounds against Penn State New Kensington ... made 5 of 7 field goals and 2 of 3 free throws with 2 blocked shots in 18 minutes ... came off the bench to

provide the Scots with a spark in the PSAC playoff win over Mansfield, contributing 8 points, 5 rebounds and a pair of blocks in 12 minutes.

High School

Played for coach Bernie Tarr at St. Peter Chanel High School ... was a two-year starter who was a first team All-North Coast League selection and honorable mention All-State choice as a senior in 2002-03 ... helped the Firebirds finish 22-3, winning the North Coast League championships and also defeating Villa Angela St. Joseph in the district championship ... won regional title with win over Salem before losing to Cincinnati Reading in state final four ... averaged 10 points, 11 rebounds and 6 blocks as a senior ... St. Peter Chanel was 18-5 his junior year, losing in district championship ... Firebirds won North Coast League championship.

Personal


Born July 12, 1985 ... full name is Ryan McLemore ... Graphic Arts Design major ... son of Marvel and George McLemore ... nickname is Mac ... personal favorites include crab legs, pizza, chinese food, movie Sin City, rap music, Daren Tielsch on the guitar, playing video games ... most memorable sports moment is seeing Daren Tielsch make a free throw.



Ryan McLemore's Career at Edinboro

Year	G-GS	FG-FGA	Pct.	3FG-3FGA	Pct.	FT-FTA	Pct.	Reb.	Avg.	A	TO	BL	ST	PF-D	Pts.	Avg.
2004-05	29-0	31-59	.525	0-0	.000	16-25	.640	106	3.7	7	15	32	9	44-1	78	2.7





21

Curtis Ingram

Guard 6'3" 191 lbs. Junior  
Youngstown, OH Cardinal Mooney

Transfer from Division I Wofford who has two years of eligibility remaining ... physically strong player with the ability to play any of the three backcourt spots ... also an outstanding athlete and a player who head coach Greg Walcavich feels has a chance to make a major impact ... game is similar to Rob Sims.

At Wofford

Played two seasons at Wofford, moving to shooting guard a year ago after playing point guard as a freshman ... played in 10 games as a sophomore, scoring 35 points (3.5 ppg.) and pulling down 7 rebounds (0.7 rpg.) ... made 12 of 25 field goal attempts, including 9 of 20 three-pointers, and was 2 of 4 from the free throw line ... scored a season-high 9 points in a win over Bluefield State, going 3-for-3 on three-pointers ... played in 18 contests in 2003-04, including starting assignments against Dayton and Texas ... scored 39 points (2.2 ppg.) and had 16 rebounds (0.9 rpg.), along with 10 assists ... made 14 of 38 field goals, going 9 of 21 on three-pointers, and was 2 of 7 at the line while averaging just under ten minutes ... scored a career-high 14 points in 18 minutes in a win over Toccoa Falls, going 5 of 7 from the floor, including a perfect 4-for-4 from beyond the three-point arc ... added 4 assists and 3 rebounds in the contest ... had 8 points in 13 minutes in collegiate debut vs. Emmanuel.

High School

Played for head coach Nick Bellino at Cardinal Mooney High School ... enjoyed an

illustrious career for the Cardinals, earning first team All-Ohio, All-District and All-Conference honors as a junior (2002) and senior (2003) ... averaged 22.5 points, 5.5 rebounds, 4.5 assists and 3.0 steals as a senior, earning District 1 Player of the Year honors ... was a McDonald's All-America nominee and was selected to play in the Pennsylvania-Ohio All-Star Game (13 points) and Ohio North-South All-Star Game (14 points) ... earned numerous Player of the Week awards, including after scoring 30 points in a win over Boardman High School ... was named the state's Player of the Week by J.J. Huddle.com after scoring 32 points against Canfield ... a four-year letterwinner who averaged 16.8 points, 6.4 rebounds and 6.1 assists as a junior ... was ranked as PrepSpotlight Magazine's fifth-best point guard in Ohio as a senior, and was rated the fourth-best combo guard in Ohio by Ohioprep.com that year.

Personal

Born January 4, 1985 ... full name is Curtis Kareem Ingram ... nickname is Rico or Killa ... History major with a minor in Sociology ... son of Portia and Carlton Ingram ... related to Roy Tarpley and Rick Mahorn ... personal favorites include chinese food, A-Seiz Doe Smooth, Destiny's Child, Red Hot Chili Peppers, movies Free Willy 2 and Grease, poetry, basketball, swimming, Mike Tyson, Roy Jones Jr., Popeye Jones, and Ohio State football ... most memorable sports moment is signing with Edinboro.


Curtis Ingram's Career at Wofford

Year	G-GS	FG-FGA	Pct.	3FG-3FGA	Pct.	FT-FTA	Pct.	Reb.	Avg.	A	TO	BL	ST	PF-D	Pts.	Avg.
2003-04	18-2	14-38	.368	9-21	.429	2-7	.286	16	0.9	10	11	1	4	20-1	39	2.2
2004-05	10-0	12-25	.480	9-20	.450	2-4	.500	7	0.7	2	7	0	2	7-0	35	3.5
Career	28-2	26-63	.413	18-41	.439	4-11	.364	23	0.8	12	18	1	6	27-1	74	2.6

Justin Moore

30

Forward 6'6" 211 lbs. Sophomore  
Canonsburg, PA Canon-McMillan



Transfer from New Haven who will provide the Fighting Scots with another experienced and talented frontcourt performer ... started 19 games as a freshman for the Chargers, but wanted to move closer to home and his family due to his mother's illness ... his mother Darlene passed away late this summer ... possesses solid skills, although he may be a bit undersized at times in the post ... has fit right in with the team and has a bright future as a Fighting Scot.

At New Haven

Played in 23 games, with 19 starts, for the Chargers, averaging just over 15 minutes per game ... averaged 3.9 ppg. and 3.8 rpg. while shooting 58.5 percent from the floor (38 of 65) ... led the team with 15 blocked shots ... notched lone double-figure game against Dowling, scoring 11 points in 16 minutes ... made 4 of 5 field goals and 3 of 4 free throws in that contest ... had 9 points and 8 rebounds vs. Molloy and Southampton, and finished with 9 points and 6 boards in early-season meeting with Dowling.

High School

Completed prep career at Massanutten (Va.) Military Academy after playing at Canon-McMillan High School ... averaged 11 points, 5 rebounds and 2 blocks for a very

strong Massanutten team in 2003-04 ... graduated from Canon-McMillan in 2003 after missing senior season due to a serious knee injury ... as a junior averaged 20 points, 10 rebounds and 3 rebounds, and was an honorable mention *Street & Smith's* All-American heading into his senior year before suffering the injury in a pre-season scrimmage ... scored over 1,000 career points while being named to the Washington (Pa.) *Observer-Reporter* fab Five .. was an all-conference selection all three seasons and also an all-section choice.


Personal

Born April 15, 1985 ... full name is Justin Moore ... Sports Management major ... son of John Moore III and the late Darlene Moore ... nickname is Jutty or J.Moore ... personal favorites include Pop Eyes chicken, rap music, musical groups Jay-Z and Jimi Hendrix, movies Goodfellas and Honey I Shrunk the Kids, video games, spending time with my daughter, Donovan McNabb, Allen Iverson, the Philadelphia Eagles, and the Pittsburgh Pirates ... most memorable sports moment is scoring 21 points and getting 24 rebounds against Chris Paul's AAU team.

Justin Moore's Career at New Haven

Year	G-GS	FG-FGA	Pct.	3FG-3FGA	Pct.	FT-FTA	Pct.	Reb.	Avg.	A	TO	BL	ST	PF-D	Pts.	Avg.
2004-05	23-19	38-65	.585	0-0	.000	14-24	.583	87	3.8	13	12	15	11	43-2	90	3.9





10


Justin Bean

Guard 6'1" 162 lbs. Freshman  
Erie, PA East

Walk-on who will provide depth at guard ... athletic performer who has not played in a year and will likely redshirt this season.

**High School**  
Played for coach George Ogeka at East High School ... was a two-year starter in basketball and three-year regular in track ... averaged 15.2 ppg as a senior and 13.5 ppg. his junior year for the Warriors ... earned honorable mention All-Northwest Conference honors as a senior after leading the Warriors in scoring.

**Personal**  
Born May 20, 1986 ... full name is Justin Bean ... nickname is J. Bean ... Communications/Journalism major ... son of Onie and Lamar Anderson ... personal favorites include pizza, cheese steaks, R&B and rap music, musical group Young Jeezy, movie Coming to America, hanging out with friends, going to parties, Dwayne Wade, Kobe Bryant, the Los Angeles Lakers ... favorite sports moment is hitting the game-winning shot against Penn Hills in McDowell Christmas Tournament.



40

Rob Lowther

Forward 6'5" 210 lbs. Freshman  
Edinboro, PA Villa Maria

Walk-on who will provide depth at forward, although he will likely redshirt this season.

**High School**  
Played for coach Mark Majewski at Villa Maria Academy ... was a two-year starter in basketball, averaging 7.78 points, 6.2 rebounds and 1.1 blocks as a senior ... shot 49 percent from the floor and 74 percent from the line ... only played in 13 games due to injury ... averaged 3.1 ppg. his junior season ... a four-year letterwinner for the Victors.

**Personal**  
Born January 16, 1986 ... full name is Robert John Lowther III ... History major ... son of Carrie and Rob Lowther ... father played for Edinboro in the '70's ... personal favorites include movie Money Talks, Alexia Kovalev, Kirk Hinrich, Hines Ward, Chicago Bulls, Pittsburgh Penguins, Pittsburgh Pirates, Pittsburgh Steelers, West Virginia Mountaineers, Florida State Seminoles.

No.	Name	Pos.	Ht.	Wt.	Yr.	Hometown/High School/Last School
10	Justin Bean	G	6-1	162	Fr.	Erie, PA/East
3	Joe Cephas	F	6-5	200	Sr.	Jeannette, PA/Penn Hills
11	Dan Grabill	G	5-10	160	Sr.	Edinboro, PA/General McLane
12	Tom Grabill	G	5-8	138	Jr.	Edinboro, PA/General McLane
21	Curtis Ingram	G	6-3	191	Jr.	Youngstown, OH/Cardinal Mooney/Wofford
4	Devon Knight	G	5-9	160	So.	Pittsburgh, PA/Penn Hills
40	Rob Lowther	F	6-5	210	Fr.	Edinboro, PA/Villa Maria
44	Ryan McLemore	F	6-8	200	So.	Garfield Heights, OH/St. Peter Chanel
5	Torry Mitchell	G	5-10	180	Sr.	Erie, PA/Central/Mercyhurst
30	Justin Moore	F	6-6	221	So.	Canonsburg, PA/Canon-McMillan/New Haven
31	Chris Ravello	G	6-3	195	Sr.	Odenton, MD/Archbishop Spalding/Canisius
41	Daren Tielsch	F	6-8	240	Sr.	McKees Rocks, PA/Montour/Penn State

HEAD COACH: Greg Walcavich  
ASSISTANT COACH: Patrick Cleary

Numerical Roster

3	Joe Cephas	F
4	Devon Knight	G
5	Torry Mitchell	G
10	Justin Bean	G
11	Dan Grabill	G
12	Tom Grabill	G
21	Curtis Ingram	G
30	Justin Moore	F
31	Chris Ravello	G
40	Rob Lowther	F
41	Daren Tielsch	F
44	Ryan McLemore	F

Pronunciation Guide

Joe Cephas	see fuss
Dan Grabill	gray bull
Tom Grabill	gray bull
Devon Knight	DEV vin
Rob Lowther	LOATH her
Chris Ravello	rah VELL low
Daren Tielsch	tilsh
Greg Walcavich	WALL cah vitch

By Height

6'8"	Ryan McLemore
	Daren Tielsch
6'6"	Justin Moore
6'5"	Joe Cephas
	Rob Lowther
6'3"	Curtis Ingram
	Chris Ravello
6'1"	Justin Bean
5'10"	Dan Grabill
	Torry Mitchell
5'9"	Devon Knight
5'8"	Tom Grabill

By Position

Foward	Joe Cephas
	Rob Lowther
	Ryan McLemore
	Justin Moore
	Daren Tielsch
Guard	Justin Bean
	Dan Grabill
	Tom Grabill
	Curtis Ingram
	Devon Knight
	Torry Mitchell
	Chris Ravello





2004-05 Final Statistics

Final Record: 24-7																			
PSAC West: 8-4																			
PLAYER	G	GS	MIN	M/G	FG-FGA	Pct.	3FG-3FGA	Pct.	FT-FTA	Pct.	REB	AVG	A	TO	BL	ST	PF-D	PTS	AVG
Jakim Donaldson	31	31	933	30.1	189-342	.553	0-1	.000	127-185	.686	406	13.1	63	62	52	26	96-3	505	16.3
Torry Mitchell	31	24	880	28.4	129-325	.397	67-196	.342	39-64	.609	83	2.7	83	65	10	36	54-0	364	11.7
Rob Sims	31	31	940	30.3	140-315	.444	19-75	.253	45-66	.682	128	4.1	116	53	2	33	51-0	344	11.1
Daren Tielsch	25	19	705	28.2	130-278	.468	17-47	.362	57-137	.416	181	7.2	42	62	16	11	76-5	334	13.4
Chris Ravello	31	25	721	23.3	93-233	.399	36-132	.273	21-32	.656	97	3.1	49	47	10	45	51-1	243	7.8
Devon Knight	31	0	510	16.5	61-124	.492	15-33	.455	47-60	.783	45	1.5	34	37	1	28	42-0	184	5.9
Dan Grabill	28	13	586	20.9	39-115	.339	25-72	.347	28-37	.757	50	1.8	47	32	0	27	57-1	131	4.7
Arvin Kotrri	26	12	376	14.5	50-102	.490	2-5	.400	13-26	.500	93	3.6	9	26	9	7	53-1	115	4.4
Ryan McLemore	29	0	346	11.9	31-59	.525	0-0	.000	16-25	.640	106	3.7	7	15	32	9	44-1	78	2.7
Joe Cephas	17	0	131	7.7	10-27	.370	3-14	.214	1-6	.167	19	1.1	4	6	0	0	18-0	24	1.4
Tom Grabill	14	0	96	6.9	7-20	.350	6-14	.429	2-4	.500	5	0.4	9	7	0	2	7-0	22	1.6
TEAM											89	2.9		0			0-0		
BORO TOTALS	31		6224		879-1940	.453	190-589	.323	396-642	.617	1302	42.0	463	415	132	224	549-12	2344	75.6
OPP TOTALS	31		6226		758-1879	.403	159-509	.312	385-575	.670	1120	36.1	354	441	72	197	571-20	2060	66.5

Date	Opponent	Score	Att.	Hi Scorer	Hi Rebounder	Opp Hi Scorer	Opp Hi Rebounder
Nov. 13	at West Virginia Wesleyan	W, 85-69		Donaldson (23)	Donaldson (10)	Ingram (28)	Ingram (13)
at California (Pa.) Holiday Inn/Food for the Hungry Classic							
Nov. 19	vs. Virginia Union	L, 52-79		Sims (16)	Donaldson (19)	Walton (18)	Walton (14)
Nov. 20	vs. Ohio Valley	W, 78-55		Donaldson (24)	Donaldson (13)	Pierre (13)	Pierre (8)
Nov. 23	GANNON	W, 69-60	1537	Donaldson (21)	Donaldson (10)	Husted (15)	Husted (9)
Nov. 28	PENN ST. MCKEESPORT	W, 88-68	136	Ravello (19)	Donaldson (14)	Jones (15)	Mabrey (7)
Dec. 4	at Mansfield	W, 82-70	872	Mitchell (22)	Donaldson (17)	Rivers (23)	Benson (7)
Dec. 5	at East Stroudsburg	W, 58-55	246	Donaldson (15)	Donaldson (13)	T. Williams (13)	Sweet (11)
Dec. 11	PENN STATE					Hargrove (18)	
Dec. 20	NEW KENSINGTON	W, 94-55	376	Tielsch (19)	Donaldson (13)	Knight (14)	Bradford (7)
Dec. 20	at Bloomsburg	W, 92-87	190	Donaldson (23)	Donaldson (13)	Owens (33)	Burdine (6)
Dec. 30	CHARLESTON(WV)	W, 77-62	197	Sims (17)	Tielsch (10)	Hewitt (14)	Dunbar (10)
Jan. 2	MERCYHURST	W, 71-51	208	Donaldson (13)	Donaldson (8)	Andris (11)	Kubinski (8)
Jan. 8	MILLERSVILLE	L, 64-66	314	Mitchell (13)	Kotrri (8)		
Jan. 9	CHEYNEY	W, 87-72	403	Donaldson (20)	Donaldson (19)	Parker (22)	Udeinya (12)
Jan. 15	KUTZTOWN	W, 79-56	469	Donaldson (24)	Donaldson (16)	A. Brown (15)	Logan (6)
Jan. 16	WEST CHESTER	W, 62-58	388	Gregory (15)	King (6)	Eberhart (13)	Salaam (10)
Jan. 19	SLIPPERY ROCK	W, 83-60	673	Kurtz (15)	Greenwood (6)	Kurtz (15)	Greenwood (6)
Jan. 22	at California (Pa.)	W, 71-68	450	Bratten (14)	Jancic (15)	Bray (22)	Bray (8)
Jan. 26	at Indiana (Pa.)	W, 89-81	1150	Bray (22)	Ali (8)	Ali (27)	Macon (8)
Jan. 29	LOCK HAVEN	W, 69-54	502	Ali (27)			
Feb. 2	at Clarion	L, 66-72	1000	Donaldson (21)	Donaldson (12)	DeJesus (15)	D. Wilson (6)
Feb. 5	SHIPPENSBURG	W, 72-50	627	Tielsch (19)	Tielsch (13)	Wells (29)	Wells (10)
Feb. 9	at Slippery Rock	L, 74-85	279	Tielsch (17)	Donaldson (19)	C. Davis (18)	C. Davis (8)
Feb. 12	CALIFORNIA (PA)	W, 64-53	743	Donaldson (20)	Donaldson (24)	B. Johnson (33)	Glick (12)
Feb. 16	INDIANA (PA)	W, 80-69	1601	Tielsch (28)	Tielsch (13)	Mesnager (14)	Mesnager (10)
Feb. 19	at Lock Haven	L, 63-69	501	Ravello (22)	Donaldson (11)	Ali (20)	Ali (8)
Feb. 23	CLARION	L, 61-69	1572	Knight (16)	Donaldson (11)	Terry (21)	Carson (5)
Feb. 26	at Shippensburg	W, 78-58	502	Donaldson (12)	Donaldson (15)	Church (25)	J. Walker (5)
Feb. 26				Mitchell (29)	Donaldson (12)	C. Davis (26)	Wells (12)
Feb. 26						Scott (10)	Scott (10)
PSAC Championships at Edinboro, PA							
Mar. 1	INDIANA (PA)	W, 80-63	608	Donaldson (19)	Donaldson (10)	Macon (18)	Ali (8)
Mar. 4	MANSFIELD	W, 101-94	759	Donaldson (20)	Donaldson (22)	Benson (35)	Benson (8)
Mar. 5	MILLERSVILLE	W, 85-76	813	Sims (22)	Donaldson (13)	Abrams (29)	B. Jones (12)
NCAA Division II East Regional at Misenheimer, NC							
Mar. 12	vs. Indiana (Pa.)	L, 73-76 ot 200		Mitchell (30)	Tielsch (9)	Ali (23)	Ali (10)

2004-05 Box Scores

Game 1  
Edinboro 85, West Virginia Wesleyan 69  
at Buckhannon, WV  
November 13, 2004

Edinboro (1-0)	fg-fga	ft-fta	reb	pts
Jakim Donaldson, f	8-13	7-8	10	23
Daren Tielsch, f	4-7	4-6	2	14
Chris Ravello, g	4-8	0-0	4	9
Dan Grabill, g	3-4	0-0	4	9
Rob Sims, g	5-11	0-1	7	12
Torry Mitchell	4-4	2-5	6	12
Joe Cephas	1-2	0-1	1	2
Ryan McLemore	0-1	1-2	3	1
Arvin Kotrri	0-3	0-0	1	0
Tom Grabill	0-2	1-2	1	1
Devon Knight	0-1	2-2	2	2
team			3	
Totals	29-56 (51.8%)	17-27 (63.0%)	44	85

W. Va. Wes. (0-1)	fg-fga	ft-fta	reb	pts
Ted Winovich, f	5-10	1-2	6	14
Jelani Watson, f	2-13	2-4	8	6
Lynell Ingram, f	11-22	4-6	13	28
Jermaine Garrard, g	6-12	2-2	0	14
Rocky Manchin, g	1-4	0-0	5	2
Stephen Nichols	2-9	0-0	3	5
Dureya Garnett	0-1	0-0	1	0
Cole Ellis	0-3	0-0	1	0
Jared Chafin	0-1	0-0	1	0
Christopher Smith	0-2	0-0	1	0
James Mason	0-2	0-0	2	0
Brian Inge	0-1	0-0	0	0
Marcus Nicks	0-0	0-0	0	0
team			5	
Totals	27-80 (33.8%)	9-14 (64.3%)	46	69

HALFTIME: Edinboro 39, West Va. Wesleyan 21  
Three-point FGS: Edinboro 10-16 (D. Grabill 3-4, Tielsch 2-2, Mitchell 2-2, Sims 2-3, Ravello 1-4, Cephas 0-1), WV Wesleyan 6-23 (Winovich 3-6, Ingram 2-7, Nichols 1-3, Inge 0-1, Chafin 0-1, Ellis 0-1, Garrard 0-1, Garnett 0-1, Watson 0-2). Assists: Edinboro 19 (Sims 5, Donaldson 4, D. Grabill 4), WV Wesleyan 9 (Manchin 5). Steals: Edinboro 9 (Ravello 3, Sims 2, Mitchell 2), WV Wesleyan 15 (Winovich 3, Manchin 3, Garrard 3). Blocked Shots: Edinboro 2 (McLemore, Mitchell), WV Wesleyan 5 (Ingram 3). Turnovers: Edinboro 22, WV Wesleyan 18.

Game 2  
Virginia Union 79, Edinboro 52  
California(Pa.) Holiday Inn Classic  
at California, PA  
November 19, 2004

Edinboro (1-1)	fg-fga	ft-fta	reb	pts
Jakim Donaldson, f	4-7	2-4	9	10
Arvin Kotrri, f	1-2	1-2	3	3
Chris Ravello, g	2-5	0-0	1	4
Dan Grabill, g	2-4	0-0	2	5
Rob Sims, g	6-14	3-3	2	16
Torry Mitchell	5-16	1-2	4	14
Joe Cephas	0-2	0-4	1	0
Devon Knight	0-3	0-0	5	0
Ryan McLemore	0-1	0-0	1	0
Tom Grabill	0-0	0-0	0	0
team			2	
Totals	20-54 (37.0%)	7-15 (46.7%)	30	52

Virginia Union (1-0)	fg-fga	ft-fta	reb	pts
Duan Crockett, f	4-13	2-2	6	10
Ralph Brown, f	4-8	2-2	4	10
Antwan Brown, f	9-12	0-0	14	18
Darius Hargrove, g	7-13	2-2	5	16

Luqman Jaaber, g	2-9	0-0	2	4
Arthur Kidd	4-10	0-0	2	11
Chris Moore	1-3	0-0	2	2
Quincy Smith	0-3	0-0	1	0
B.J. Stevenson	0-1	0-0	1	0
Steve Miller	2-2	0-0	4	4
Trevor Bryant	0-1	0-0	1	0
Emerson Kidd	0-1	0-0	0	0
Justin Wingfield	2-2	0-0	0	4
team			9	
Totals	35-78 (44.9%)	6-6 (100.0%)	51	79

HALFTIME: Virginia Union 40, Edinboro 26  
Three-point FGS: Edinboro 5-22 (Mitchell 3-10, Sims 1-3, D. Grabill 1-3, Donaldson 0-1, Knight 0-1, Cephas 0-1, Ravello 0-3), Va. Union 3-16 (A. Kidd 3-7, Crockett 0-1, Hargrove 0-1, E. Kidd 0-1, Bryant 0-1, Smityh 0-2, Jaaber 0-3). Assists: Edinboro 10 (D. Grabill 3), Va. Union 9 (Jaaber 3). Steals: Edinboro 5 (Donaldson 2), Va. Union 7 (Jaaber 3, Hargrove 2). Blocked Shots: Edinboro 4 (Donaldson 3), Va. Union 3 (Brown, Hargrove, A. Kidd). Turnovers: Edinboro 15, Va. Union 9.

Game 3  
Edinboro 78, Ohio Valley 55  
California(Pa.) Holiday Inn Classic  
at California, PA  
November 20, 2004

Edinboro (2-1)	fg-fga	ft-fta	reb	pts
Jakim Donaldson, f	10-17	4-8	13	24
Arvin Kotrri, f	1-3	0-0	6	2
Chris Ravello, g	4-11	0-0	4	11
Dan Grabill, g	2-8	2-2	5	8
Rob Sims, g	6-15	0-0	4	13
Torry Mitchell	2-12	0-0	4	4
Devon Knight	5-8	1-1	2	12
Joe Cephas	1-2	0-0	0	2
Ryan McLemore	1-4	0-0	5	2
Tom Grabill	0-0	0-0	2	0
team			4	
Totals	32-80 (40.0%)	7-11 (63.6%)	49	78

Ohio Valley (0-4)	fg-fga	ft-fta	reb	pts
Marlon Pierre, f	3-7	7-7	8	13
Derrick Whiteside, f	5-12	2-2	3	12
Eugene Ruiz, g	2-3	0-0	3	4
Leon Daniel, g	3-6	2-2	3	8
Jerrold Eldridge, g	0-1	0-0	0	0
Chris Cobbina	4-11	2-2	3	10
Stephen Camberis	1-5	0-0	1	3
Sean Neal	0-2	0-0	5	0
Ryan Thompson	1-2	0-1	0	2
Brandon Sheets	1-1	0-0	1	2
Jon Melhorne	0-1	1-2	0	1
Ade Baruwa	0-0	0-0	0	0
team			5	
Totals	20-51 (39.2%)	14-16 (87.5%)	32	55

HALFTIME: Edinboro 37, Ohio Valley 24  
Three-point FGS: Edinboro 7-22 (Ravello 3-6, D. Grabill 2-5, Knight 1-2, Sims 1-4, Cephas 0-1, Mitchell 0-4), Ohio Valley 1-9 (Camberis 1-2, Neal 0-1, Melhorne 0-1, Daniel 0-1, Eldridge 0-1, Ruiz 0-1, Whiteside 0-2). Assists: Edinboro 22 (Donaldson 6, Sims 4, D. Grabill 4), Ohio Valley 6 (Cobbina 2). Steals: Edinboro 15 (Sims 6, Knight 3), Ohio Valley 6 (Whiteside 2, Cobbina 2). Blocked Shots: Edinboro 4 (McLemore 3), Ohio Valley 3 (Pierre, Neal, Cobbina). Turnovers: Edinboro 10, Ohio Valley 22.

Game 4  
Edinboro 69, Gannon 60  
at Edinboro, PA  
November 23, 2004

Edinboro (3-1)	fg-fga	ft-fta	reb	pts
Jakim Donaldson, f	7-11	7-9	10	21
Arvin Kotrri, f	5-8	0-0	8	10
Chris Ravello, g	0-7	0-0	0	0
Dan Grabill, g	1-8	2-3	2	5
Rob Sims, g	5-10	4-6	4	17
Devon Knight	3-4	2-4	1	9
Torry Mitchell	1-2	0-0	2	3
Ryan McLemore	2-4	0-0	5	4
Joe Cephas	0-0	0-0	1	0
team			3	
Totals	24-54 (44.4%)	15-22 (68.2%)	36	69

Gannon (2-2)	fg-fga	ft-fta	reb	pts
Shelby Chaney, f	6-10	1-4	7	13
Geoff Husted, c	6-15	3-3	9	15
Demond Johnson, g	4-6	2-5	2	13
Joe Rivera, g	0-6	2-2	2	2
Matt Jones, g	5-11	4-5	5	15
Bobby Bossman	1-7	0-0	3	2
Josh Swain	0-0	0-0	1	0
Terrell Kittelberger	0-0	0-0	0	0
team			5	
Totals	22-55 (40.0%)	12-19 (63.2%)	34	60

HALFTIME: Edinboro 37, Gannon 25  
Three-point FGS: Edinboro 6-17 (Sims 3-4, Knight 1-2, Mitchell 1-2, D. Grabill 1-4, Ravello 0-5), Gannon 4-20 (Johnson 3-5, Jones 1-5, Rivera 0-5, Bossman 0-5). Assists: Edinboro 9 (Donaldson 2, Sims 2, D. Grabill 2, Knight 2), Gannon 9 (Johnson 3). Steals: Edinboro 5 (Donaldson 2), Gannon 3 (Husted, Rivera, Jones). Blocked Shots: Edinboro 3 (McLemore, Donaldson, Ravello), Gannon 0. Turnovers: Edinboro 9, Gannon 12.

Game 5  
Edinboro 88, Penn State McKeesport 68  
at Edinboro, PA  
November 28, 2004

Edinboro (4-1)	fg-fga	ft-fta	reb	pts
Jakim Donaldson, f	6-10	1-1	14	13
Arvin Kotrri, f	4-8	2-2	10	10
Chris Ravello, g	7-13	2-2	3	19
Dan Grabill, g	3-4	0-0	2	9
Rob Sims, g	2-5	0-0	3	4



# 2004-05 Box Scores

Donaldson 3), PSMcK 16 (Turner 6, Mabrey 3, Rivers 3). **Steals:** Edinboro 9 (Sims 2, Ravello 2, Mitchell 2, Knight 2), PSMcK 7 (Rivers 4). **Blocked Shots:** Edinboro 7 (McLemore 3, Mitchell 3), PSMcK 4 (Mabrey 2, Kane 2). **Turnovers:** Edinboro 13, PSMcK 14.

## Game 6 Edinboro 82, Mansfield 70 at Mansfield, PA December 4, 2004

Edinboro (5-1)	fg-fga	ft-fta	reb	pts
Jakim Donaldson, f	7-11	3-3	17	17
Arvin Kotrri, f	4-6	0-0	5	8
Chris Ravello, g	1-6	0-0	4	2
Dan Grabill, g	4-12	0-0	1	10
Rob Sims, g	4-11	3-4	1	12
Torry Mitchell	8-15	2-2	7	22
Ryan McLemore	2-3	3-5	7	7
Devon Knight	2-3	0-2	0	4
team			2	
<b>Totals</b>	<b>32-67</b>	<b>11-16</b>	<b>44</b>	<b>82</b>
	(47.9%)	(68.8%)		

Mansfield (2-3)	fg-fga	ft-fta	reb	pts
Justin Kress, f	2-9	2-3	4	6
Terrance Williams, f	5-10	1-2	5	13
David Hoopes, g	3-8	2-3	3	10
Jason Benson, g	3-8	4-5	7	11
Brian Bryant, g	1-5	4-4	1	7
Ian Anderson	2-3	1-4	2	5
Brandon DeShields	2-8	3-4	3	7
Carlos Collazo	2-6	0-0	4	4
Jeremy Frey	1-3	0-0	2	3
Kevin Hill	0-1	0-0	0	0
Johnny Hampton	2-2	0-0	0	4
team			4	
<b>Totals</b>	<b>23-63</b>	<b>17-25</b>	<b>35</b>	<b>70</b>
	(36.5%)	(68.0%)		

**HALFTIME:** Edinboro 34, Mansfield 30  
**Three-point FGS:** Edinboro 7-25 (Mitchell 4-9, D. Grabill 2-9, Sims 1-3, Knight 0-1, Ravello 0-3), Mansfield 7-24 (Williams 2-5, Hoopes 2-7, Frey 1-2, Benson 1-3, Bryant 1-4, DeShields 0-3). **Assists:** Edinboro 20 (Mitchell 6, Sims 4), Mansfield 13 (Bryant 4). **Steals:** Edinboro 6 (Sims 2, Ravello 2), Mansfield 12 (Bryant 4). **Blocked Shots:** Edinboro 4 (Donaldson 3), Mansfield 2 (Benson, Anderson). **Turnovers:** Edinboro 16, Mansfield 13.

## Game 7 Edinboro 58, East Stroudsburg 55 at East Stroudsburg, PA December 5, 2004

Edinboro (6-1)	fg-fga	ft-fta	reb	pts
Jakim Donaldson, f	5-13	5-6	13	15
Arvin Kotrri, f	4-7	0-1	7	8
Chris Ravello, g	0-3	2-3	2	2
Dan Grabill, g	2-5	0-0	2	4
Rob Sims, g	6-13	1-1	3	13
Torry Mitchell	2-14	0-0	3	4
Ryan McLemore	2-3	0-0	4	4
Devon Knight	1-1	0-0	0	2
Tom Grabill	2-3	0-0	0	6
team			5	
<b>Totals</b>	<b>24-62</b>	<b>8-11</b>	<b>39</b>	<b>58</b>
	(38.7%)	(72.7%)		

East Stroudsburg (2-4)	fg-fga	ft-fta	reb	pts
Danny Hargrove, f	7-12	4-5	8	18
Ryan Sweet, f	6-8	0-0	11	12
Channon Easley, c	4-9	0-1	6	8
Anthony Ross, g	2-7	2-5	3	7
Sky Williams, g	1-6	0-1	4	2
Naveen Mohiuddin	0-4	0-0	1	0
Josh Wentz	2-4	0-2	1	6
Rob Georges	0-2	2-2	1	2
Andy Wimmer	0-0	0-0	0	0
Jimmy Evans	0-0	0-0	1	0

Murvin English	0-2	0-0	1	0
team			1	
<b>Totals</b>	<b>22-54</b>	<b>8-16</b>	<b>38</b>	<b>55</b>
	(40.7%)	(50.0%)		

**HALFTIME:** East Stroudsburg 28, Edinboro 26  
**Three-point FGS:** Edinboro 2-15 (T. Grabill 2-3, Sims 0-1, D. Grabill 0-2, Ravello 0-2, Mitchell 0-7), ESU 3-14 (Wentz 2-3, Ross 1-4, Hargrove 0-1, English 0-1, Mohiuddin 0-2, Williams 0-3). **Assists:** Edinboro 8 (Sims 3, D. Grabill 2), ESU 11 (Ross 3). **Steals:** Edinboro 8 (Sims 3), ESU 5 (Hargrove 2, Wentz 2). **Blocked Shots:** Edinboro 6 (McLemore 3, Donaldson 2), ESU 4 (Hargrove 3). **Turnovers:** Edinboro 16, ESU 18.

## Game 8 Edinboro 94, Penn State New Kensington 55 at Edinboro, PA December 11, 2004

Edinboro (7-1)	fg-fga	ft-fta	reb	pts
Jakim Donaldson, f	5-8	3-3	13	13
Arvin Kotrri, f	5-10	1-6	10	11
Torry Mitchell, g	2-6	2-2	3	8
Dan Grabill, g	2-2	0-1	0	5
Rob Sims, g	3-5	0-0	5	6
Devon Knight	3-6	0-0	1	6
Daren Tielsch	8-13	3-6	5	19
Chris Ravello	3-9	0-0	4	8
Ryan McLemore	5-7	2-3	11	12
Tom Grabill	2-4	0-0	1	6
team			3	
<b>Totals</b>	<b>38-70</b>	<b>11-21</b>	<b>56</b>	<b>94</b>
	(54.3%)	(68.2%)		

PS New Kensing. (6-5)	fg-fga	ft-fta	reb	pts
Jamil Nelson, f	2-9	6-6	6	10
Jon Bradford, f	2-8	4-4	7	8
Aaron Knight, f	4-16	3-5	4	14
Neville Ferguson, g	1-4	0-0	2	3
Brian Nichols, g	1-10	7-9	2	9
Dominick Logan	3-10	0-0	4	8
Rob Cugini	1-4	0-1	1	3
Cody Clarke	0-	0-0	0	0
Ed Brown-Fields	0-0	0-0	0	0
team			7	
<b>Totals</b>	<b>14-61</b>	<b>20-25</b>	<b>33</b>	<b>55</b>
	(23.0%)	(80.0%)		

**HALFTIME:** Edinboro 48, PS New Kensington 20  
**Three-point FGS:** Edinboro 7-18 (T. Grabill 2-3, Mitchell 2-6, Ravello 2-6, D. Grabill 1-1, Kotrri 0-1, Tielsch 0-1), PSNK 7-21 (Knight 3-7, Logan 2-5, Ferguson 1-2, Cugini 1-2, Nelson 0-2, Nichols 0-3). **Assists:** Edinboro 27 (Mitchell 5, Sims 5), PSNK 6 (Logan 2). **Steals:** Edinboro 7 (Knight 2, Mitchell 2), PSNK 7 (Bradford 2, Cugini 2). **Blocked Shots:** Edinboro 6 (Donaldson 3, McLemore 2), PSNK 2 (Nelson, Bradford). **Turnovers:** Edinboro 14, PSN14.

## Game 9 Edinboro 92, Bloomsburg 87 at Bloomsburg, PA December 20, 2004

Edinboro (8-1)	fg-fga	ft-fta	reb	pts
Jakim Donaldson, f	8-14	7-12	13	23
Arvin Kotrri, f	4-8	2-4	9	10
Torry Mitchell, g	8-13	4-7	2	22
Dan Grabill, g	2-6	3-3	0	8
Rob Sims, g	3-7	5-8	6	11
Daren Tielsch	5-8	2-10	6	13
Devon Knight	1-3	0-2	0	3
Chris Ravello	1-3	0-0	1	2
team			3	
<b>Totals</b>	<b>32-62</b>	<b>23-46</b>	<b>40</b>	<b>92</b>
	(51.6%)	(50.0%)		

Bloomsburg (2-4)	fg-fga	ft-fta	reb	pts
Billy Bryan, f	2-3	0-0	3	4
Bob Nenstiel, f	1-6	1-1	1	3
Jeremiah Long, c	1-3	0-0	4	2
Ryan Nenstiel, g	4-10	2-3	5	13
John Owens, g	12-19	9-9	1	33
Mike Cheattle	4-5	0-0	1	11
Marion Rose	2-6	4-4	5	9
Jaren Burdine	3-6	1-1	6	7
Andrew Jerry	2-3	0-0	1	5
Brian Holsey	0-0	0-0	1	0
Matt Fisher	0-1	0-0	1	0
Jimmy McCreery	0-0	0-0	0	0
team			2	
<b>Totals</b>	<b>31-62</b>	<b>17-18</b>	<b>31</b>	<b>87</b>
	(50.0%)	(94.4%)		

**HALFTIME:** Edinboro 40, Bloomsburg 40  
**Three-point FGS:** Edinboro 5-14 (Mitchell 2-7, Tielsch 1-1, Knight 1-1, D. Grabill 1-4, Ravello 0-1), Bloomsburg 8-17 (Cheattle 3-3, R. Nenstiel 3-6, Jerry 1-1, Rose 1-2, Owens 0-2, B. Nenstiel 0-3). **Assists:** Edinboro 17 (Sims 6, Tielsch 4, Mitchell 3), Bloomsburg 11 (Bryan 3, Owens 3). **Steals:** Edinboro 12 (Donaldson 3, Mitchell 3, D. Grabill 3), Bloomsburg 6 (Owens 2). **Blocked Shots:** Edinboro 1 (Donaldson), Bloomsburg 2 (R. Nenstiel, Owens). **Turnovers:** Edinboro 12, Bloomsburg 17.

## Game 10 Edinboro 77, Charleston(WV) 62 at Edinboro, PA December 30, 2004

Edinboro (9-1)	fg-fga	ft-fta	reb	pts
Jakim Donaldson, f	7-9	2-3	7	16
Arvin Kotrri, f	1-5	1-2	3	3
Torry Mitchell, g	6-11	1-3	2	14
Dan Grabill, g	3-10	2-2	7	10
Rob Sims, g	7-12	3-4	3	17
Daren Tielsch	4-7	1-3	10	9
Ryan McLemore	1-2	1-2	8	3
Chris Ravello	2-5	1-2	3	5
Devon Knight	0-3	0-0	0	0
team			6	
<b>Totals</b>	<b>31-64</b>	<b>12-21</b>	<b>49</b>	<b>77</b>
	(48.4%)	(57.1%)		

Charleston(WV) (5-2)	fg-fga	ft-fta	reb	pts
Damian Martinez, f	1-6	0-0	5	2
Brandon Dunbar, f	3-9	2-10	10	8
Robert Strickland, g	3-6	0-0	4	6
Robert Siwo, g	3-20	5-6	6	13
Jay Hewitt, g	5-16	1-2	7	14
Marquis Brooks'	3-5	0-1	4	8
Richard Hampton	5-11	1-4	9	11
Serge Babo	0-2	0-0	1	0
Dustin Ultican	0-0	0-0	0	0
team			4	
<b>Totals</b>	<b>23-75</b>	<b>9-23</b>	<b>50</b>	<b>62</b>
	(30.7%)	(39.1%)		

**HALFTIME:** Edinboro 36, Charleston(WV) 22  
**Three-point FGS:** Edinboro 3-13 (D. Grabill 2-4, Mitchell 1-4, Sims 0-1, Knight 0-1, Ravello 0-3), Charleston 7-21 (Hewitt 3-8, Brooks 2-3, Siwo 2-10). **Assists:** Edinboro 14 (Sims 3, D. Grabill 3, Mitchell 3, Tielsch 3), Charleston 10 (Siwo 5, Hewitt 3). **Steals:** Edinboro 7 (Ravello 2), Charleston 4 (Dunbar 2). **Blocked Shots:** Edinboro 7 (McLemore 3, Donaldson 2), Charleston 3 (Strickland, Brooks, Hewitt). **Turnovers:** Edinboro 12, Charleston 14.

## Game 11 Edinboro 71, Mercyhurst 51 at Edinboro, PA January 2, 2005

Edinboro (10-1)	fg-fga	ft-fta	reb	pts
Jakim Donaldson, f	5-6	3-5	8	13
Arvin Kotrri, f	2-6	0-0	8	4
Torry Mitchell, g	5-12	0-0	1	13

# 2004-05 Box Scores

Dan Grabill, g	2-5	0-1	3	5
Rob Sims, g	6-12	0-0	3	12
Daren Tielsch	6-13	1-5	7	13
Devon Knight	1-4	2-2	1	4
Chris Ravello	0-0	0-0	2	0
Ryan McLemore	1-1	0-0	3	2
Tom Grabill	0-0	0-0	0	0
Joe Cephas	2-2	0-0	0	5
team			3	
<b>Totals</b>	<b>30-61</b>	<b>6-13</b>	<b>39</b>	<b>71</b>
	(49.2%)	(46.2%)		

Mercyhurst (6-7)	fg-fga	ft-fta	reb	pts
Roberts Jansons, f	1-9	0-2	4	2
Terry Smith, g	4-8	0-1	3	10
Andy Kubinski, g	2-10	2-4	8	6
Roland Andris, g	5-6	0-1	1	11
Jawad Ali, g	2-5	2-3	4	7
Mitch Brennan	4-6	1-2	5	10
Steve Horner	1-6	1-2	2	3
Cory Carson	0-0	0-0	1	0
Jeff Daisley	1-1	0-0	0	2
Darren Angell	0-0	0-0	0	0
Luke Handley	0-0	0-0	0	0
Cory Tubo	0-0	0-0	0	0
team			9	
<b>Totals</b>	<b>20-51</b>	<b>6-15</b>	<b>37</b>	<b>51</b>
	(39.2%)	(40.0%)		

**HALFTIME:** Edinboro 39, Mercyhurst 22  
**Three-point FGS:** Edinboro 5-17 (Mitchell 3-8, Cephas 1-1, D. Grabill 1-3, Tielsch 0-1, Knight 0-1, Sims 0-3), Mercyhurst 5-11 (Smith 2-4, Andris 1-1, Brennan 1-1, Ali 1-4, Jansons 0-1). **Assists:** Edinboro 16 (Sims 4, D. Grabill 4, Mitchell 3), Mercyhurst 10 (Smith 8). **Steals:** Edinboro 8 (D. Grabill 2, Ravello 2), Mercyhurst 4 (Ali 3). **Blocked Shots:** Edinboro 5 (Donaldson 4), Mercyhurst 2 (Ali, Horner). **Turnovers:** Edinboro 12, Mercyhurst 17.

## Game 12 Millersville 66, Edinboro 64 at Edinboro, PA January 8, 2005

Edinboro (10-2)	fg-fga	ft-fta	reb	pts
Jakim Donaldson, f	8-14	4-6	19	20
Arvin Kotrri, f	1-2	0-0	3	2
Torry Mitchell, g	7-19	0-0	5	17
Dan Grabill, g	2-5	0-0	1	6
Rob Sims, g	2-14	0-0	2	5
Daren Tielsch	3-9	4-5	7	10
Devon Knight	2-7	0-0	2	4
Chris Ravello	0-1	0-0	1	0
Ryan McLemore	0-0	0-0	2	0
team			2	
<b>Totals</b>	<b>25-71</b>	<b>8-11</b>	<b>44</b>	<b>64</b>
	(35.2%)	(72.7%)		

Millersville (8-1)	fg-fga	ft-fta	reb	pts
Toochi Udeinya, f	1-8	1-3	12	3
Brian Jones, f	5-10	3-3	8	13
Charles Parker, g	10-12	2-6	5	22
Anthony Abrams, g	4-10	0-0	3	8
Greg Testa, g	6-10	0-1	5	13
Kevin Cuff	1-8	0-0	2	3
Tony Proctor	0-1	0-0	1	0
John Allen	2-2	0-0	2	4
Mike Tercha	0-0	0-0	0	0
team			3	
<b>Totals</b>	<b>29-61</b>	<b>6-13</b>	<b>41</b>	<b>66</b>
	(47.5%)	(46.2%)		

**HALFTIME:** Millersville 34, Edinboro 23  
**Three-point FGS:** Edinboro 6-17 (Mitchell 3-8, D. Grabill 2-3, Sims 1-5, Knight 0-1), M'ville 2-10 (Testa 1-3, Cuff 1-5, Udeinya 0-2). **Assists:** Edinboro 10 (Sims 3), M'ville 13 (Udeinya 7). **Steals:** Edinboro 2 (Sims, Tielsch), M'ville 4 (Jones 2). **Blocked Shots:** Edinboro 3 (Donaldson, Tielsch, Mitchell), M'ville 3 (Jones 2). **Turnovers:** Edinboro 9, M'ville 10.

## Game 13 Edinboro 87, Cheyney 72 at Edinboro, PA January 9, 2005

Edinboro (11-2)	fg-fga	ft-fta	reb	pts
Jakim Donaldson, f	9-20	6-8	16	24
Arvin Kotrri, f	2-4	0-0	2	4
Torry Mitchell, g	4-11	2-2	0	12
Dan Grabill, g	1-4	0-0	0	3
Rob Sims, g	0-2	0-0	5	0
Chris Ravello	6-11	0-0	3	14
Devon Knight	4-8	2-2	2	11
Daren Tielsch	6-14	4-8	6	17
Ryan McLemore	1-1	0-2	4	2
team			0	
Totals	33-75 (44.0%)	14-22 (63.6%)	38	87



2004-05 Box Scores

Mason Glick, g	3-5	0-0	4	8
Ryan Yarosik, g	0-0	0-0	1	0
Dejan Jancic	1-6	2-4	15	4
Jason Bratten	5-9	1-1	5	14
Corey Nesser	3-4	0-0	0	7
Sean White	2-5	0-0	0	4
John Kearney	0-3	0-0	1	0
Ben Daniels	0-1	0-0	0	0
team			2	
Totals	24-53	3-5	37	60
	(45.3%)	(60.0%)		

HALFTIME: Edinboro 47, Slippery Rock 26  
Three-point FGS: Edinboro 12-21 (Ravello 3-4, Mitchell 3-4, Cephas 2-2, D. Grabill 1-2, T. Grabill 1-2, Knight 1-2, Tielsch 1-3, Sims 0-2), SRU 9-20 (Bratten 3-6, Johnson 3-9, Glick 2-2, Nesser 1-1, Kearney 0-1, White 0-1). Assists: Edinboro 21 (Sims 10), SRU 18 (Jancic 4, Johnson 3, Glick 3, Bratten 3). Steals: Edinboro 14 (Ravello 3), SRU 3 (Kearney 2). Blocked Shots: Edinboro 5 (Donaldson 2, Ravello 2), SRU 2 (Reepmeyer 2). Turnovers: Edinboro 9, SRU 25.

Game 17  
Edinboro 71, California(Pa.) 68  
at Edinboro, PA  
January 22, 2005

Edinboro (15-2)	fg-fga	ft-fa	reb	pts
Jakim Donaldson, f	6-13	0-0	9	12
Daren Tielsch, f	5-12	2-8	11	12
Chris Ravello, g	8-15	0-0	6	21
Torry Mitchell, g	4-10	0-0	1	11
Rob Sims, g	2-6	4-4	4	8
Dan Grabill	1-6	2-2	3	5
Ryan McLemore	1-2	0-0	3	2
Devon Knight	0-0	0-0	0	0
team			4	
Totals	27-64	8-14	41	71
	(42.2%)	(57.1%)		

California(Pa.) (11-6)	fg-fga	ft-fa	reb	pts
------------------------	--------	-------	-----	-----

London Houston, f	6-11	2-5	6	14
Boris Mesnager, f	8-15	1-3	7	17
Travis Eisentrout, g	3-9	0-0	6	7
Mike Smelkinson, g	2-5	2-3	3	8
Sharif Bray	7-13	6-9	8	22
Sammy Rahman	0-4	0-0	4	0
Guillaume Beyl	0-0	0-0	0	0
Mitar Zivanovic	0-0	0-0	0	0
team			4	
Totals	26-57	11-20	38	68
	(45.6%)	(55.0%)		

HALFTIME: Edinboro 40, California(Pa.) 32  
Three-point FGS: Edinboro 9-27 (Ravello 5-11, Mitchell 3-8, D. Grabill 1-5, Tielsch 0-1, Sims 0-2), Cal 5-13 (Smelkinson 2-2, Bray 2-5, Eisentrout 1-5). Assists: Edinboro 20 (Sims 5, D. Grabill 5, Tielsch 4), Cal 11 (Eisentrout 5, Mesnager 3). Steals: Edinboro 3 (Mitchell, Sims, Tielsch), Cal 1 (Mesnager). Blocked Shots: Edinboro 2 (McLemore 2), Cal 2 (Houston, Mesnager). Turnovers: Edinboro 6, California(Pa.) 8.

Game 18  
Edinboro 89, Indiana(Pa.) 81  
at Indiana, PA  
January 26, 2005

Edinboro (16-2)	fg-fga	ft-fa	reb	pts
Jakim Donaldson, f	5-8	4-8	17	14
Daren Tielsch, f	9-17	1-2	10	19
Chris Ravello, g	7-10	2-2	4	19
Torry Mitchell, g	2-8	0-0	1	5
Rob Sims, g	7-12	4-5	8	17
Dan Grabill	1-4	1-2	0	4
Devon Knight	2-3	3-4	2	7
Ryan McLemore	1-1	0-0	0	2
Joe Cephas	0-0	0-0	1	0
team			4	
Totals	34-63	15-23	47	89
	(54.0%)	(65.2%)		

IUP (15-4)	fg-fga	ft-fa	reb	pts
G.J. Macon, f	4-14	1-4	8	9
Ayyub Ali, f	9-20	8-10	8	27
Brian Kizzie, f	3-9	2-2	1	8
Mike Mangel, g	3-7	1-1	4	8
Eddie Peterson, g	5-12	1-2	1	13
Marc Williams	0-3	4-4	2	4
Eric Castorina	1-2	0-0	3	3
Lawrence Baker	1-4	0-0	1	2
Adeniyi Amadou	2-3	3-3	3	7
Dustin Golub	0-0	0-0	1	0
Dante Baldeh	0-0	0-0	0	0
team			4	
Totals	28-74	20-26	36	81
	(37.8%)	(76.9%)		

HALFTIME: IUP 42, Edinboro 35  
Three-point FGS: Edinboro 6-19 (Ravello 3-6, Sims 1-1, D. Grabill 1-3, Mitchell 1-6, Tielsch 0-3), IUP 5-19 (Peterson 2-5, Castorina 1-2, Ali 1-3, Mangel 1-3, Baker 0-1, Kizzie 0-1, Macon 0-4). Assists: Edinboro 19 (Donaldson 5, Ravello 4), IUP 13 (Kizzie 6). Steals: Edinboro 5 (Mitchell 2, D. Grabill 2), IUP 9 (Kizzie 3, Ali 2). Blocked Shots: Edinboro 4 (Tielsch 2), IUP 3 (Macon, Ali, Mangel). Turnovers: Edinboro 17, IUP 11.

Game 19  
Edinboro 69, Lock Haven 54  
at Edinboro, PA  
January 29, 2005

Edinboro (17-2)	fg-fga	ft-fa	reb	pts
Jakim Donaldson, f	9-12	3-6	12	21
Daren Tielsch, f	4-11	0-2	10	9
Chris Ravello, g	1-4	2-2	3	4
Torry Mitchell, g	4-10	0-1	2	10
Rob Sims, g	4-7	2-2	4	11
Dan Grabill	1-4	4-4	2	6
Devon Knight	1-3	0-0	3	2
Ryan McLemore	3-5	0-0	4	6

Joe Cephas	0-2	0-0	2	0
Arvin Kottri	0-0	0-0	1	0
Tom Grabill	0-0	0-0	0	0
team			2	
Totals	27-58	11-17	45	69
	(46.6%)	(64.7%)		

Lock Haven (2-17)	fg-fga	ft-fa	reb	pts
Joe Walker, f	1-11	5-7	4	7
Michael Dye, f	4-9	0-0	0	11
Ryan Carson, g	0-2	2-2	2	2
Kranthi Senadhi, g	1-2	0-0	4	2
Eddie Christiano, g	4-10	0-0	4	9
Durrell Moore	0-4	1-3	2	1
James Chappell	1-8	0-0	2	2
Domenique Wilson	2-2	0-0	6	4
Jason DeJesus	6-11	0-0	4	15
Adam Holtzer	0-1	1-2	0	1
Julien Grandgirard	0-1	0-0	0	0
David Gooch	0-2	0-0	2	0
Todd Nally	0-1	0-0	1	0
team			7	
Totals	19-64	9-14	50	62
	(29.7%)	(64.3%)		

HALFTIME: Edinboro 33, Lock Haven 19  
Three-point FGS: Edinboro 4-18 (Mitchell 2-5, Sims 1-2, Tielsch 1-3, Ravello 0-2, Knight 0-2, D. Grabill 0-2, Cephas 0-2), Lock Haven 7-27 (Dye 3-7, DeJesus 3-7, Christiano 1-5, Grandgirard 0-1, Holtzer 0-1, Carson 0-2, Chappell 0-4). Assists: Edinboro 15 (Ravello 4, Knight 4), Lock Haven 12 (Walker 5, Senadhi 3). Steals: Edinboro 8 (Ravello 3, Tielsch 2), Lock Haven 3 (Carson, Senadhi, Christiano). Blocked Shots: Edinboro 4 (McLemore 3), Lock Haven 1 (Walker). Turnovers: Edinboro 16, Lock Haven 15.

Game 20  
Clarion 72, Edinboro 66  
at Clarion, PA  
February 2, 2005

Edinboro (17-3)	fg-fga	ft-fa	reb	pts
Jakim Donaldson, f	5-5	2-4	11	12
Daren Tielsch, f	7-14	4-6	13	19
Chris Ravello, g	1-6	0-1	3	2
Torry Mitchell, g	5-11	2-2	3	15
Rob Sims, g	6-12	1-1	6	14
Dan Grabill	0-2	2-2	1	2
Devon Knight	0-1	2-2	0	2
Arvin Kottri	0-1	0-0	1	0
Ryan McLemore	0-0	0-0	0	0
team			1	
Totals	24-52	13-18	39	66
	(46.2%)	(72.2%)		

Clarion (13-6)	fg-fga	ft-fa	reb	pts
Michael Clarke, f	8-16	1-4	7	17
Ryan Wells, f	11-18	4-6	10	29
Frank Torbert, g	2-7	0-0	1	5
Bobby Franklin, g	1-5	0-0	2	3
Terrance Vaughns, g	1-6	0-0	3	3
Lee Church	0-6	6-6	4	6
Garrett Heath	1-1	0-0	1	2
Khary Moore	2-5	0-0	3	4
Craig Wellman	1-2	0-0	0	3
team			4	
Totals	27-66	11-16	35	72
	(40.9%)	(68.8%)		

HALFTIME: Clarion 35, Edinboro 32  
Three-point FGS: Edinboro 5-18 (Mitchell 3-7, Sims 1-2, Tielsch 1-4, D. Grabill 0-1, Ravello 0-4), Clarion 7-14 (Wells 3-3, Franklin 1-1, Wellman 1-1, Torbert 1-4, Vaughns 1-5). Assists: Edinboro 11 (Donaldson 3, Mitchell 3), Clarion 13 (Franklin 5, Church 5). Steals: Edinboro 3 (Ravello, Donaldson, Sims), Clarion 12 (Wells 5, Church 3). Blocked Shots: Edinboro 4 (Donaldson 2, Tielsch 2), Clarion 0. Turnovers: Edinboro 17, Clarion 13.

2005-06 Box Scores

Game 21  
Edinboro 72, Shippensburg 50  
at Edinboro, PA  
February 5, 2005

Edinboro (18-3)	fg-fga	ft-fa	reb	pts
Jakim Donaldson, f	6-11	4-6	19	16
Daren Tielsch, f	6-15	3-9	4	17
Chris Ravello, g	6-10	1-1	3	16
Torry Mitchell, g	3-8	0-1	3	7
Rob Sims, g	4-8	3-6	4	11
Dan Grabill	0-1	0-0	3	0
Ryan McLemore	0-0	1-2	4	1
Devon Knight	1-1	0-0	0	2
Joe Cephas	0-2	0-0	0	0
Tom Grabill	1-1	0-0	0	2
team			1	
Totals	27-57	12-25	41	72
	(47.4%)	(48.0%)		

Shippensburg (14-7)	fg-fga	ft-fa	reb	pts
Todd Johnson, f	1-4	0-0	3	2
Seth Scott, c	4-6	0-0	5	8
Chuck Davis, g	8-21	0-0	8	18
Marcus Hudson, g	1-5	1-2	6	3
Ryan Kraft, g	1-5	0-0	1	2
Greg Wojdowski	1-6	2-2	5	4
Jamal Williams	2-2	2-2	2	6
Gary Vaincoeur	3-9	1-3	4	7
Malik Parker	0-1	0-0	1	0
Khalil Abdus-Salaam	0-2	0-0	0	0
Scott Sexton	0-1	0-0	0	0
Roger Castelgrande	0-0	0-0	0	0
team			4	
Totals	21-62	6-9	39	50
	(33.9%)	(66.7%)		

HALFTIME: Edinboro 28, Shippensburg 26  
Three-point FGS: Edinboro 6-17 (Ravello 3-6, Tielsch 2-3, Mitchell 1-4, D. Grabill 0-1, Cephas 0-1, Sims 0-2), Ship 2-17 (Davis 2-10, Hudson 0-1, Sexton 0-1, Parker 0-1, Kraft 0-4). Assists: Edinboro 13 (Mitchell 4, Sims 4), Ship 4 (Scott, Williams, Hudson, Parker). Steals: Edinboro 7 (Ravello 2, D. Grabill 2), Ship 8 (Williams 3, Davis 2). Blocked Shots: Edinboro 2 (McLemore, Donaldson), Ship 0. Turnovers: Edinboro 15, Shippensburg 18.

Game 22  
Slippery Rock 85, Edinboro 74  
at Slippery Rock, PA  
February 9, 2005

Edinboro (18-4)	fg-fga	ft-fa	reb	pts
Jakim Donaldson, f	7-23	6-9	24	20
Daren Tielsch, f	6-9	1-2	5	14
Chris Ravello, g	1-7	1-2	1	3
Torry Mitchell, g	3-13	0-0	3	9
Rob Sims, g	4-11	0-0	2	9
Dan Grabill	0-4	2-2	1	2
Devon Knight	4-5	0-0	0	10
Arvin Kottri	2-2	0-0	1	5
Ryan McLemore	1-2	0-1	2	2
Joe Cephas	0-1	0-0	1	0
team			8	
Totals	28-77	10-16	48	74
	(36.4%)	(62.5%)		

Slippery Rock (6-17)	fg-fga	ft-fa	reb	pts
Glenn Reepmeyer, f	8-12	0-0	3	16
Jason Bratten, f	5-5	2-5	5	15
Bill Johnson, g	6-13	18-18	4	33
Mason Glick, g	4-11	2-3	12	11
Ryan Yarosik, g	0-2	0-0	1	0
Brandon Thompson	3-6	4-5	1	10
Dejan Jancic	0-1	0-1	2	0
Sean White	0-0	0-0	0	0
team			5	
Totals	26-50	26-32	33	85
	(52.0%)	(81.3%)		

HALFTIME: Edinboro 40, Slippery Rock 35  
Three-point FGS: Edinboro 8-30 (Mitchell 3-12, Knight 2-3, Tielsch 1-1, Kottri 1-1, Sims 1-4, Cephas 0-1, D. Grabill 0-2, Ravello 0-6), SRU 7-14 (Bratten 3-3, Johnson 3-6, Glick 1-4, Yarosik 0-1). Assists: Edinboro 12 (Sims 5), SRU 19 (Glick 11, Johnson 4). Steals: Edinboro 6 (D. Grabill 2), SRU 7 (Glick 4, Johnson 3). Blocked Shots: Edinboro 1 (Donaldson), SRU 2 (Reepmeyer, Johnson). Turnovers: Edinboro 10, SRU 13.

Game 23  
Edinboro 64, California(Pa.) 53  
at Edinboro, PA  
February 12, 2005

Edinboro (19-4)	fg-fga	ft-fa	reb	pts
Jakim Donaldson, f	7-12	2-4	12	16
Daren Tielsch, f	11-22	6-8	13	28
Chris Ravello, g	0-7	0-0	2	0
Torry Mitchell, g	2-3	0-2	2	5
Rob Sims, g	4-14	1-2	4	9
Devon Knight	2-4	2-2	2	6
Dan Grabill	0-1	0-0	1	0
Arvin Kottri	0-0	0-0	0	0
Joe Cephas	0-1	0-0	1	0
team			3	
Totals	26-64	11-18	40	64
	(40.6%)	(61.1%)		

California(Pa.) (13-10)	fg-fga	ft-fa	reb	pts
London Houston, f	1-6	0-2	4	2
Boris Mesnager, f	6-10	2-2	10	14
Damar Ruffin, f	1-5	0-0	7	2
Travis Eisentrout, g	1-8	0-0	2	3
Mike Smelkinson, g	1-4	0-0	1	2
Sharif Bray	7-13	2-2	4	19
Kelvin Green	3-7	1-1	1	7
Guillaume Beyl	1-2	0-0	2	2
Sammy Rahman	1-2	0-0	2	2
team			4	
Totals	22-57	5-7	37	53
	(38.6%)	(71.4%)		

HALFTIME: Edinboro 27, California(Pa.) 14  
Three-point FGS: Edinboro 1-13 (Mitchell 1-2, Knight 0-1, D. Grabill 0-1, Sims 0-2, Tielsch 0-2, Ravello 0-5), Cal 4-15 (Bray 3-5, Eisentrout 1-5, Green 0-2, Smelkinson 0-3). Assists: Edinboro 14 (Sims 4, Donaldson 3, Mitchell 3), Cal 10 (Bray 4). Steals: Edinboro 8 (Ravello 3, Donaldson 2, Mitchell 2), Cal 5 (Mesnager 2). Blocked Shots: Edinboro 4 (Ravello 2), Cal 3 (Mesnager, Ruffin, Eisentrout). Turnovers: Edinboro 12, California(Pa.) 18.

Game 24  
Edinboro 80, Indiana(Pa.) 69  
at Edinboro, PA  
February 16, 2005

Edinboro (20-4)	fg-fga	ft-fa	reb	pts
Jakim Donaldson, f	5-6	4-8	11	14
Daren Tielsch, f	2-9	0-5	8	5
Chris Ravello, g	8-15	3-4	4	22
Torry Mitchell, g	2-10	1-1	4	5
Rob Sims, g	6-12	3-4	5	16
Devon Knight	5-5	5-6	2	16
Ryan McLemore	1-1	0-0	3	2
Dan Grabill	0-0	0-0	0	0
Arvin Kottri	0-0	0-0	0	0
team			3	
Totals	29-58	16-28	40	80
	(50.0%)	(57.1%)		

IUP (20-6)	fg-fga	ft-fa	reb	pts
G.J. Macon, f	4-11	1-1	5	9
Ayyub Ali, f	6-13	4-4	8	20
Marc Williams, g	2-6	1-2	4	5



2004-05 Box Scores

Joe Cephas	0-0	0-0	1	0
team				
Totals	24-58	7-15	42	61
	(41.4%)	(46.7%)		
Clarion (19-7)	fg-fga	ft-fa	reb	pts
Ryan Wells, f	5-15	4-7	15	12
Chris Buchanan, f	2-4	0-0	3	5
Frank Torbert, g	2-4	0-0	1	6
Bobby Franklin, g	3-7	1-1	3	7
Terrance Vaughns, g	3-9	3-3	6	9
Lee Church	10-14	2-2	3	25
Garrett Heath	0-0	0-0	0	0
Khary Moore	0-3	0-0	1	0
Craig Wellman	1-3	1-2	1	3
Elijah Everett	0-1	0-0	1	0
team				
Totals	26-60	11-15	34	69
	(43.3%)	(73.3%)		

HALFTIME: Clarion 33, Edinboro 31  
Three-point FGS: Edinboro 6-26 (Mitchell 3-11, Knight 1-2, Sims 1-3, Ravello 1-5, D. Grabill 0-1, T. Grabill 0-2, Tielsch 0-2), Clarion 6-16 (Church 3-3, Torbert 2-3, Buchanan 1-2, Franklin 0-1, Wellman 0-1, Wells 0-1, Vaughns 0-5). Assists: Edinboro 12 (Tielsch 3, Sims 3, Donaldson 2), Clarion 8 (Church 3, Wells 2, Franklin 2). Steals: Edinboro 4 (Donaldson, Knight, Ravello, Mitchell) Clarion 5 (Church 2). Blocked Shots: Edinboro 7 (Donaldson 5), Clarion 2 (Everett, Moore). Turnovers: Edinboro 13, Clarion 7.

Game 27  
Edinboro 75, Shippensburg 58  
at Shippensburg, PA  
February 26, 2005

Edinboro (21-6)	fg-fga	ft-fa	reb	pts
Jakim Donaldson, f	5-10	2-5	12	12
Daren Tielsch, f	5-12	3-7	6	15

Chris Ravello, g	3-6	0-2	9	6
Torry Mitchell, g	9-20	6-7	4	29
Rob Sims, g	4-6	1-2	9	9
Devon Knight	1-2	0-0	0	2
Ryan McLemore	1-2	0-0	7	2
team				
Totals	28-58	12-23	48	75
	(48.3%)	(52.2%)		
Shippensburg (17-10)	fg-fga	ft-fa	reb	pts
Greg Wojdowski, f	0-3	0-2	2	0
Seth Scott, c	5-12	5-6	10	15
Chuck Davis, g	9-24	6-8	2	26
Marcus Hudson, g	3-9	0-0	4	6
Ryan Kraft, g	1-5	0-0	2	2
Todd Johnson	1-7	0-1	8	2
Jamal Williams	2-4	2-2	3	7
Gary Vaincoeur	0-1	0-0	3	0
team				
Totals	21-65	13-19	35	58
	(32.3%)	(68.4%)		

HALFTIME: Edinboro 33, Shippensburg 22  
Three-point FGS: Edinboro 7-14 (Mitchell 5-9, Tielsch 2-2, Sims 0-1, Ravello 0-2), Ship 3-17 (Davis 2-9, Williams 1-1, Hudson 0-3, Kraft 0-4). Assists: Edinboro 11 (Sims 4, Mitchell 2, Knight 2), Ship 11 (five with 2). Steals: Edinboro 5 (Sims 2, Knight 2), Ship 8 (Williams 3, Hudson 2, Kraft 2). Blocked Shots: Edinboro 8 (McLemore 3, Donaldson 2, Ravello 2), Ship 4 (Scott 2). Turnovers: Edinboro 16, Shippensburg 10.

Game 28  
Edinboro 80, Indiana(Pa.) 63  
PSAC Playoffs - Quarterfinals  
at Edinboro, PA  
March 1, 2005

Edinboro (22-6)	fg-fga	ft-fa	reb	pts
Jakim Donaldson, f	7-10	5-5	10	19
Daren Tielsch, f	4-9	3-7	9	11
Chris Ravello, g	5-9	1-4	4	14
Torry Mitchell, g	4-11	6-8	3	15
Rob Sims, g	6-10	2-7	7	15
Devon Knight	0-3	0-1	4	0
Ryan McLemore	1-3	2-2	2	4
Joe Cephas	1-2	0-0	3	2
team				
Totals	28-57	19-30	47	80
	(49.1%)	(63.3%)		

IUP (23-8)	fg-fga	ft-fa	reb	pts
G.J. Macon, f	8-19	1-3	2	18
Ayyub Ali, f	6-17	1-1	8	14
Bria Kizzie, g	3-9	0-0	6	7
Mike Mangel, g	1-6	0-0	4	3
Eddie Peterson, g	3-10	1-2	5	7
Marc Williams	1-1	0-0	2	2
Eric Castorina	0-1	0-0	2	0
Dante Baldeh	2-8	1-2	5	5
Lawrence Baker	2-5	0-0	2	4
Dustin Golub	1-1	0-0	0	3
Chad Curran	0-2	0-0	1	0
team				
Totals	27-79	4-8	44	63
	(34.2%)	(50.0%)		

HALFTIME: Edinboro 42, IUP 26  
Three-point FGS: Edinboro 5-11 (Ravello 3-5, Sims 1-1, Mitchell 1-4, Tielsch 0-1) IUP 5-24 (Golub 1-1, Ali 1-3, Mangel 1-3, Kizzie 1-4, Macon 1-6, Curran 0-1, Castorina 0-1, Baker 0-1, Peterson 0-4). Assists: Edinboro 19 (Mitchell 9, Sims 5), IUP 15 (Macon 3, Castorina 3, Golub 3, Kizzie 3). Steals: Edinboro 9 (Mitchell 4, Ravello 3, Donaldson 2), IUP 5 (Golub 2). Blocked Shots: Edinboro 6 (Ravello 2), IUP 1 (Ali). Turnovers: Edinboro 16, IUP 18.

Game 29  
Edinboro 101, Mansfield 94  
PSAC Playoffs - Semifinals  
at Edinboro, PA  
March 4, 2005

Edinboro (23-6)	fg-fga	ft-fa	reb	pts
Jakim Donaldson, f	6-11	8-13	22	20
Daren Tielsch, f	6-10	2-6	9	14
Chris Ravello, g	0-4	2-2	2	2
Torry Mitchell, g	2-4	1-2	3	6
Rob Sims, g	8-18	0-0	3	16
Devon Knight	4-5	7-8	1	16
Dan Grabill	3-5	7-9	2	14
Ryan McLemore	1-2	6-6	5	8
Joe Cephas	1-2	1-1	1	3
Arvin kotrri	0-0	2-2	1	2
Tom Grabill	0-0	0-0	0	0
team				
Totals	31-61	36-49	49	101
	(50.8%)	(73.5%)		

Mansfield (18-11)	fg-fga	ft-fa	reb	pts
Carlos Collazo, f	5-8	4-9	5	14
David Hoopes, g	5-12	6-11	2	21
Jeremy Frey, g	0-2	0-0	1	0
Jason Benson, g	11-21	10-16	8	35
Brian Bryant, g	4-12	6-8	3	14
Ian Anderson	1-2	0-0	2	2
Justin Kress	0-0	2-4	4	2
Terrance Williams	2-6	2-2	2	6
Andrae Martin	0-0	0-0	0	0
Kevin Hill	0-1	0-0	0	0
Johnny Hampton	0-1	0-0	0	0
team				
Totals	28-65	30-50	31	94
	(43.1%)	(60.0%)		

HALFTIME: Edinboro 46, Mansfield 34  
Three-point FGS: Edinboro 3-12 (Knight 1-1, D. Grabill 1-2, Mitchell 1-3, Cephas 0-1, Tielsch 0-1, Ravello 0-1, Sims 0-3), Mansfield 8-24 (Hoopes 5-10, Benson 3-7, Frey 0-1, Hill 0-1, Williams 0-2, Bryant 0-3). Assists: Edinboro 17 (Mitchell 6, Ravello 3, Donaldson 3), Mansfield 8 (Bryant 5). Steals: Edinboro 6 (Knight 4), Mansfield 8 (Hoopes 3, Benson 2). Blocked Shots: Edinboro 3 (McLemore 2), Mansfield 2 (Collazo, Anderson). Turnovers: Edinboro 23, Mansfield 12.

Game 30  
Edinboro 85, Millersville 76  
PSAC Playoffs - Championship  
at Edinboro, PA  
March 5, 2005

Edinboro (24-6)	fg-fga	ft-fa	reb	pts
Jakim Donaldson, f	7-10	4-4	13	18
Daren Tielsch, f	3-5	2-4	5	8
Chris Ravello, g	3-11	2-2	8	9
Torry Mitchell, g	5-11	4-7	3	16
Rob Sims, g	10-19	2-2	5	22
Devon Knight	1-5	4-4	2	7
Arvin Kotrri	1-3	0-0	5	2
Ryan McLemore	1-1	0-0	2	2
Dan Grabill	0-0	1-4	1	1
team				
Totals	31-65	19-27	45	85
	(47.7%)	(70.4%)		

Millersville (22-7)	fg-fga	ft-fa	reb	pts
Toochi Udeinya, f	5-13	0-4	5	10
Brian Jones, f	9-15	2-8	12	20
Charles Parker, g	1-10	0-2	6	3
Anthony Abrams, g	9-13	9-9	4	29
Greg Testa, g	4-12	0-0	3	10
John Allen	2-2	0-0	0	2
Kevin Cuff	0-0	0-0	0	0
Tony Proctor	0-0	0-0	0	0
Jeremy Gwyn	0-0	0-0	0	0

2004-05 Box Scores

team	30-65	11-23	4	76
Totals	(46.2%)	(47.8%)		
Edinboro (24-7)	fg-fga	ft-fa	reb	pts
Jakim Donaldson, f	0-2	5-8	8	5
Daren Tielsch, f	4-12	2-6	9	11
Chris Ravello, g	0-3	0-0	1	0
Torry Mitchell, g	9-16	3-6	2	30
Rob Sims, g	8-17	2-2	3	20
Devon Knight	1-2	2-3	4	5
Joe Cephas	1-2	0-0	1	2
Ryan McLemore	0-0	0-0	1	0
Arvin Kotrri	0-0	0-0	0	0
team				
Totals	23-54	14-25	31	73
	(42.6%)	(56.0%)		

Game 31  
Indiana(Pa.) 76, Edinboro 73  
NCAA East Region Quarterfinals  
at Misenheimer, NC  
March 12, 2005

IUP (24-8)	fg-fga	ft-fa	reb	pts
G.J. Macon, f	8-17	1-2	5	18
Ayyub Ali, f	8-15	5-8	10	23
Lawrence Baker, f	7-11	2-2	6	17
Brian Kizzie, g	0-5	0-0	3	0
Eddie Peterson, g	5-7	4-5	5	16
Eric Castorina	0-0	0-0	0	0

Mike Mangel	0-1	0-0	2	0
Adeniyi Amadou	0-0	0-0	2	0
Marc Williams	0-0	2-2	1	2
team				
Totals	28-56	14-19	35	76
	(50.0%)	(73.7%)		

HALFTIME: IUP 35, Edinboro 29  
REGULATION: Edinboro 66, IUP 66  
Three-point FGS: Edinboro 13-28 (Mitchell 9-13, Sims 2-8, Knight 1-1, Tielsch 1-2, Cephas 0-1, Ravello 0-3), IUP 6-13 (Ali 2-3, Peterson 2-3, Baker 1-2, Macon 1-3, Mangel 0-1, Kizzie 0-1). Assists: Edinboro 9 (Sims 3), IUP 18 (Kizzie 10, Peterson 3). Steals: Edinboro 4 (Knight 2), IUP 8 (Ali 4, Peterson 3). Blocked Shots: Edinboro 3 (Tielsch 2), IUP 2 (Ali, Macon). Turnovers: Edinboro 11, IUP 11.

All-American Jakim Donaldson

**From Walk-On to All-American**  
Jakim Donaldson came to Edinboro in the fall of 2000 as an unwanted walk-on. He literally walked out of the dorm and tried out for the team. Four years later he became one of only 17 players in the Pennsylvania State Athletic Conference to score 1,000 career points and pull down 1,000 career rebounds. He broke Edinboro's career rebounds record with 1,100, and also set the season record in 2004-05 with 406. Donaldson concluded his career ranked eighth in career scoring (1,355 points). He averaging a double-double for his third straight season. All that after playing a total of 278 minutes as a freshman. He is now playing professionally in Portugal.

- Honors**
- ◆ First team NABC All-American, first team *Basketball Times* All-American, and first team Daktronics All-American, plus second team Division II Bulletin All-American
  - ◆ Named the 2005 PSAC West Player of the Year
  - ◆ Three-time PSAC West First Team selection - 2003, 2004 & 2005


- Career Records**
- ◆ Holds career record for rebounds at Edinboro (1,100)
  - ◆ Ranks eighth in career scoring (1,355 points), first in free throws attempted (548), second in blocked shots (185), and fourth in free throws made (345).

- Season Records**
- ◆ Holds two of top four season rebounding totals, including school record 406 in 2004-05, and 322 in 2003-04 (4th).
  - ◆ Led Edinboro in scoring as a junior and senior, and top rebounder final three years, along with leading team in blocks all four years. Had 62 blocks as a junior, the 7th-highest season total.

- NCAA Division II Rankings**
- ◆ Ranked second in Division II in rebounding as a junior (11.5 rpg.) and senior (13.1 rpg.), after ranking 11th as a sophomore (10.8 rpg.)

- Mr. Double-Double**
- ◆ Led PSAC with 26 double-doubles in 31 games after leading the conference with 17 as a junior. Had 12 double-doubles as a sophomore, giving him 55 career double-doubles in 109 games.
  - ◆ Led PSAC in rebounding in 2003-04 and was second in 2002-03. Was also second in blocked shots a year ago and fourth as a sophomore, and eighth in scoring last year.

Jakim Donaldson's Career at Edinboro															
Year	G-GS	FG-FGA	Pct.	3FG-3FGA	Pct.	FT-FTA	Pct.	Reb.	Avg.	A	TO	BL	ST	PF-D	Pts. Avg.
2001-02	23-0	25-51	.490	0-0	.000	24-48	.500	81	3.5	6	11	29	4	58-3	74 3.2
2002-03	27-25	131-274	.478	1-3	.333	99-158	.627	291	10.8	21	60	42	12	79-2	362 13.4
2003-04	28-28	159-309	.515	1-7	.143	95-157	.605	322	11.5	40	72	62	16	95-4	414 14.8
2004-05	31-31	189-342	.553	0-1	.000	127-185	.686	406	13.1	63	62	52	26	96-3	505 16.3
Career	109-84	504-976	.516	2-11	.182	345-548	.630	1100	10.1	130	205	185	58	328-12	1355 12.4



Rob Sims was named the Most Outstanding Player in PSAC Tournament after scoring 22 points in title game vs. Millersville.



# The Pennsylvania State Athletic Conference

## 2004-05 PSAC Men's Basketball Standings

	PSAC West		Overall	
	W	L	W	L
<b>West Division</b>				
Clarion	8	4	19	9
Edinboro	8	4	24	7
Indiana (Pa.)	8	4	24	9
Shippensburg	7	5	18	11
Slippery Rock	5	7	7	20
California (Pa.)	4	8	14	13
Lock Haven	2	10	4	23

	PSAC East		Overall	
	W	L	W	L
<b>East Division</b>				
Mansfield	10	2	18	11
West Chester	8	4	18	10
Millersville	8	4	22	8
Kutztown	6	6	15	12
East Stroudsburg	5	7	12	15
Cheyney	3	9	4	20
Bloomsburg	2	10	6	21

## 2005 PSAC Tournament

**FIRST ROUND**  
Shippensburg 56, Clarion 51  
Millersville 61, West Chester 57  
Mansfield 95, Kutztown 90  
Edinboro 80, Indiana (Pa.) 63

**SEMIFINALS**  
Millersville 73, Shippensburg 50  
Edinboro 101, Mansfield 94

**CHAMPIONSHIP**  
Edinboro 85, Millersville 76



## Individual Statistics

Field Goal Pct.	GP	FG	FGA	Pct.
Boris Mesnager, Cal	27	161	258	.624
Michael Clarke, Clar	23	129	207	.623
Brian Jones, Mill	30	151	247	.611
Aaron Williams, WCU	28	123	208	.591
Todd Johnson, Ship	28	100	172	.581
Bilal Salaam, Kutz	27	135	237	.570
Carlos Collazo, Mans	26	116	206	.563
Jakim Donaldson, Edin	31	189	342	.553
Damar Ruffin, Cal	22	70	128	.547
Glenn Reepmeyer, SRU	27	164	305	.538
3-Pt. Field Goal Pct.	GP	3FG	3FGA	Pct.
Kevin Cuff, Mill	30	48	104	.462
Jason Bratten, SRU	21	28	63	.444
Eddie Christiano, LHU	27	64	152	.421
Dave Hoopes, Mans	29	85	209	.407
Terrance Vaughns, Clar	28	65	165	.394
Ty Brickus, Kutz	26	42	107	.393
Matt Kurtz, WCU	28	63	161	.391
Mike Mangel, IUP	31	53	137	.387
Greg Testa, Mill	30	58	151	.384
Anthony Ross, ESU	26	38	99	.384
Free Throw Pct.	GP	FT	FTA	Pct.
Ty Brickus, Kutz	26	61	68	.897
Bill Johnson, SRU	27	115	131	.878
Asaad Brown, Chey	21	80	95	.842
Terrance Vaughns, Clar	28	68	79	.823

## Scoring

	GP	FG	FGA	Pct.	3FG	3FGA	Pct.	FT	FTA	Pct.	Pts.	Avg.
Asaad Brown, Cheyney	21	135	238	.477	42	116	.362	80	95	.842	392	18.7
Jason Benson, Mans	29	172	370	.465	38	126	.302	153	198	.773	535	18.4
Ayyub Ali, IUP	33	216	410	.527	21	46	.457	143	204	.701	596	18.1
Bill Johnson, SRU	27	150	392	.383	62	177	.350	115	131	.878	477	17.7
Chuck Davis, Ship	28	182	277	.469	32	90	.355	90	121	.744	475	17.0
Ryan Wells, Clar	27	171	342	.500	14	34	.412	97	133	.729	453	16.8
Jakim Donaldson, Edin	31	189	342	.553	0	1	.000	127	185	.686	505	16.3
Boris Mesnager, Cal	27	161	258	.624	0	0	.000	85	158	.538	407	15.1
Danny Hargrove, ESU	26	130	277	.469	32	90	.355	90	121	.744	382	14.7
G.J. Macon, IUP	32	185	401	.461	40	118	.339	60	93	.645	470	14.7

Anthony Abrams, Mill	25	91	111	.820	Joe Walker, LHU	27	217	8.0
Matt Kurtz, WCU	28	91	113	.805	Michael Clarke, Clar	23	175	7.6
Sharif Bray, Cal	27	88	110	.800	<b>Assists</b>	<b>GP</b>	<b>No.</b>	<b>Avg.</b>
Eddie Peterson, IUP	33	73	92	.793	Brian Kizzie, IUP	32	190	5.94
Jason Benson, Mans	29	153	198	.773	Mason Glick, SRU	27	124	4.59
Glenn Reepmeyer, SRU	27	64	83	.771	Brian Bryant, Mans	28	128	4.57
<b>Rebounds</b>	<b>GP</b>	<b>No.</b>	<b>Avg.</b>	Anthony Ross, ESU	26	115	4.22	
Jakim Donaldson, Edin	31	406	13.1	Maurice Bryant, Chey	21	87	4.14	
Bilal Salaam, Kutz	27	270	10.0	Rob Sims, Edin	31	116	3.74	
Ayyub Ali, IUP	33	312	9.5	John Owens, Bloom	26	97	3.73	
Brian Jones, Mill	30	278	9.3	Anthony Abrams, Mill	25	87	3.48	
Ryan Wells, Clar	27	233	8.6	Eddie Peterson, IUP	33	114	3.45	
Toochi Udeinya, Mill	29	248	8.6	Marcus Hudson, Ship	29	99	3.41	
Aaron Williams, WCU	28	231	8.2	<b>Steals</b>	<b>GP</b>	<b>No.</b>	<b>Avg.</b>	
Glenn Reepmeyer, SRU	27	219	8.1	Bill Johnson, SRU	27	55	2.04	

# The Pennsylvania State Athletic Conference

Lee Church, Clar	25	50	2.00
Ayyub Ali, IUP	33	65	1.97
Chuck Davis, Ship	28	53	1.89
Anthony Ross, ESU	26	48	1.85
Brian Bryant, Mans	28	51	1.82
Terrance Vaughns, Clar	28	51	1.82
Danny Hargrove, ESU	26	47	1.81
Charles Parker, Mill	30	54	1.80
Eddie Peterson, IUP	33	59	1.79
Blocked Shots	GP	No.	Avg.
Bilal Salaam, Kutz	27	106	3.93
Husieen Edmonds, Chey	23	48	2.09
London Houston, Cal	25	48	1.92
Jakim Donaldson, Edin	31	52	1.68
Aaron Williams, WCU	28	40	1.43
Seth Scott, Ship	29	37	1.28
Quentin Terry, LHU	26	32	1.23
Channon Easley, ESU	23	26	1.13
Ryan McLemore, Edin	29	32	1.10
Carlos Collazo, Mans	26	25	0.96

## Team Statistics

Team Statistics				Team Statistics				Team Statistics				Team Statistics															
Scoring Offense				GP	Pts.	Avg.	3-Pt. FG Per Game				GP	3FG	3FGA	Avg.													
Mansfield	29	2455	84.7	Mansfield	29	223	644	7.69	Indiana(Pa.)	33	247	680	7.48														
Indiana(Pa.)	33	2707	82.0	Indiana(Pa.)	33	247	680	7.48	Kutztown	27	194	552	7.19														
Millersville	30	2274	75.8	Kutztown	27	194	552	7.19	East Stroudsburg	27	183	530	6.78														
Kutztown	27	2046	75.8	East Stroudsburg	27	183	530	6.78	Clarion	28	180	478	6.43														
Edinboro	31	2344	75.6	Mansfield	29	223	644	7.69	Cheyney	24	154	471	6.42														
Cheyney	24	1802	75.1	Indiana(Pa.)	33	247	680	7.48	Edinboro	31	190	589	6.13														
Clarion	28	2024	72.3	Kutztown	27	194	552	7.19	West Chester	28	156	453	5.57														
East Stroudsburg	27	1905	70.6	East Stroudsburg	27	183	530	6.78	Millersville	30	165	467	5.50														
California(Pa.)	27	1819	67.4	Clarion	28	180	478	6.43	Bloomsburg	27	148	454	5.48														
West Chester	28	1874	66.9	Cheyney	24	154	471	6.42	Slippery Rock	27	143	406	5.30														
Bloomsburg	27	1765	65.4	Edinboro	31	190	589	6.13	Lock Haven	27	133	398	4.93														
Shippensburg	29	1862	64.2	West Chester	28	156	453	5.57	Shippensburg	29	127	485	4.38														
Slippery Rock	27	1704	63.1	Millersville	30	165	467	5.50	California	27	107	367	3.96														
Lock Haven	27	1597	59.1	Bloomsburg	27	148	454	5.48	3-Pt. FG Pct. Defense				GP	3FG	3FGA	Pct.											
Scoring Defense				GP	Pts.	Avg.	3-Pt. FG Pct. Defense				GP	3FG	3FGA	Pct.	Blocked Shots				GP	No.	Avg.						
Shippensburg	29	1799	62.0	Clarion	28	1811	64.7	Clarion	28	151	497	.304	Kutztown	27	159	589	6.13	Kutztown	27	159	5.89						
West Chester	28	1766	63.1	Edinboro	31	2060	66.5	Shippensburg	29	162	530	.306	Edinboro	31	132	426	4.26	Edinboro	31	132	4.26						
Clarion	28	1811	64.7	California(Pa.)	27	1804	66.8	California(Pa.)	27	153	498	.307	Shippensburg	29	116	400	4.00	Mansfield	29	113	3.90						
Edinboro	31	2060	66.5	Indiana(Pa.)	33	2265	68.6	Indiana(Pa.)	33	187	602	.311	Mansfield	29	113	3.90	West Chester	28	104	3.71							
California(Pa.)	27	1804	66.8	East Stroudsburg	27	1858	68.8	Edinboro	31	159	509	.312	West Chester	28	104	3.71	California(Pa.)	27	92	3.41							
Indiana(Pa.)	33	2265	68.6	Millersville	30	2104	70.1	Millersville	30	172	525	.328	California(Pa.)	27	92	3.41	Cheyney	24	74	3.08							
East Stroudsburg	27	1858	68.8	Lock Haven	27	1935	71.7	West Chester	28	136	414	.329	Cheyney	24	74	3.08	Lock Haven	27	83	3.07							
Millersville	30	2104	70.1	Kutztown	27	1952	72.3	East Stroudsburg	27	140	417	.336	Lock Haven	27	83	3.07	East Stroudsburg	27	79	2.93							
Lock Haven	27	1935	71.7	Slippery Rock	27	1986	73.6	Kutztown	27	151	447	.338	East Stroudsburg	27	79	2.93	Bloomsburg	27	61	2.26							
Kutztown	27	1952	72.3	Mansfield	29	2279	78.6	Mansfield	29	179	526	.340	Bloomsburg	27	61	2.26	Slippery Rock	27	61	2.26							
Slippery Rock	27	1986	73.6	Bloomsburg	27	2127	78.8	Cheyney	24	175	512	.342	Slippery Rock	27	61	2.26	Indiana(Pa.)	33	74	2.24							
Mansfield	29	2279	78.6	Cheyney	24	1927	80.3	Slippery Rock	27	186	535	.348	Indiana(Pa.)	33	74	2.24	Millersville	30	63	2.10							
Bloomsburg	27	2127	78.8	Scoring Margin				Free Throw Pct.				GP	FT	FTA	Pct.	Turnover Margin				Own	Opp	Marg					
Cheyney	24	1927	80.3	Own	Opp	Marg	Slippery Rock	27	213	527	.404	Clarion	28	416	584	.712	Clarion	28	50	1.79	Indiana(Pa.)	16.5	20.0	+3.55			
Scoring Margin				Own	Opp	Marg	Lock Haven	27	151	422	.358	West Chester	28	416	584	.712	East Stroudsburg	15.7	19.0	+3.30	Indiana(Pa.)	16.5	20.0	+3.55			
Indiana(Pa.)	82.0	68.6	+13.4	Clarion	28	1811	64.7	Bloomsburg	27	151	422	.358	California(Pa.)	27	504	715	.705	Clarion	14.1	16.6	+2.50	East Stroudsburg	15.7	19.0	+3.30		
Edinboro	75.6	66.5	+9.2	Edinboro	31	2060	66.5	Shippensburg	29	162	530	.306	Indiana(Pa.)	33	504	715	.705	Millersville	12.8	15.2	+2.47	Clarion	14.1	16.6	+2.50		
Clarion	72.3	64.7	+7.6	California(Pa.)	27	1804	66.8	California(Pa.)	27	153	498	.307	Edinboro	31	336	482	.697	Mansfield	17.1	18.2	+1.10	Millersville	12.8	15.2	+2.47		
Mansfield	84.7	78.6	+6.1	Indiana(Pa.)	33	2265	68.6	Indiana(Pa.)	33	187	602	.311	Mansfield	29	574	854	.672	Edinboro	13.4	14.2	+0.84	Mansfield	17.1	18.2	+1.10		
Millersville	75.8	70.1	+5.7	East Stroudsburg	27	1858	68.8	Edinboro	31	159	509	.312	Edinboro	31	357	538	.664	Edinboro	13.4	14.2	+0.84	Edinboro	13.4	14.2	+0.84		
West Chester	66.9	63.1	+3.9	Millersville	30	2104	70.1	Millersville	30	172	525	.328	Shippensburg	29	321	487	.659	Shippensburg	15.9	16.6	+0.66	Shippensburg	15.9	16.6	+0.66		
Kutztown	75.8	72.3	+3.5	Lock Haven	27	1935	71.7	West Chester	28	136	414	.329	Kutztown	27	372	565	.658	Kutztown	14.7	15.0	+0.33	Kutztown	14.7	15.0	+0.33		
Shippensburg	64.2	62.0	+2.2	Kutztown	27	1952	72.3	East Stroudsburg	27	140	417	.336	California(Pa.)	27	378	581	.651	West Chester	15.2	14.4	-0.82	West Chester	15.2	14.4	-0.82		
East Stroudsburg	70.6	68.8	+1.7	Slippery Rock	27	1986	73.6	Kutztown	27	151	447	.338	California(Pa.)	27	378	581	.651	Bloomsburg	15.9	14.9	-0.96	Bloomsburg	15.9	14.9	-0.96		
California(Pa.)	67.4	66.8	+0.6	Mansfield	29	2279	78.6	Mansfield	29	179	526	.340	Edinboro	31	444	686	.647	California(Pa.)	17.7	16.4	-1.26	California(Pa.)	17.7	16.4	-1.26		
Cheyney	75.1	80.3	-5.2	Cheyney	24	1927	80.3	Cheyney	24	175	512	.342	Lock Haven	27	368	577	.638	Cheyney	17.2	15.6	-1.67	Cheyney	17.2	15.6	-1.67		
Slippery Rock	63.1	73.6	-10.4	Slippery Rock	27	1986	73.6	Slippery Rock	27	186	535	.348	Bloomsburg	27	276	436	.633	Lock Haven	19.4	16.3	-3.15	Lock Haven	19.4	16.3	-3.15		
Lock Haven	59.1	71.7	-12.5	Lock Haven	27	1597	59.1	Lock Haven	27	151	422	.358	Clarion	28	276	436	.633	Slippery Rock	18.1	12.9	-5.19	Slippery Rock	18.1	12.9	-5.19		
Bloomsburg	65.4	78.8	-13.4	Bloomsburg	27	2127	78.8	Bloomsburg	27	151	422	.358	Field Goal Pct.				GP	FG	FGA	Pct.	Rebound Margin				Own	Opp	Marg
Field Goal Pct.				GP <th>FG</th> <th>FGA</th> <th>Pct.</th> <th colspan="4">Field Goal Pct.</th> <td>GP<th>FG</th><th>FGA</th><th>Pct.</th><td>Own<th>Opp</th><th>Marg</th></td><td>Own<th>Opp</th><th>Marg</th></td><td>Own<th>Opp</th><th>Marg</th></td></td>	FG	FGA	Pct.	Field Goal Pct.				GP <th>FG</th> <th>FGA</th> <th>Pct.</th> <td>Own<th>Opp</th><th>Marg</th></td> <td>Own<th>Opp</th><th>Marg</th></td> <td>Own<th>Opp</th><th>Marg</th></td>	FG	FGA	Pct.	Own <th>Opp</th> <th>Marg</th>	Opp	Marg	Own <th>Opp</th> <th>Marg</th>	Opp	Marg	Own <th>Opp</th> <th>Marg</th>	Opp	Marg			
Millersville	30	842	1748	.482	Indiana(Pa.)	33	842	1748	.482	Indiana(Pa.)	33	842	1748	.482	Indiana(Pa.)	16.5	20.0	+3.55	Indiana(Pa.)	16.5	20.0	+3.55	Indiana(Pa.)	16.5	20.0	+3.55	
Cheyney	24	656	1413	.464	Edinboro	31	756	1665	.455	Edinboro	31	756	1665	.455	Edinboro	15.7	19.0	+3.30	Edinboro	15.7	19.0	+3.30	Edinboro	15.7	19.0	+3.30	
Clarion	28	736	1593	.462	California(Pa.)	27	667	1453	.459	California(Pa.)	27	667	1453	.459	California(Pa.)	14.1	16.6	+2.50	California(Pa.)	14.1	16.6	+2.50	California(Pa.)	14.1	16.6	+2.50	
Mansfield	29	829	1802	.460	Indiana(Pa.)	33	978	2208	.443	Indiana(Pa.)	33	978	2208	.443	Indiana(Pa.)	12.8	15.2	+2.47	Indiana(Pa.)	12.8	15.2	+2.47	Indiana(Pa.)	12.8	15.2	+2.47	
California(Pa.)	27	667	1453	.459	Kutztown	27	704	1596	.441	Kutztown	27	704	1596	.441	Kutztown	17.1	18.2	+1.10	Kutztown	17.1	18.2	+1.10	Kutztown	17.1	18.2	+1.10	
Edinboro	31	879	1940	.453	West Chester	28	651	1491	.437	West Chester	28	651	1491	.437	West Chester	13.4	14.2	+0.84	West Chester	13.4	14.2	+0.84	West Chester	13.4	14.2	+0.84	
Indiana(Pa.)	33	978	2208	.443																							
Kutztown	27	704	1596	.441																							
West Chester	28	651	1491	.437																							



Year-by-Year Records


Year	W	L	Pct.	Coach	Year	W	L	Pct.	Coach
1928-29	12	2	.857	Sox Harrison	1967-68	19	5	.792	Jim McDonald
1929-30	8	6	.571	Sox Harrison	1968-69	14	8	.636	Jim McDonald
1930-31	11	4	.733	Sox Harrison	1969-70	13	9	.591	Jim McDonald
1931-32	12	1	.923	Sox Harrison	1970-71	16	8	.667	Jim McDonald
1932-33	9	4	.692	Sox Harrison	1971-72	17	9	.654	Dave Rooney
1933-34	8	5	.615	Sox Harrison	1972-73	13	9	.591	Jim McDonald
1934-35	8	3	.727	Sox Harrison	1973-74	18	6	.750	Jim McDonald
1935-36	5	5	.500	Sox Harrison	1974-75	22	5	.815	Jim McDonald
1936-37	7	6	.538	Sox Harrison	1975-76	24	5	.828	Guy Conti
1937-38	6	8	.429	Sox Harrison	1976-77	11	12	.478	Guy Conti
1938-39	8	2	.800	Sox Harrison	1977-78	9	15	.375	Guy Conti
1939-40	13	4	.765	Sox Harrison	1978-79	11	14	.440	Guy Conti
1940-41	11	4	.733	Sox Harrison	1979-80	21	6	.778	Guy Conti
1941-42	3	7	.300	Sox Harrison	1980-81	7	17	.292	Guy Conti
1942-43	1	1	.500	Sox Harrison	1981-82	22	8	.733	Guy Conti
1943-44	World War II				1982-83	18	10	.643	Guy Conti
1944-45	World War II				1983-84	17	11	.607	Guy Conti
1945-46	0	5	.000	Sox Harrison	1984-85	12	14	.462	Jim Sims
1946-47	7	8	.467	Sox Harrison	1985-86	18	13	.581	Jim Sims
1947-48	4	11	.267	Sox Harrison	1986-87	14	12	.538	Jim Sims
1948-49		9	.438	Sox Harrison	1987-88	12	15	.444	Jim Sims
1949-50	12	5	.706	Sox Harrison	1988-89	14	12	.538	Jim Sims
1950-51	9	9	.500	Sox Harrison	1989-90	22	5	.815	Greg Walcavich
1951-52	6	12	.333	Sox Harrison	1990-91	18	10	.643	Greg Walcavich
1952-53	8	13	.381	Sox Harrison	1991-92	20	9	.690	Greg Walcavich
1953-54	6	12	.333	Art McComb	1992-93	12	17	.414	Greg Walcavich
1954-55	8	12	.400	Art McComb	1993-94	20	8	.714	Greg Walcavich
1955-56	3	17	.150	Art McComb	1994-95	15	11	.577	Greg Walcavich
1956-57	5	14	.263	Bob Thurbon	1995-96	21	8	.724	Greg Walcavich
1957-58	10	11	.476	Bob Thurbon	1996-97	13	14	.481	Greg Walcavich
1958-59	8	12	.400	Bob Thurbon	1997-98	26	8	.765	Greg Walcavich
1959-60	6	13	.316	Jim Smart	1998-99	16	12	.571	Greg Walcavich
1960-61	6	15	.286	Loyal Park	1999-2000	13	13	.500	Greg Walcavich
1961-62	17	7	.708	Loyal Park	2000-01	21	7	.750	Greg Walcavich
1962-63	11	9	.550	Jim McDonald	2001-02	18	9	.667	Greg Walcavich
1963-64	16	6	.727	Jim McDonald	2002-03	17	11	.607	Greg Walcavich
1964-65	10	8	.556	Jim McDonald	2003-04	14	14	.500	Greg Walcavich
1965-66	18	5	.783	Jim McDonald	2004-05	24	7	.774	Greg Walcavich
1966-67	11	11	.500	Jim McDonald	75 Years	942	672	.584	10 Head Coaches

All-Time Coaches Records


Coach	Years	Seasons	Games	W	L	Pct.
Sox Harrison	1928-43/45-53	23	309	175	134	.566
Art McComb	1953-56	3	58	17	41	.291
Bob Thurbon	1956-59	3	60	23	37	.383
Jim Smart	1959-60	1	19	6	13	.316
Loyal Park	1960-62	2	45	23	22	.511
Jim McDonald	1962-71/72-75	12	270	181	89	.670
Dave Rooney	1971-72	1	26	17	9	.654
Guy Conti	1975-84	9	238	140	98	.588
Jim Sims	1984-89	5	136	70	66	.510
Greg Walcavich	1989-2005	16	453	290	163	.640
Totals - 10 Head Coaches	1928-2005	75	1614	942	672	.584



Jim McDonald



Guy Conti



Jim Sims

Individual & Team Records

Individual Game

**Most Points:** 54 by Frank Smith vs. Fredonia State, 1966-67; 52 by Frank Smith vs. Kenyon, 1968-69  
**Most Field Goals Made:** 21 by Frank Smith vs. Waynesburg, 1966-67; by Frank Smith vs. Kenyon, 1968-69  
**Most 3-Point Field Goals Made:** 10 by Blake Johnson vs. Clarion, 2000-01; 10 by Jesse Ogden vs. Indiana(Pa.), 1996-97; 9 by Torry Mitchell vs. Indiana(Pa.) 3/12/05; by Jesse Ogden vs. Point Park, 1996-97; by Jesse Ogden vs. Mansfield, 1996-97  
**Most Free Throws Made:** 16 by Jakim Donaldson vs. Clarion, 2002-03  
**Most Free Throws Attempted:** 22 by Jakim Donaldson vs. Clarion, 2002-03  
**Most Consecutive Free Throws Made:** 14 by Ken Gerber (14 of 14) vs. Gannon, 1961-62  
**Most Rebounds:** 39 by Don Dougan vs. Indiana(Pa.), 1964-65  
**Most Assists:** 20 by Larry Betar vs. California(Pa.), 1973-74; 19 by Dave Knowlton vs. Grove City, 1969-70  
**Most Blocked Shots:** 11 by Jason Roseto vs. Mansfield, 1999-2000; Melvin Hooker vs. Slippery Rock, 1979-80; 10 by Jason Roseto vs. Lock Haven, 2000-01; 10 by Michael Johnson vs. Point Park, 1995-96

Season

**Most Points:** 800 by Tyrone Mason, 1995-96  
**Highest Scoring Average:** 30.1 by Frank Smith, 1966-67  
**Most Field Goals Made:** 307 by Tyrone Mason, 1995-96  
**Most Field Goals Attempted:** 594 by Tyrone Mason, 1995-96  
**Highest Field Goal Percentage:** .647 by Ricky Jordan, 1987-88 (141 of 218)  
**Most 3-Point Field Goals Made:** 118 by Jesse Ogden, 1997-98  
**Most 3-Point Field Goals Attempted:** 286 by Jesse Ogden, 1997-98  
**Highest 3-Point Field Goal Percentage:** .523 by Dan Grabill, 2001-02 (45 of 86)  
**Most Free Throws Made:** 139 by Billy Wade, 1989-90  
**Most Free Throws Attempted:** 195 by Dwayne Butler, 1997-98  
**Highest Free Throw Percentage:** .882 by Roy Stauffer, 1972-73 (90 of 102)

**Most Consecutive Free Throws Made:** 38 by Ken Gerber, 1961-62  
**Most Rebounds:** 406 by Jakim Donaldson, 2004-05  
**Highest Rebounding Average:** 18.5 by Darryl Meacham, 1966-67  
**Most Assists:** 273 by Adam Kaufman, 1997-98  
**Most Steals:** 128 by Fred Riley, 1970-71  
**Most Blocked Shots:** 125 by Melvin Hooker, 1979-80

Career

**Most Points:** 1,954 by Tyrone Mason, 1993-96  
**Highest Scoring Average:** 23.6 by Tyrone Mason, 1993-96  
**Most Field Goals Made:** 720 by Tyrone Mason, 1993-96  
**Most Field Goals Attempted:** 1,508 by Don Lovett, 1976-80  
**Highest Field Goal Percentage:** .640 by Ricky Jordan, 1986-88 (249 of 389)  
**Most 3-Point Field Goals Made:** 334 by Jesse Ogden, 1994-98  
**Most 3-Point Field Goals Attempted:** 815 by Jesse Ogden, 1994-98  
**Highest 3-Point Field Goal Percentage:** .428 by Jose Davis, 1986-88 (134 of 313)  
**Most Free Throws Made:** 364 by Dan Petchel, 1961-65  
**Most Free Throws Attempted:** 548 by Jakim Donaldson, 2001-05  
**Highest Free Throw Percentage:** .863 by Roy Stauffer, 1971-74 (239 of 277)  
**Most Rebounds:** 1,100 by Jakim Donaldson, 2001-05  
**Highest Rebounding Average:** 12.8 by Darryl Meacham, 1963-67  
**Most Assists:** 936 by Adam Kaufman, 1997-01  
**Most Steals:** 246 by Fred Riley, 1969-72  
**Most Blocked Shots:** 201 by Melvin Hooker, 1977-80  
**Most Games Played:** 116 by Adam Kaufman, 1997-01

Team Game

**Most Points Scored:** 133 vs. Lock Haven, 1967-68  
**Most Points in a Half:** 74 vs. Point Park, 1973-74  
**Most Combined Points:** 256 vs. West Virginia Wesleyan (West Virginia

Wesleyan 129, Edinboro 127 2OT), 1990-91  
**Most Field Goals Made:** 54 vs. Lock Haven, 1967-68; vs. Alliance, 1973-74  
**Most Field Goals Attempted:** 114 vs. Mercyhurst, 1999-2000  
**Most Free Throws Made:** 36 vs. Mansfield, 2004-05  
**Most Free Throws Attempted:** 49 vs. Mansfield, 2004-05  
**Highest Free Throw Percentage:** 1.000 vs. Bloomsburg (12 of 12), 1998-99  
**Most Rebounds:** 93 vs. Clarion, 1968-69  
**Longest Game:** 5 overtimes vs. California(Pa.), 1988-89

Season

**Most Wins:** 26 in 1997-98  
**Most Losses:** 17 in 1992-93; 1980-81 and 1955-56  
**Fewest Wins:** 0 in 1945-46  
**Fewest Losses:** 1 in 1931-32  
**Highest Winning Percentage:** .923 in 1931-32 (12-1)  
**Lowest Winning Percentage:** .000 in 1945-46 (0-5)  
**Most Consecutive Wins:** 13 in 1975-76  
**Most Consecutive Losses:** 12 in 1955-57  
**Most Points Scored:** 2,784 in 1997-98  
**Highest Scoring Average:** 89.4 in 1967-68  
**Most Field Goals Made:** 1,003 in 1997-98  
**Most Field Goals Attempted:** 2,231 in 1997-98  
**Highest Field Goal Percentage:** .513 in 1966-67  
**Most 3-Point Field Goals Made:** 247 in 1997-98  
**Most 3-Point Field Goals Attempted:** 670 in 1997-98  
**Highest 3-Point Field Goal Percentage:** .445 in 1987-88  
**Most Free Throws Made:** 531 in 1997-98  
**Most Free Throws Attempted:** 763 in 1985-86  
**Highest Free Throw Percentage:** .736 in 1990-91  
**Most Rebounds:** 1,385 in 1975-76  
**Highest Rebounding Average:** 55.7 in 1965-66  
**Most Assists:** 559 in 1990-91  
**Most Turnovers:** 506 in 1974-75  
**Most Steals:** 493 in 1970-71  
**Most Blocked Shots:** 161 in 1989-90 and 2000-01  
**Most Games:** 34 in 1997-98

EDINBORO IN THE NCAA DIVISION II PLAYOFFS

1981-82	NCAA East Regional Bloomsburg 53, Edinboro 50 Edinboro 56, Monmouth 53	1995-96	NCAA East Regional Edinboro 90, Bloomsburg 82 California(Pa.) 84, Edinboro 76
1985-86	NCAA East Regional Millersville 107, Edinboro 86	1997-98	NCAA East Regional Edinboro 83, California(Pa.) 78 Salem-Teikyo 91, Edinboro 83
1993-94	NCAA East Regional Edinboro 88, West Chester 67 Indiana(Pa.) 90, Edinboro 77 Gannon 75, Edinboro 66	2004-05	NCAA East Regional Indiana(Pa.) 76, Edinboro 73 OT



Career Records



Tyrone Mason



Darryl Meacham

Points

1.	Tyrone Mason (1993-96)	1,954
2.	Walt Askins (1956-60)	1,739
3.	Tim Smiley (1973-77)	1,553
4.	Kenny Tate (1999-02)	1,552
5.	Don Lovett (1976-80)	1,496
6.	Billy Wade (1986-90)	1,446
7.	Edwin Wright (1980-84)	1,420
8.	Jakim Donaldson (2001-05)	1,355
9.	Dan Petchel (1961-65)	1,344
10.	Fred Riley (1969-72)	1,279
11.	Jesse Ogden (1994-98)	1,246
12.	Frank Smith (1965-69)	1,225
13.	Aaron Brown (1988-92)	1,208
14.	Jim Prokell (1969-72)	1,196
15.	Tom Taylor (1984-87)	1,183
16.	Gary Stanton (1974-78)	1,177
17.	Adam Cheek (1991-93)	1,156
18.	Roy Stauffer (1971-74)	1,149
19.	Adam Kaufman (1997-01)	1,148
20.	Steve Senko (1979-83)	1,145
21.	Rob Sims (2002-05)	1,138
22.	Don Dougan (1963-68)	1,095
23.	Jose Davis (1982-83; '86-88)	1,066
24.	Sterling Washington (1988-91)	931
25.	Price Williams (1991-92; '93-94)	912
26.	Melvin Hooker (1977-80)	904
27.	Terrance Jenkins (1983-86)	895
28.	Earl Minor (1983-85)	895
29.	Land Battle (1980-83)	893
30.	Darryl Meachem (1963-67)	881
31.	Rod Vashaw (1956-60)	879
32.	Sean Gibson (1991-93)	869
33.	Duke Gartrell (1999-03)	847
34.	Bob McVeigh (1949-51)	840
35.	Wendel Rojik (1960-64)	812
36.	Phillip Melton (1992-96)	808
37.	Alonzo Craig (1973-77)	798
38.	Dave Shenefelt (1962-66)	797
39.	Rob Sims (2002-04)	794
40.	Blake Johnson (2000-02)	792
41.	Larry Betar (1971-75)	755
42.	Jim Sims (1960-64)	730
43.	Harry Jenkins (1965-69)	728
44.	Ken Barker (1960-63)	708
45.	Jean Paul (1998-00)	701
46.	Art Dickenson (1968-71)	692
47.	Michael Johnson (1995-96; '98-99)	684
48.	Tyrone Tillman (1977-80)	667
49.	Warren Chance (1997-98)	635
50.	Dennis Hampton (1973-76)	613

Scoring Average

1.	Tyrone Mason (1993-96)	23.6
2.	Adam Cheek (1991-93)	19.9
3.	Kenny Tate (1999-02)	19.2
4.	Warren Chance (1997-98)	18.7
5.	Price Williams (1991-92; '93-94)	17.9
6.	Fred Riley (1969-71)	17.8
7.	Frank Smith (1965-69)	16.8
8.	Earl Minor (1983-85)	16.6
9.	Jim Prokell (1969-72)	16.6
10.	Roy Stauffer (1971-74)	16.2
	Blake Johnson (2000-02)	16.2

Rebounds

1.	Jakim Donaldson (2001-05)	1,100
2.	Don Dougan (1963-68)	992
3.	Darryl Meachem (1963-67)	897
4.	Kenny Tate (1999-02)	843
5.	Gary Stanton (1974-78)	841
6.	Billy Wade (1986-90)	792
7.	Dan Petchel (1961-65)	744
8.	Land Battle (1980-83)	732
9.	Aaron Brown (1988-92)	714
10.	Melvin Hooker (1977-80)	690
11.	Ken Barker (1960-65)	689
12.	Phillip Melton (1992-96)	651
	Don Lovett (1976-80)	651
14.	Tom Taylor (1984-87)	648
15.	Frank Smith (1965-69)	637
16.	Wendel Rojik (1960-64)	622
17.	Jim Prokell (1969-72)	593
18.	Dennis Hampton (1973-76)	543
19.	Sterling Washington (1988-91)	526
20.	Ron Beckett (1972-77)	459

Rebounding Average

1.	Darryl Meachem (1963-67)	12.8
2.	Melvin Hooker (1977-80)	12.2
3.	Don Dougan (1963-68)	11.5
4.	Bob Burlingame (1969-70)	11.4
5.	Dennis Hampton (1973-76)	10.6
6.	Kenny Tate (1999-02)	10.4
7.	Land Battle (1980-83)	10.2
	Mickey Unick (1967-69)	10.2
	Lynn Nelson (1965-67)	10.2
10.	Jakim Donaldson (2001-05)	10.1

Field Goal Percentage

1.	Ricky Jordan (1986-88)	249-389 ...640
2.	Billy Wade (1986-90)	571-997 ...573
3.	Lasana Crider (1991-94)	196-346 ...566
4.	Phillip Melton (1992-96)	340-602 ...565
5.	Mickey Unick (1967-69)	175-313 ...559
6.	Land Battle (1980-83)	393-707 ...556
7.	Michael Johnson (1995-99)	281-531 ...548
8.	Lynn Nelson (1965-67)	186-353 ...527
9.	Darryl Meachem (1963-67)	352-670 ...525
10.	Tom Taylor (1984-87)	459-877 ...523

Field Goals Made

1.	Tyrone Mason (1993-96)	720
2.	Tim Smiley (1973-77)	659
3.	Don Lovett (1976-80)	646
4.	Kenny Tate (1999-02)	623
5.	Edwin Wright (1980-84)	597
6.	Billy Wade (1986-90)	571
7.	Fred Riley (1969-72)	536
8.	Gary Stanton (1974-78)	517
9.	Jakim Donaldson (2001-05)	504
10.	Dan Petchel (1961-65)	490

Career Records

Field Goals Attempted

1.	Don Lovett (1976-80)	1,508
2.	Tim Smiley (1973-77)	1,501
3.	Tyrone Mason (1993-96)	1,439
4.	Edwin Wright (1980-84)	1,328
5.	Kenny Tate (1999-02)	1,244
6.	Fred Riley (1969-72)	1,117
7.	Rob Sims (2002-05)	1,077
8.	Gary Stanton (1974-78)	1,062
9.	Aaron Brown (1988-92)	1,030
10.	Steve Senko (1979-83)	999

Free Throw Percentage

1.	Roy Stauffer (1971-74)	239-277 ...863
2.	Jose Davis (1982-83; '86-88)	197-232 ...849
3.	Tyrone Mason (1993-96)	349-413 ...845
4.	Adam Cheek (1991-93)	176-211 ...834
5.	Warren Chance (1997-98)	110-133 ...827
6.	Rob Sims (2002-04)	152-186 ...817
7.	Sean Gibson (1990-93)	168-207 ...812
8.	Walter Reap (1990-91; '93-94)	112-139 ...806
9.	Adam Kaufman (1997-01)	291-362 ...804
10.	Mark Murdock (1989-91)	102-127 ...803

Free Throws Made

1.	Dan Petchel (1961-65)	364
2.	Jim Prokell (1969-72)	358
3.	Tyrone Mason (1993-96)	349
4.	Jakim Donaldson (2001-05)	345
5.	Billy Wade (1986-90)	299
6.	Kenny Tate (1999-02)	297
	Steve Senko (1979-83)	297
8.	Adam Kaufman (1997-01)	291
9.	Don Dougan (1963-68)	275
10.	Tom Taylor (1984-87)	265

Free Throws Attempted

1.	Jakim Donaldson (2001-05)	548
2.	Jim Prokell (1969-72)	509
3.	Dan Petchel (1961-65)	508
4.	Kenny Tate (1999-02)	415
5.	Tyrone Mason (1993-95)	413
6.	Don Dougan (1963-68)	399
7.	Billy Wade (1986-90)	396
8.	Frank Smith (1965-69)	394
9.	Steve Senko (1979-83)	390
10.	Tom Taylor (1984-87)	386

3-Pt. Field Goal Percentage

1.	Jose Davis (1986-88)	134-313 ...428
2.	Adam Cheek (1991-93)	100-242 ...413
3.	Greg Fox (1989-93)	60-146 ...411
4.	Jesse Ogden (1994-98)	334-815 ...410
5.	Dan Grabill (2001-05)	115-282 ...408
6.	Warren Chance (1997-98)	77-196 ...393
7.	George Satler (1985-89)	60-158 ...380

8.	Jean Paul (1998-00)	81-214 ...379
9.	Price Williams (1991-92; '93-94)	84-222 ...378
10.	Blake Johnson (2000-02)	168-448 ...375

3-Pt. Field Goals Made

1.	Jesse Ogden (1994-98)	334
2.	Duke Gartrell (1999-03)	176
3.	Blake Johnson (2000-02)	168
4.	Tyrone Mason (1993-96)	165
5.	Adam Kaufman (1997-01)	161
6.	Jose Davis (1986-88)	134
7.	Dan Grabill (2001-05)	115
8.	Adam Cheek (1991-93)	100
9.	Price Williams (1991-92; '93-94)	84
10.	Jean Paul (1998-00)	81

3-Pt. Field Goals Attempted

1.	Jesse Ogden (1994-98)	815
2.	Duke Gartrell (1999-03)	518
3.	Tyrone Mason (1993-96)	486
4.	Adam Kaufman (1997-01)	467
5.	Blake Johnson (2000-02)	448
6.	Jose Davis (1986-88)	313
7.	Dan Grabill (2001-05)	282
8.	Rob Sims (2002-05)	261
9.	Adam Cheek (1991-93)	242
10.	Tim Miller (1995-97)	226

Assists

1.	Adam Kaufman (1997-2000)	936
2.	Steve Senko (1979-83)	515
3.	Dave Knowlton (1968-71)	501
4.	Tyrone Mason (1993-96)	401
5.	Greg Fox (1989-93)	365
6.	Larry Betar (1971-75)	341
7.	Tim Smiley (1973-77)	323
8.	Derek Walton (1990-92)	299
9.	Rob Sims (2002-05)	282
10.	Dean Doss (1995-97)	280

Steals


1.	Fred Riley (1969-72)	246
2.	Adam Kaufman (1997-01)	213
3.	Steve Senko (1979-83)	201
4.	Tim Smiley (1973-77)	174
5.	Dave Knowlton (1968-71)	162
6.	Sterling Washington (1988-91)	161
7.	Tyrone Mason (1993-96)	157
8.	Edwin Wright (1980-84)	148
9.	Roy Stauffer (1971-74)	142
10.	Mark Murdock (1989-91)	135

Blocked Shots

1.	Melvin Hooker (1977-80)	201
2.	Jakim Donaldson (2001-05)	185
3.	Jason Roseto (1999-2001)	168
4.	Gary Stanton (1974-78)	147
5.	Barry Marshall (1980-84)	138
6.	Alonzo Jenkins (1986-88)	122
7.	Land Battle (1980-83)	120

Games Played

1.	Adam Kaufman (1997-01)	116
2.	Jesse Ogden (1994-98)	110
3.	Jakim Donaldson (2001-05)	109
4.	Aaron Brown (1988-92)	108
	Edwin Wright (1980-84)	108
6.	Duke Gartrell (1999-03)	107
7.	Steve Senko (1979-83)	106
8.	Willie Lee (1980-84)	105
9.	Eric Trosch (1985-89)	103
10.	Gary Stanton (1974-78)	101



Steve Senko



Season Records



Adam Cheek



Tim Smiley

Points

1.	Tyrone Mason (1995-96)	800
2.	Tyrone Mason (1994-95)	691
3.	Warren Chance (1997-98)	635
4.	Adam Cheek (1991-92)	594
5.	Jose Davis (1987-88)	576
6.	Adam Cheek (1992-93)	562
7.	Price Williams (1993-94)	557
	Billy Wade (1989-90)	557
9.	Kenny Tate (1999-00)	533
10.	Dwayne Butler (1997-98)	532
11.	Kenny Tate (2000-01)	516
12.	Tim Smiley (1975-76)	508
13.	Jakim Donaldson (2004-05)	505
14.	Kenny Tate (2001-02)	503
15.	Walt Askins (1956-57)	496
16.	Don Lovett (1978-79)	494
17.	Blake Johnson (2000-01)	493
18.	Fred Riley (1971-72)	492
19.	Fred Riley (1970-71)	485
20.	Sterling Washington (1990-91)	480
21.	Sean Gibson (1992-93)	467
22.	Frank Smith (1968-69)	466
23.	Tyrone Mason (1993-94)	463
	Earl Minor (1984-85)	463
25.	Dan Petchel (1964-65)	460
26.	Don Lovett (1979-80)	451

Scoring Average

1.	Frank Smith (1966-67)	30.1
2.	Tyrone Mason (1995-96)	27.6
3.	Tyrone Mason (1994-95)	26.6
4.	Walt Askins (1956-57)	26.1
5.	Dan Petchel (1964-65)	25.6
6.	Jose Davis (1987-88)	21.3
7.	Frank Smith (1968-69)	21.2
8.	Billy Wade (1989-90)	20.6
9.	Adam Cheek (1991-92)	20.5
	Kenny Tate (1999-00)	20.5
11.	Fred Riley (1970-71)	20.2
12.	Price Williams (1993-94)	19.9
	Price Williams (1991-92)	19.9
14.	Don Lovett (1978-79)	19.8
15.	Roy Stauffer (1972-73)	19.5

Rebounds

1.	Jakim Donaldson (2004-05)	406
2.	Darryl Meacham (1965-66)	393
3.	Melvin Hooker (1979-80)	345
4.	Jakim Donaldson (2003-04)	322
5.	Amos Upshaw (1997-98)	311
6.	Mickey Unick (1967-68)	303
7.	Land Battle (1981-82)	299
	Dennis Hampton (1975-76)	299
9.	Kenny Tate (2000-01)	293
10.	Jakim Donaldson (2002-03)	291
11.	Don Dougan (1967-68)	287
12.	Kenny Tate (2001-02)	283
13.	Billy Wade (1988-89)	272
14.	Don Dougan (1965-66)	268
15.	Kenny Tate (1999-00)	267
16.	Tom Taylor (1985-86)	250
	Bob Burlingame (1969-70)	250
	Frank Smith (1968-69)	250

Rebounding Average

1.	Darryl Meacham (1966-67)	18.5
2.	Darryl Meacham (1965-66)	17.1
3.	Frank Smith (1966-67)	13.9
4.	Melvin Hooker (1979-80)	13.8
5.	Jakim Donaldson (2004-05)	13.1
	Dan Petchel (1964-65)	13.1
7.	Mickey Unick (1967-68)	12.6
8.	Lynn Nelson (1966-67)	12.2
9.	Don Dougan (1967-68)	12.0
10.	Art Dickenson (1970-71)	11.8
11.	Don Dougan (1965-66)	11.6
	Don Dougan (1964-65)	11.6
13.	Jakim Donaldson (2003-04)	11.5
	Melvin Hooker (1978-79)	11.5
15.	Bob Burlingame (1969-70)	11.4
	Frank Smith (1968-69)	11.4
17.	Land Battle (1980-81)	11.0
18.	Jakim Donaldson (2002-03)	10.8

Field Goal Percentage

1.	Ricky Jordan (1987-88)	141-218 ...647
2.	Michael Johnson (1995-96)	121-188 ...644
3.	Ricky Jordan (1986-87)	108-171 ...632
4.	Darryl Meacham (1966-67)	62-102 ...607
5.	Frank Smith (1966-67)	102-173 ...593
6.	Phillip Melton (1995-96)	68-115 ...591
7.	Billy Wade (1988-89)	182-308 ...590
8.	Mickey Unick (1967-68)	148-254 ...582
9.	Lasana Crider (1992-93)	83-144 ...576
10.	Billy Wade (1987-88)	139-243 ...573

Field Goals Made

1.	Tyrone Mason (1995-96)	307
2.	Tyrone Mason (1994-95)	242
3.	Adam Cheek (1991-92)	234
4.	Warren Chance (1997-98)	224
5.	Tim Smiley (1975-76)	222
6.	Kenny Tate (2000-01)	213
7.	Kenny Tate (1999-00)	211
8.	Fred Riley (1970-71)	210
9.	Price Williams (1993-94)	209
	Billy Wade (1989-90)	209

Field Goals Attempted

1.	Tyrone Mason (1995-96)	594
2.	Tyrone Mason (1994-95)	509
3.	Warren Chance (1997-98)	496
4.	Tim Smiley (1975-76)	494
5.	Adam Cheek (1991-92)	482
6.	Don Lovett (1978-79)	479
7.	Don Lovett (1979-80)	465
8.	Adam Cheek (1992-93)	442
9.	Blake Johnson (2000-01)	440
10.	Kenny Tate (1999-00)	431

Season Records

Free Throw Percentage

1.	Roy Stauffer (1972-73)	90-102 ...882
2.	Tyrone Mason (1994-95)	124-142 ...873
3.	Roy Stauffer (1971-72)	81-93 ...871
4.	Tyrone Mason (1995-96)	153-176 ...865
5.	Adam Cheek (1992-93)	96-111 ...865
6.	Rob Schodt (1998-99)	56-65 ...862
7.	Mark Murdock (1990-91)	66-77 ...857
8.	Jose Davis (1987-88)	122-143 ...853
9.	Ken Gerber (1961-62)	63-74 ...851
10.	Fred Riley (1971-72)	100-118 ...847

Free Throws Made

1.	Billy Wade (1989-90)	139
2.	Dwayne Butler (1997-98)	128
	Derek Walton (1990-91)	128
4.	Jakim Donaldson (2004-05)	127
	Jim Prokell (1969-70)	127
6.	Dan Petchel (1964-65)	126
7.	Tyrone Mason (1994-95)	124
8.	Earl Minor (1984-85)	123
9.	Jose Davis (1987-88)	122
10.	Jim Prokell (1969-70)	116
11.	Jim Prokell (1970-71)	115
	Dan Petchel (1963-64)	115
13.	Tom Taylor (1985-86)	114
14.	Warren Chance (1997-98)	110
15.	Kenny Tate (1999-00)	108

Free Throws Attempted

1.	Dwayne Butler (1997-98)	195
2.	Jim Prokell (1971-72)	192
3.	Jakim Donaldson (2004-05)	185
4.	Billy Wade (1989-90)	179
5.	Tyrone Mason (1995-96)	176
6.	Dan Petchel (1964-65)	169
7.	Darryl Meacham (1965-66)	168
8.	Jim Prokell (1969-70)	164
9.	Kenny Tate (1999-00)	161
10.	Jakim Donaldson (2002-03)	158
11.	Jakim Donaldson (2003-04)	157
	Derek Walton (1990-91)	157
	Tom Taylor (1985-86)	157

3-Pt. Field Goal Percentage

1.	Dan Grabill (2001-02)	45-86 ...523
2.	Michael Johnson (1998-99)	25-54 ...463
3.	Greg Fox (1992-93)	37-80 ...462
4.	Jose Davis (1987-88)	80-176 ...455
5.	Jesse Ogden (1995-96)	89-200 ...445
6.	Adrian Batts (1989-90)	32-72 ...444
7.	Adam Cheek (1991-92)	46-110 ...418
8.	Jesse Ogden (1996-97)	106-257 ...413
9.	Adam Cheek (1992-93)	54-132 ...409
10.	Jesse Ogden (1997-98)	116-286 ...406

3-Pt. Field Goals Made

1.	Jesse Ogden (1997-98)	116
2.	Blake Johnson (2000-01)	111
3.	Jesse Ogden (1996-97)	106
4.	Jesse Ogden (1995-96)	89
5.	Tyrone Mason (1994-95)	83
6.	Jose Davis (1987-88)	80
7.	Warren Chance (1997-98)	77
8.	Torry Mitchell (2004-05)	67
9.	Adam Kaufman (1999-00)	59
	Tim Miller (1996-97)	59
	Price Williams (1993-94)	59

3-Pt. Field Goals Attempted

1.	Jesse Ogden (1997-98)	286
2.	Blake Johnson (2000-01)	282
3.	Jesse Ogden (1996-97)	257
4.	Tyrone Mason (1994-95)	241
5.	Jesse Ogden (1995-96)	200
6.	Torry Mitchell (2004-05)	196
	Warren Chance (1997-98)	196
8.	Jose Davis (1987-88)	176
9.	Blake Johnson (2001-02)	166
10.	Duke Gartrell (2002-03)	165

Assists


1.	Adam Kaufman (1997-98)	273
2.	Adam Kaufman (2000-01)	249
3.	Greg Fox (1992-93)	222
4.	Adam Kaufman (1999-00)	211
5.	Adam Kaufman (1998-99)	203
6.	Dave Knowlton (1970-71)	194
7.	Dave Knowlton (1969-70)	174
8.	Steve Senko (1982-83)	157
9.	Tyrone Mason (1993-94)	156
10.	Derek Walton (1991-92)	150

Steals


1.	Fred Riley (1970-71)	128
2.	Dave Knowlton (1970-71)	115
3.	Mark Murdock (1990-91)	96
4.	Dean Doss (1995-96)	79
5.	Sterling Washington (1990-91)	75
6.	Price Williams (1993-94)	73
7.	Nick Brascetta (1979-80)	71
8.	Sterling Washington (1989-90)	69
9.	Adam Kaufman (1997-98)	67
10.	Adrian Batts (1989-90)	66

Blocked Shots

1.	Melvin Hooker (1979-80)	125
2.	Jason Roseto (2000-01)	97
3.	Michael Johnson (1998-99)	72
4.	Jason Roseto (1999-00)	71
5.	Barry Marshall (1983-84)	67
6.	Alonzo Jenkins (1987-88)	64
7.	Jakim Donaldson (2003-04)	62
8.	Alonzo Jenkins (1986-87)	58
9.	Billy Wade (1989-90)	56
10.	Land Battle (1980-81)	55



Jesse Ogden



Melvin Hooker



# 1,000-Point Club



Billy Wade



Aaron Brown

Season	G	FG-FGA	PCT.	3FG-3FGA	PCT.	FT-FTA	PCT.	PTS.	AVG.
<b>1954</b>		<b>Tyrone Mason ♦ G ♦ 6-1 ♦ Philadelphia, PA</b>							
1993-94	28	171-336	.509	49-134	.366	72-95	.758	463	16.5
1994-95	26	242-509	.475	83-241	.344	124-142	.873	691	26.6
1995-96	29	307-594	.517	33-111	.297	153-176	.869	800	27.6
Totals	83	720-1439	.500	165-486	.340	349-413	.845	1954	23.6
<b>1739</b>		<b>Walt Askins ♦ F ♦ 6-5 ♦ Erie, PA</b>							
Year-by-year statistics not available.									
<b>1553</b>		<b>Tim Smiley ♦ G ♦ 6-1 ♦ Ft. Wayne, IN</b>							
1973-74	22	86-194	.443			35-49	.714	207	9.4
1974-75	27	176-404	.436			60-89	.674	412	15.3
1975-76	29	222-494	.449			64-83	.771	508	17.5
1976-77	22	175-409	.427			76-94	.808	426	19.4
Totals	115	471-1226	.384			222-293	.758	1553	12.4
<b>1552</b>		<b>Kenny Tate ♦ F ♦ 6-3 ♦ Philadelphia, PA</b>							
1999-00	26	211-431	.490	3-9	.333	108-161	.671	533	20.5
2000-01	28	213-409	.521	2-3	.667	88-121	.727	516	18.4
2001-02	27	199-404	.493	4-14	.286	101-131	.771	503	18.6
Totals	81	623-1244	.501	9-26	.346	297-413	.719	1552	19.2
<b>1496</b>		<b>Don Lovett ♦ F ♦ 6-1 ♦ Cleveland Heights, OH</b>							
1976-77	23	79-192	.411			11-26	.423	169	7.3
1977-78	23	166-372	.446			50-62	.806	382	16.6
1978-79	25	202-479	.422			90-117	.770	494	19.8
1979-80	26	199-465	.428			53-71	.746	451	17.3
Totals	97	646-1508	.428			204-276	.739	1496	15.4
<b>1446</b>		<b>Billy Wade ♦ F ♦ 6-7 ♦ Belle Glade, FL</b>							
1986-87	22	41-79	.519	0-1	.000	28-34	.824	110	5.0
1987-88	25	139-242	.574	3-5	.600	57-77	.740	338	13.5
1988-89	26	182-308	.590	2-22	.091	75-106	.707	441	16.9
1989-90	27	209-367	.569	0-3	.000	139-179	.777	557	20.6
Totals	100	571-996	.573	5-31	.161	299-396	.755	1446	14.5
<b>1420</b>		<b>Edwin Wright ♦ G ♦ 6-1 ♦ Clewiston, FL</b>							
1980-81	23	120-312	.385			54-74	.730	294	12.3
1981-82	28	135-298	.453			35-54	.648	305	10.9
1982-83	28	157-323	.486			66-86	.767	380	13.6
1983-84	28	185-395	.468			71-103	.689	441	15.8
Totals	107	597-1328	.450			226-317	.713	1337	12.4
<b>1355</b>		<b>Jakim Donaldson ♦ F ♦ 6-8 ♦ Pittsburgh, PA</b>							
2001-02	23	25-51	.490	0-0	.000	24-48	.500	74	3.2
2002-03	27	131-274	.478	1-3	.333	99-158	.627	362	13.4
2003-04	28	159-309	.515	1-7	.143	95-157	.605	414	14.8
2004-05	31	189-342	.553	0-1	.000	127-185	.686	505	16.3
Totals	109	504-976	.516	2-11	.182	345-548	.630	1355	12.4
<b>1344</b>		<b>Dan Petchel ♦ F ♦ 6-4 ♦ Sheffield, PA</b>							
1961-62	24	65-142	.458			60-87	.690	190	7.9
1962-63	20	111-222	.500			63-97	.649	285	14.3
1963-64	22	147-300	.490			115-155	.742	409	18.5
1964-65	18	167-299	.558			126-169	.743	460	25.6
Totals	84	490-963	.509			364-508	.717	1344	16.0
<b>1279</b>		<b>Fred Riley ♦ G ♦ 5-10 ♦ Clearfield, PA</b>							
1969-70	22	130-298	.436			42-74	.566	302	13.7
1970-71	24	210-425	.494			65-90	.722	485	20.2
1971-72	26	196-394	.497			100-118	.847	492	18.9
Totals	72	536-1117	.480			207-282	.734	1279	17.8
<b>1246</b>		<b>Jesse Ogden ♦ G ♦ 6-5 ♦ Georgetown, ONT</b>							
1994-95	22	28-85	.329	23-72	.319	13-15	.867	92	4.2
1995-96	27	101-222	.455	89-200	.445	31-40	.775	322	11.9
1996-97	27	119-299	.398	106-257	.413	56-70	.800	400	14.8
1997-98	34	129-340	.379	116-286	.406	58-77	.753	432	12.7
Totals	110	377-946	.399	334-815	.410	158-202	.782	1246	11.3
<b>1225</b>		<b>Frank Smith ♦ F ♦ 6-2 ♦ Bentleyville, PA</b>							
1965-66	18	15-18	.833			11-23	.478	41	2.2
1966-67	9	102-172	.594			67-106	.630	271	30.1

# 1,000-Point Club


1967-68	24	177-362	.481			93-122	.762	447	18.6
1968-69	22	189-388	.487			88-143	.615	466	21.2
Totals	73	483-940	.514			259-394	.657	1225	16.8
1208	Aaron Brown ♦ F ♦ 6-5 ♦ Rochester, NY								
1988-89	26	141-294	.480	2-5	.000	76-104	.731	360	13.8
1989-90	27	102-239	.427	0-3	.000	57-87	.695	261	9.7
1990-91	26	105-211	.498	0-1	.000	42-63	.667	252	9.7
1991-92	29	139-286	.486	0-2	.000	57-86	.663	335	11.6
Totals	108	487-1030	.473	2-11	.182	232-340	.682	1208	11.2
1196	Jim Prokell ♦ F ♦ 6-0 ♦ Pittsburgh, PA								
1969-70	22	108-196	.551			116-164	.707	332	15.1
1970-71	24	158-317	.498			115-153	.752	431	17.9
1971-72	26	153-315	.486			127-192	.661	433	16.6
Totals	72	419-828	.506			358-509	.703	1196	16.6
1183	Tom Taylor ♦ C ♦ 6-7 ♦ Erie, PA								
1984-85	26	165-319	.517			69-109	.633	399	15.3
1985-86	30	161-311	.518			114-157	.726	436	14.5
1986-87	26	133-247	.538			82-120	.683	348	13.4
Totals	82	459-877	.523			265-386	.687	1183	14.4
1177	Gary Stanton ♦ C ♦ 6-7 ♦ Cleveland, OH								
1974-75	27	77-145	.531			19-35	.543	173	6.4
1975-76	28	131-277	.473			35-54	.648	297	10.6
1976-77	23	147-295	.498			41-65	.630	335	14.6
1977-78	23	162-345	.470			48-66	.727	372	16.1
Totals	101	517-1062	.487			143-220	.650	1177	11.7
1156	Adam Cheek ♦ G ♦ 6-2 ♦ Louisville, KY								
1991-92	29	234-482	.485	46-110	.418	80-100	.800	594	20.5
1992-93	29	206-442	.466	54-132	.409	96-111	.865	562	19.4
Totals	58	440-924	.476	100-242	.413	176-211	.834	1156	19.9
1149	Roy Stauffer ♦ G ♦ 5-10 ♦ Emmaus, PA								
1971-72	26	138-267	.517			81-93	.871	357	13.7
1972-73	22	170-348	.489			90-102	.882	430	19.5
1973-74	23	147-310	.474			68-82	.829	362	15.7
Totals	71	455-925	.492			239-277	.863	1149	16.2
1148	Adam Kaufman ♦ G ♦ 5-11 ♦ Coraopolis, PA								
1997-98	34	68-180	.378	22-75	.293	58-79	.734	216	6.4
1998-99	28	98-255	.384	38-115	.330	73-90	.811	307	11.0
1999-00	26	92-249	.369	59-161	.366	64-78	.821	307	11.8
2000-01	28	90-232	.388	42-116	.362	96-115	.835	318	11.4
Totals	116	348-916	.380	161-467	.345	291-362	.804	1148	9.9
1145	Steve Senko ♦ G ♦ 5-9 ♦ Ambler, PA								
1979-80	26	43-107	.402			30-39	.770	116	4.7
1980-81	24	109-253	.431			84-110	.764	302	12.6
1981-82	28	140-314	.446			85-114	.746	365	13.0
1982-83	28	132-325	.406			98-127	.772	362	12.9
Totals	106	424-999	.424			297-390	.762	1145	10.8
1138	Rob Sims ♦ G ♦ 6-3 ♦ Bedford Heights, OH								
2002-03	23	149-355	.420	22-68	.324	70-86	.814	390	17.0
2003-04	28	143-407	.351	36-118	.305	82-100	.820	404	14.4
2004-05	31	140-315	.379	19-75	.253	45-66	.682	344	11.1
Totals	82	432-1077	.401	77-261	.295	197-252	.782	1138	13.9
1095	Don Dougan ♦ C/F ♦ 6-7 ♦ Edinboro, PA								
1963-64	22	102-224	.455			52-76	.684	256	11.6
1964-65	17	62-142	.437			47-78	.602	171	10.0
1965-66	23	130-278	.468			95-141	.674	355	15.4
1967-68	24	116-210	.552			81-104	.779	313	13.0
Totals	86	410-854	.480			275-399	.689	1095	12.7
1066	Jose Davis ♦ G ♦ 5-10 ♦ Cleveland Heights, OH								
1982-83	16	25-51	.490	1-2	.500	12-14	.857	63	3.9
1986-87	26	155-353	.439	54-137	.394	63-75	.840	427	16.4
1987-88	27	187-423	.442	80-176	.455	122-143	.853	576	21.3
Totals	69	367-827	.444	135-315	.429	197-232	.849	1066	15.4



Yearly Leaders



Fred Riley



Land Battle

Scoring							
Season	Player	G	FG-FGA	Pct.	FT-FTA	Pct.	Pts. Avg.
1962-63	Dan Petchel	20	111-222	.500	63-97	.649	285 14.3
1963-64	Dan Petchel	22	147-300	.490	115-155	.742	409 18.5
1964-65	Dan Petchel	18	167-299	.558	126-169	.743	460 25.6
1965-66	Darryl Meacham	23	158-292	.541	97-168	.577	413 18.0
1966-67	Lynn Nelson	16	102-175	.583	43-56	.768	247 15.4
1967-68	Frank Smith	24	177-362	.481	93-122	.762	447 18.6
1968-69	Frank Smith	22	189-388	.487	88-143	.615	466 21.2
1969-70	Jim Prokell	22	108-196	.551	116-164	.707	332 15.1
1970-71	Fred Riley	24	210-425	.494	65-90	.722	485 20.2
1971-72	Fred Riley	26	196-394	.497	100-118	.847	492 18.9
1972-73	Roy Stauffer	22	170-348	.489	90-102	.882	430 19.5
1973-74	Roy Stauffer	23	147-310	.474	68-82	.829	362 15.7
1974-75	Tim Smiley	27	176-404	.436	60-89	.674	412 15.3
1975-76	Tim Smiley	29	222-494	.449	64-83	.771	508 17.5
1976-77	Tim Smiley	22	175-409	.427	76-94	.808	426 19.4
1977-78	Don Lovett	23	166-372	.446	50-62	.806	382 16.6
1978-79	Don Lovett	25	202-479	.422	90-117	.770	494 19.8
1979-80	Don Lovett	27	207-489	.423	54-73	.740	468 17.3
1980-81	Steve Senko	23	106-245	.433	82-107	.766	294 12.8
1981-82	Steve Senko	28	140-314	.446	85-114	.746	365 13.0
1982-83	Edwin Wright	28	157-323	.486	66-86	.767	380 13.6
1983-84	Edwin Wright	28	185-395	.468	71-103	.689	441 15.8
1984-85	Earl Minor	26	170-357	.476	123-155	.794	463 17.8
1985-86	Tom Taylor	30	161-311	.518	114-157	.726	436 14.5
1986-87	Jose Davis	26	155-353	.439	63-75	.840	427 16.4
1987-88	Jose Davis	27	187-423	.442	122-143	.853	576 21.3
1988-89	Billy Wade	26	182-308	.590	75-106	.707	441 16.9
1989-90	Billy Wade	27	209-367	.569	139-179	.777	557 20.6
1990-91	Sterling Washington	28	188-388	.485	99-151	.656	480 17.4
1991-92	Adam Cheek	29	234-482	.485	80-100	.800	594 20.5
1992-93	Adam Cheek	29	206-442	.446	96-111	.865	562 19.4
1993-94	Price Williams	28	209-411	.509	80-119	.672	557 19.9
1994-95	Tyrone Mason	26	242-509	.475	124-142	.873	691 26.6
1995-96	Tyrone Mason	29	307-594	.517	153-176	.869	800 27.6
1996-97	Antoine Jefferson	27	175-309	.566	57-84	.679	413 15.3
1997-98	Warren Chance	34	224-496	.452	110-133	.827	635 18.7
1998-99	Michael Johnson	28	160-325	.492	82-122	.672	427 15.2
1999-00	Kenny Tate	26	211-431	.409	108-161	.671	533 20.5
2000-01	Kenny Tate	28	213-409	.521	88-121	.727	516 18.4
2001-02	Kenny Tate	27	199-404	.493	101-131	.771	503 18.6
2002-03	Rob Sims	23	149-355	.420	70-86	.814	390 17.0
2003-04	Jakim Donaldson	28	159-309	.515	95-157	.605	414 14.8
2004-05	Jakim Donaldson	31	189-342	.553	127-185	.686	505 16.3

Rebounding									
Season	Player	G	Reb.	Avg.					
1962-63	Ken Barker	20	174	8.7	1988-89	Billy Wade	26	272	10.5
1963-64	Don Dougan	22	241	10.0	1989-90	Billy Wade	27	243	9.0
1964-65	Dan Petchel	18	236	13.1	1990-91	Sterling Washington	28	239	8.5
1965-66	Darryl Meacham	23	393	17.1	1991-92	Aaron Brown	29	228	7.9
1966-67	Lynn Nelson	16	195	12.2	1992-93	Adam Cheek	29	214	7.4
1967-68	Mickey Unick	24	303	12.6	1993-94	Price Williams	28	249	8.9
1968-69	Frank Smith	22	250	11.4	1994-95	Corey Keyes	25	238	9.5
1969-70	Bob Burlingame	22	250	11.4	1995-96	Phillip Melton	28	176	6.3
1970-71	Rich Sulka	23	215	8.9	1996-97	Brian Ellis	27	180	6.7
1971-72	Jim Prokell	26	208	8.0	1997-98	Amos Upshaw	34	311	9.1
1972-73	Don Gerdich	21	143	6.8	1998-99	Troy Stout	28	214	7.6
1973-74	Dennis Hampton	23	244	10.6	1999-00	Kenny Tate	26	267	10.3
1974-75	Charlie Hickox	27	197	7.3	2000-01	Kenny Tate	28	293	10.5
1975-76	Dennis Hampton	28	299	10.7	2001-02	Kenny Tate	27	283	10.5
1976-77	Gary Stanton	23	229	10.0	2002-03	Jakim Donaldson	27	291	10.8
1977-78	Gary Stanton	23	247	10.7	2003-04	Jakim Donaldson	28	322	11.5
1978-79	Melvin Hooker	16	184	11.5	2004-05	Jakim Donaldson	31	406	13.1
1979-80	Melvin Hooker	26	363	14.0					
1980-81	Land Battle	17	187	11.0					
1981-82	Land Battle	28	299	10.7					
1982-83	Land Battle	27	246	9.1					
1983-84	Barry Marshall	28	181	6.5					
1984-85	Tom Taylor	26	216	8.3					
1985-86	Tom Taylor	30	250	8.3					
1986-87	Ricky Jordan	24	213	8.9					
1987-88	Ricky Jordan	26	218	8.4					

Field Goal Pct.				
Season	Player	G	FG-FGA	Pct.
1962-63	Dan Petchel	20	111-222	.500
	Ken Barker	20	66-132	.500
1963-64	Wilbert Barnhardt	18	57-110	.518
1964-65	Dan Petchel	18	167-299	.558
1965-66	Darryl Meacham	23	158-292	.541
1966-67	Lynn Nelson	16	102-175	.583
1967-68	Mickey Unick	24	148-254	.582
1968-69	Frank Smith	22	189-388	.487

Yearly Leaders

3-Pt. Field Goals							
Season	Player	G	3G-3GA	Pct.			
1969-70	Jim Prokell	22	108-196	.551			
1970-71	Jim Prokell	24	158-317	.498			
1971-72	Roy Stauffer	26	138-267	.517			
1972-73	Larry Betar	22	114-231	.494			
1973-74	Dennis Hampton	23	123-252	.488			
1974-75	Don Childs	27	124-253	.490			
1975-76	Don Childs	29	137-286	.479			
1976-77	Gary Stanton	23	147-295	.498			
1977-78	Gary Stanton	23	162-345	.470			
1978-79	Terry Wilson	25	93-196	.474			
1979-80	Melvin Hooker	26	189-369	.512			
1980-81	Land Battle	17	93-172	.541			
1981-82	Land Battle	28	160-289	.554			
1982-83	Land Battle	27	140-246	.569			
1983-84	Edwin Wright	28	185-395	.468			
1984-85	Tom Taylor	26	165-319	.517			
1985-86	Tom Taylor	30	161-311	.518			
1986-87	Ricky Jordan	24	108-171	.632			
1987-88	Ricky Jordan	26	141-218	.647			
1988-89	Billy Wade	26	182-308	.590			
1989-90	Billy Wade	27	209-367	.569			
1990-91	Aaron Brown	26	105-211	.498			
1991-92	Junior Simpson	29	82-152	.539			
1992-93	Lasana Crider	27	83-144	.576			
1993-94	Phillip Melton	25	75-132	.568			
1994-95	Phillip Melton	26	123-219	.562			
1995-96	Michael Johnson	27	121-188	.644			
1996-97	Antoine Jefferson	27	175-309	.566			
1997-98	Amos Upshaw	34	161-289	.557			
1998-99	Troy Stout	28	88-176	.500			
1999-00	Kenny Tate	26	211-431	.490			
2000-01	Kenny Tate	28	213-409	.521			
2001-02	Kenny Tate	27	199-404	.493			
2002-03	Jakim Donaldson	27	131-274	.478			
2003-04	Jakim Donaldson	28	159-309	.515			
2004-05	Jakim Donaldson	31	189-342	.553			

Free Throw Pct.				
Season	Player	G	FT-FTA	Pct.
1962-63	Dan Petchel	20	63-97	.649
1963-64	Dan Petchel	22	115-155	.742
1964-65	Dan Petchel	18	126-169	.743
1965-66	Jerry Banaszak	21	70-92	.761
1966-67	Lynn Nelson	16	43-56	.768
1967-68	Don Dougan	24	81-104	.779
1968-69	Dave Knowlton	22	41-50	.820
1969-70	Dave Knowlton	22	65-87	.747
1970-71	Dave Knowlton	24	63-77	.818
1971-72	Roy Stauffer	26	81-93	.871
1972-73	Roy Stauffer	22	90-102	.882
1973-74	Roy Stauffer	23	68-82	.829
1974-75	Charlie Hickox	27	67-84	.798
1975-76	Don Childs	29	57-73	.781
1976-77	Tim Smiley	22	76-94	.808
1977-78	Don Lovett	23	50-62	.806
1978-79	Don Lovett	25	90-117	.770
1979-80	Don Lovett	27	54-73	.740
1980-81	Steve Senko	23	82-107	.766
1981-82	Steve Senko	28	85-114	.746
1982-83	Steve Senko	28	98-127	.772
1983-84	Earl Minor	28	86-109	.789
1984-85	Earl Minor	26	123-155	.794
1985-86	Lemuel Tucker	28	55-74	.743
1986-87	Jose Davis	26	63-75	.840
1987-88	Jose Davis	27	122-143	.853
1988-89	Adrian Batts	26	67-80	.837
1989-90	Adrian Batts	27	139-179	.777
1990-91	Derek Walton	26	75-91	.824
1991-92	Derek Walton	29	100-117	.854
1992-93	Greg Fox	27	122-143	.853
1993-94	Tyrone Mason	28	156-199	.784
1994-95	Tyrone Mason	26	136-174	.782
1995-96	Dean Doss	29	149-190	.784
1996-97	Dean Doss	27	131-167	.784
1997-98	Adam Kaufman	34	273-350	.780
1998-99	Adam Kaufman	28	203-260	.781
1999-00	Adam Kaufman	26	211-270	.782
2000-01	Adam Kaufman	28	249-318	.783
2001-02	Dan Grabill	27	83-107	.777
2002-03	Rob Sims	23	107-138	.775
2003-04	Dan Grabill	28	65-84	.774
2004-05	Rob Sims	31	116-149	.779



All-Time Scores

The Sox Harrison Era 175-134, 23 years

1928-29 Record: 12-2

Clarion	W, 58-27
Fredonia	W, 58-26
Youngstown YMCA	W, 58-38
Kanty College	W, 87-21
Clarion	W, 20-14
California(Pa.)	W, 36-25
Slippery Rock	W, 46-32
Slippery Rock	L, 24-36
Fredonia	W, 49-29
Indiana(Pa.)	W, 50-18
California(Pa.)	W, 40-19
Youngstown YMCA	L, 42-44
Indiana(Pa.)	W, 38-22
Slippery Rock	W, 34-30

1929-30 Record: 8-6

Ashland	L, 29-41
Slippery Rock	W, 25-24
Buffalo St. Teachers	L, 18-20
Canisius	L, 20-38
West Chester	L, 36-37
Waynesburg	W, 31-25
Slippery Rock	W, 25-22
California(Pa.)	W, 40-38
Clarion	W, 32-22
Indiana(Pa.)	W, 45-25
Buffalo St. Teachers	W, 41-22
California(Pa.)	L, 39-52
Clarion	W, 32-19
Indiana(Pa.)	L, 23-24

1930-31 Record: 11-4

Alliance	W, 55-15
Alliance	W, 42-20
Erie Branch	W, 43-22
West Chester	W, 24-20
Kutztown	W, 43-32
Slippery Rock	W, 34-33
Clarion	W, 21-14
Indiana(Pa.)	W, 29-23
Erie Branch	W, 44-24
Slippery Rock	L, 28-29
California(Pa.)	L, 38-39
California(Pa.)	L, 34-38
Clarion	W, 59-41
Indiana(Pa.)	W, 47-30
Allegheny	L, 21-29

1931-32 Record: 12-1

Fredonia	W, 60-26
Indiana(Pa.)	W, 37-31
Alliance	W, 46-23
Kutztown	W, 42-31
California(Pa.)	L, 22-23
Slippery Rock	W, 31-22
California(Pa.)	W, 34-17
Slippery Rock	W, 44-35
Alliance	W, 46-31
Clarion	W, 47-16
Indiana(Pa.)	W, 37-15
Clarion	W, 32-22
Fredonia	W, 60-22

1932-33 Record: 11-3

Westminster	W, 32-28
Westminster	L, 17-31
Grove City	L, 30-32
California(Pa.)	W, 44-27
California(Pa.)	W, 38-28

Fredonia	W, 57-27
Fredonia	W, 58-23
Indiana(Pa.)	W, 28-21
Indiana(Pa.)	W, 33-30
Clarion	W, 43-31
Clarion	W, 59-23
Slippery Rock	W, 40-37
Slippery Rock	L, 28-41
Alliance	W, 44-32

1933-34 Record: 8-5

Findlay	L, 27-28
Fredonia	W, 50-22
Clarion	W, 33-20
Westminster	L, 31-41
California(Pa.)	W, 35-32
Slippery Rock	L, 32-37
Indiana(Pa.)	W, 50-34
Fredonia	W, 54-29
California(Pa.)	W, 59-25
Westminster	L, 30-45
Slippery Rock	W, 46-34
Indiana(Pa.)	L, 36-38
Clarion	W, 36-34

1934-35 Record: 6-4

Clarion	W, 50-32
California(Pa.)	W, 50-32
Slippery Rock	W, 55-32
Westminster	L, 23-54
Indiana(Pa.)	W, 35-28
California(Pa.)	L, 36-39
Westminster	L, 24-44
Indiana(Pa.)	L, 33-39
Clarion	W, 50-37

1935-36 Record: 5-5

Thiel	L, 24-42
Thiel	L, 32-40
Clarion	W, 54-35
Clarion	W, 33-30
Slippery Rock	W, 41-30
Slippery Rock	W, 40-37
California(Pa.)	W, 50-32
at California(Pa.)	L, 27-33
at Indiana(Pa.)	L, 32-38
Indiana(Pa.)	W, 44-32

1936-37 Record: 7-6

Ohio Chiroprody	W, 49-18
at California(Pa.)	L, 33-43
at Indiana(Pa.)	L, 36-39
at Clarion	L, 41-46
California(Pa.)	L, 31-37
at Thiel	L, 30-35
Fredonia	W, 47-35
Thiel	W, 45-32
at Ohio Chiroprody	W, 37-30
Slippery Rock	L, 43-49
Clarion	W, 53-34
Indiana(Pa.)	W, 43-30
at Slippery Rock	W, 41-37

1937-38 Record: 6-8

at Kent State	L, 36-37
at Fredonia	L, 44-45
Clarion	W, 33-28
Clarion	W, 54-41
Fredonia	W, 48-44
California(Pa.)	L, 37-55
Indiana(Pa.)	L, 39-34
Ohio Chiroprody	W, 37-23
at California(Pa.)	L, 32-49
at Slippery Rock	L, 56-57
Slippery Rock	L, 41-42
at Indiana(Pa.)	L, 41-43

1938-39 Record: 8-2

Fredonia	W, 43-37
Clarion	W, 53-35
California(Pa.)	W, 64-42
at Fredonia	W, 46-22
at Indiana(Pa.)	W, 54-36
at Clarion	L, 50-51
Slippery Rock	W, 51-34
at California(Pa.)	W, 45-32
at Slippery Rock	L, 39-43
Indiana(Pa.)	W, 47-42

1939-40 Record: 13-4

St. Mary's	W, 49-38
Fredonia	W, 45-37
Ohio Chiroprody	W, 51-27
Clarion	W, 54-33
Canisius	L, 43-52
at Fredonia	W, 32-28
at Alliance	W, 44-40
at Indiana(Pa.)	W, 37-29
at Clarion	W, 32-30
Slippery Rock	W, 52-44
California(Pa.)	W, 54-44
Lawrence Tech(MI)	L, 39-45
at California(Pa.)	L, 50-51
at Slippery Rock	L, 36-67
Indiana(Pa.)	W, 40-35
Alliance	W, 39-18
at Ohio Chiroprody	W, 47-37

1940-41 Record: 11-4

De Sales	W, 45-44
Ohio Chiroprody	W, 54-33
Lawrence Tech(MI)	W, 46-44
at Fredonia	W, 29-28
Thiel	W, 53-42
at Thiel	L, 49-50
Slippery Rock	W, 36-26
California(Pa.)	L, 34-36
Fredonia	W, 50-35
Clarion	W, 43-33
at California(Pa.)	L, 38-49
Indiana(Pa.)	W, 42-32
at Clarion	W, 51-36
at Indiana(Pa.)	W, 35-34
at Slippery Rock	L, 50-53

1941-42 Record: 3-7

Lawrence Tech(MI)	W, 37-34
at Canisius	L, 33-66
Fredonia	W, 57-29
Alliance	W, 44-33
at Fredonia	L, 36-38
at Indiana(Pa.)	L, 37-44
Slippery Rock	L, 35-51
California(Pa.)	L, 36-40
at Clarion	L, 28-41
at California(Pa.)	L, 39-49

1942-43 Record: 1-1

Lawrence Tech(MI)	L, 34-50
Alliance	W, 34-50

1945-46 Record: 0-5

at Clarion	L, 32-53
Slippery Rock	L, 38-74
Clarion	L, 33-42
Alliance	L, 33-52
Alliance	L, 39-45

1946-47 Record: 7-8

at Buffalo	L, 39-51
at Fredonia	W, 54-44
Alliance	L, 44-53
at Indiana(Pa.)	L, 44-45
Cleveland State	W, 34-33
at Slippery Rock	L, 46-51
California(Pa.)	W, 63-45
Clarion	L, 45-46
at Alliance	W, 62-55
Indiana(Pa.)	L, 43-57
at California(Pa.)	L, 42-45
at Clarion	W, 43-41
at Cleveland State	W, 40-37
Fredonia	W, 54-25
Slippery Rock	L, 49-52

1947-48 Record: 4-11

Fredonia	W, 62-37
Cleveland State	W, 51-46
at Alliance	L, 43-54
Salem	L, 51-57
California(Pa.)	L, 55-63
at California(Pa.)	L, 53-71
at Clarion	L, 56-60
Alliance	L, 36-37
at Fredonia	W, 51-49
Thiel	W, 69-38
Clarion	L, 48-51
at Indiana(Pa.)	L, 55-62
at Slippery Rock	L, 60-73
Indiana(Pa.)	L, 49-71
Slippery Rock	L, 45-77

1948-49 Record: 7-9

Fredonia	W, 48-21
at Alliance	L, 55-56
Slippery Rock	L, 44-57
Gannon	W, 57-48
at Indiana(Pa.)	L, 65-75
at Slippery Rock	L, 50-67
Clarion	W, 50-48
at Buffalo	L, 45-57
at Fredonia	W, 48-43
Alliance	W, 55-44
at California(Pa.)	L, 57-59
at Clarion	L, 46-60
at Gannon	L, 51-52
at Thiel	L, 50-76
California(Pa.)	W, 81-69
Indiana(Pa.)	W, 56-46

1949-50 Record: 12-5

Fredonia State	W, 72-44
at Alliance	W, 59-40
Grove City	W, 55-54
Gannon	W, 62-57
California(Pa.)	W, 66-50
at Indiana(Pa.)	L, 54-70
at Slippery Rock	L, 52-58
at Gannon	L, 52-68
Slippery Rock	W, 45-42
at California(Pa.)	L, 49-64
at Clarion	W, 60-50
Buffalo	L, 35-47
Indiana(Pa.)	W, 60-56
Clarion	W, 58-50
Alliance	W, 73-57
at Fredonia	W, 61-52
Thiel	W, 65-51

1950-51 Record: 9-9

Allegheny	W, 64-52
Fredonia State	W, 55-46
Slippery Rock	W, 61-60
Fredonia State	W, 82-72

Alliance	W, 79-61
Gannon	L, 65-73
Indiana(Pa.)	L, 53-54
Clarion	L, 82-84
Slippery Rock	L, 65-90
Buffalo	L, 55-62
Gannon	W, 66-43
California(Pa.)	L, 62-77
Clarion	L, 82-91
Alliance	W, 63-55
Cleveland State	L, 52-75
Thiel	W, 77-70
California(Pa.)	W, 80-63
Grove City	L, 84-99

1951-52 Record: 6-12

Fredonia State	W, 46-42
Allegheny	L, 58-79
California(Pa.)	W, 63-55
Gannon	L, 46-48
Slippery Rock	L, 57-61
Fredonia State	L, 66-68
Buffalo	W, 60-55
Gannon	L, 67-85
Alliance	W, 77-58
Indiana(Pa.)	L, 71-74
Slippery Rock	L, 49-91
Clarion	L, 68-82
Grove City	L, 79-83
California(Pa.)	L, 61-92
Clarion	L, 74-106
Alliance	W, 67-57
Thiel	W, 56-55
Geneva	L, 63-85

1952-53 Record: 8-13

Fredonia State	W, 57-56
Allegheny	L, 68-78
Grove City	L, 67-77
Alliance	L, 51-57
Indiana(Pa.)	L, 75-87
Slippery Rock	L, 67-92
Gannon	L, 67-71
Alliance	W, 72-61
Gannon	L, 68-81
Indiana(Pa.)	W, 68-64
Thiel	W, 77-59
Allegheny	L, 75-93
Fredonia State	W, 85-68
California(Pa.)	L, 53-73
Clarion	L, 76-82
Grove City	W, 90-57
California(Pa.)	W, 86-81
Thiel	W, 77-66
Clarion	L, 32-76
Geneva	L, 62-93
Slippery Rock	L, 67-72

The Art McComb Era 17-41, 3 years

1953-54 Record: 6-12

Fredonia State	W, 61-49
Allegheny	W, 56-52
Indiana(Pa.)	L, 68-76
Grove City	L, 56-61
Fredonia State	L, 61-64
Thiel	W, 49-42
Gannon	L, 47-61
Allegheny	L, 73-89
Alliance	L, 49-80
California(Pa.)	L, 57-82
Alliance	W, 72-70
Thiel	L, 64-67
Clarion	W, 66-65
Grove City	W, 64-58
Gannon	L, 70-71

All-Time Scores

California(Pa.)	L, 58-89
Clarion	L, 65-88
Indiana(Pa.)	L, 67-109

1954-55 Record: 8-12

Gannon	L, 62-77
Allegheny	L, 59-80
Indiana(Pa.)	L, 59-98
Grove City	W, 80-77
Fredonia State	W, 65-62
Allegheny	L, 61-79
Thiel	W, 79-72
Alliance	W, 119-108
Slippery Rock	L, 77-78
California(Pa.)	L, 66-81
Indiana(Pa.)	L, 61-69
Slippery Rock	W, 72-67
Gannon	L, 59-70
California(Pa.)	L, 70-85
Clarion	L, 66-72
Fredonia State	W, 70-51
Alliance	W, 67-62
Grove City	L, 63-71
Clarion	L, 61-66
Thiel	W, 68-62

1955-56 Record: 3-17

Allegheny	L, 62-95
Alliance	L, 53-69
Indiana(Pa.)	L, 76-91
Grove City	L, 52-61
Fredonia State	W, 56-54
Allegheny	L, 74-84
Thiel	L, 63-75
Slippery Rock	L, 54-77
Gannon	L, 62-85
Slippery Rock	L, 65-80
Thiel	W, 77-70
Clarion	L, 57-68
California(Pa.)	L, 61-65
Fredonia State	L, 67-82
Indiana(Pa.)	L, 72-131
Alliance	W, 82-76
California(Pa.)	L, 64-86
Clarion	L, 64-91
Grove City	L, 74-76
Gannon	L, 55-71

The Bob Thurbon Era 23-37, 3 years

1956-57 Record: 5-14

Grove City	L, 81-104
Allegheny	L, 63-74
Thiel	L, 66-90
California(Pa.)	L, 73-110
Slippery Rock	L, 68-78
Grove City	L, 66-74
Grove City	L, 61-66
Fredonia State	W, 76-68
Gannon	L, 64-76
Alliance	W, 62-61
California(Pa.)	L, 88-92
Slippery Rock	L, 88-96
Clarion	W, 80-66
Gannon	L, 77-105
Lock Haven	L, 69-75
Lock Haven	W, 85-82
Thiel	W, 100-83

1957-58 Record: 10-11

Grove City	L, 64-72
------------	----------

Slippery Rock	W, 84-79
Alliance	L, 102-103
Fredonia State	W, 90-76
Thiel	W, 64-61
California(Pa.)	W, 65-60
Indiana(Pa.)	L, 63-96
Gannon	L, 52-60
Clarion	L, 92-110
Lock Haven	W, 76-74
Fredonia State	W, 83-69
Thiel	W, 75-67
California(Pa.)	L, 77-88
Slippery Rock	L, 94-97
Grove City	L, 54-71
Allegheny	W, 76-62
Cleveland State	W, 74-61
Alliance	W, 75-70
Indiana(Pa.)	L, 65-97
Clarion	L, 84-99
Gannon	L, 65-75

1958-59 Record: 8-12

Alliance	L, 75-80
Slippery Rock	W, 101-92
Grove City	W, 61-56
Thiel	W, 79-72
Gannon	L, 62-86
Clarion	L, 88-99
California(Pa.)	L, 91-99
Slippery Rock	L, 94-106
Thiel	W, 80-78
Fredonia State	W, 83-74
Lock Haven	L, 61-74
Mansfield	L, 56-99
Grove City	L, 66-75
Mansfield	L, 69-98
Alliance	W, 114-104
California(Pa.)	W, 102-93
Clarion	L, 104-112
Fredonia State	W, 99-72
Gannon	L, 77-79
Allegheny	L, 106-109

The Jim Smart Era 6-13, 1 year

# 1959-60

## Record: 6-13

Thiel	L, 78-86
Alliance	L, 81-82
Indiana (Pa.)	L, 85-103
Fredonia State	W, 84-73
Clarion	L, 80-91
California (Pa.)	L, 73-87
Indiana (Pa.)	L, 79-97
Grove City	L, 60-74
Slippery Rock	L, 61-66
Grove City	W, 76-68
Fredonia State	L, 64-76
Alliance	W, 62-61
California (Pa.)	L, 88-92 ot
Slippery Rock	L, 88-96
Clarion	W, 80-66
Gannon	L, 77-105
Lock Haven	L, 69-75
Lock Haven	W, 85-82
Thiel	W, 100-83



# All-Time Scores

Alliance	W, 88-75
Lock Haven	W, 77-60
Alliance	L, 64-77
Slippery Rock	W, 80-57
Indiana(Pa.)	L, 72-75
Roberts Wesleyan	W, 70-58
California (Pa.)	L, 68-77
Point Park	W, 71-54
Clarion	W, 72-52
Geneva	W, 77-74
Indiana(Pa.)	W, 73-60
California(Pa.)	L, 66-77

## The Jim McDonald Era 181-89, 12 years

### 1972-73

#### Record: 13-9

Mercyhurst	L, 64-71
at Ohio Wesleyan	W, 74-66
Allegheny	W, 74-66
Clarion	L, 59-76
Wilmington(Del.)	L, 67-69
at California(Pa.)	L, 61-67
Alliance	W, 70-64
Slippery Rock	L, 74-94
Muskingum	L, 48-59
at Point Park	W, 60-79
Bloomsburg	L, 66-75
Mount Union	W, 85-68
at Indiana(Pa.)	W, 78-68
Lock Haven	W, 93-60
Penn St. Behrend	W, 64-59
California(Pa.)	W, 67-66
at Clarion	L, 57-63
Alliance	L, 57-63
at Indiana(Pa.)	W, 86-76
Slippery Rock	W, 62-61
Lock Haven	W, 62-61

### 1970-71

#### Record: 16-8

at Grove City	W, 96-84
Alliance	W, 81-69
Lock Haven	W, 115-79
Slippery Rock	W, 88-76
Western Ontario	W, 116-62
at Clarion	L, 60-66
Ohio Wesleyan	W, 81-67
at Hiram	W, 87-50
Northern Michigan	W, 116-98
at Kenyon	L, 96-98
at California(Pa.)	W, 75-66
Mars Hill	W, 91-68
at Geneva	W, 96-75
at Slippery Rock	L, 73-77
Indiana(Pa.)	L, 64-84
at Lock Haven	L, 82-92
at Oneonta State	W, 91-64
California(Pa.)	W, 93-83
Clarion	L, 85-87
at AllianceW,	89-83
West Va. Wesleyan	W, 88-78
at Indiana(Pa.)	L, 61-69

### 1973-74

#### Record: 18-6

Penn St. Behrend	W, 101-64
Western Ontario	W, 108-61
Clarion	W, 95-80
Alliance	W, 122-72
at California(Pa.)	W, 76-50
at Slippery Rock	W, 82-81
Ashland Holiday Tournament	
vs. West Virginia St.	W, 90-68
at Ashland	W, 75-74
at Frostburg State	W, 87-59
at Lock Haven	L, 57-63
at Bloomsburg	L, 81-90
Point Park	W, 126-95
Frostburg State	W, 71-65
at Muskingum	L, 55-62
at Indiana(Pa.)	L, 76-86
Mercyhurst	W, 62-59
California(Pa.)	W, 81-51
at Clarion	W, 95-86
Lock Haven	W, 95-58
Indiana(Pa.)	L, 67-69
Slippery Rock	W, 101-95
at Alliance	W, 123-86

### 1974-75

#### Record: 22-5

Baldwin-Wallace	W, 95-72
at Clarion	W, 60-58
Mansfield	W, 76-60
California(Pa.)	W, 80-62
Slippery Rock	W, 94-71
Penn St. Behrend	W, 82-68
at Mercyhurst	W, 85-80
at Point Park	W, 88-78
at St. Vincent	W, 78-70
at Lock Haven	W, 67-61
Frostburg State	W, 93-75
L, 80-85	
St. Vincent	L, 84-85
Point Park	W, 80-70
Indiana(Pa.)	W, 75-66
Mercyhurst	W, 87-73
at California(Pa.)	W, 82-69
Clarion	W, 87-58
Lock Haven	L, 46-51
at Indiana(Pa.)	W, 100-77
Slippery Rock	W, 80-66
Alliance	W, 93-91
at Frostburg State	W, 93-91

## The Dave Rooney Era 17-9, 1 year

### 1971-72

#### Record: 17-9

Kenyon	W, 91-84
at Lock Haven	W, 85-82
Point Park	W, 73-71
at Geneva	W, 82-74
Clarion	L, 70-71
at Alma	W, 85-80
at Capital	L, 65-78
at Salem-Teikyo	W, 105-91
at Marietta	W, 94-87
at California(Pa.)	W, 82-76
at Alliance	L, 67-83
at Slippery Rock	L, 77-83
at Mount Union	L, 94-111
Alliance	W, 70-69
Slippery Rock	W, 90-87
at Indiana(Pa.)	W, 74-70
Wittenburg	L, 71-81
Lock Haven	W, 74-66
California (Pa.)	W, 87-74
at Clarion	L, 72-75
at Oneonta State	L, 62-87
Indiana (Pa.)	W, 76-74
Grove City	W, 72-62

NAIA District 18 Playoffs	at Slippery Rock W, 85-75
at Clarion	W, 81-78
NAIA National Tournament	vs. Westmont (Cal.) L, 72-91

PSAC Championship	at Mansfield L, 70-79
NAIA District 18 Playoffs	Slippery Rock W, 83-79
Indiana (Pa.)	W, 70-59
NAIA National Tournament	vs. Palm Beach Atlantic W, 94-86
vs. Alcorn State	L, 79-85

## The Guy Conti Era 140-98, 9 years

### 1975-76

#### Record: 24-5

vs. Mercyhurst*	W, 73-72
vs. West Georgia*	W, 84-78
at Baldwin-Wallace	W, 84-72
Gator Basketball Classic	
vs. Frostburg State	W, 78-71
at Allegheny	W, 95-84
Clarion	W, 68-65
Lock Haven	W, 88-56
St. VincentW,	88-69
Penn St. Behrend	W, 91-66

West Virginia Wesleyan	Tournament
vs. Alderson-Broaddus	at West Va. Wesleyan W, 73-68
at Frostburg State	W, 81-71
at Lock Haven	W, 80-62
at Slippery Rock	L, 67-68
at California(Pa.)	W, 72-61
Point Park	L, 64-69
at Indiana(Pa.)	W, 61-59
Alliance	W, 89-78
Mercyhurst	L, 72-73
at Clarion	W, 92-91
California(Pa.)	W, 80-66
Indiana(Pa.)	W, 67-64
Slippery Rock	W, 78-71
at St. Vincent	W, 83-81

PSAC Championships	Cheyney L, 77-78
NAIA District 18 Playoffs	Clarion W, 93-90
Indiana(Pa.)	W, 67-66
NAIA National Tournament	
vs. Gustavus	W, 88-73
Adolphus	W, 88-73
vs. Lake Superior St. L,	73-76

### 1976-77

#### Record: 11-12

Capital	W, 91-84
at Clarion	L, 86-87
Alliance	W, 99-85
at Mercyhurst	W, 70-69
Lock Haven	W, 63-58
Penn St. Behrend	W, 89-87
Shepherd Tournament	
vs. Wheeling Jesuit	L, 70-76
at Shepherd	L, 79-84
at St. Vincent	W, 85-80
at Point Park	L, 95-104
at Lock Haven	L, 55-56
California(Pa.)	W, 93-78
Mercyhurst	W, 71-67
at Pitt-Johnstown	L, 58-68
Clarion	W, 90-89
Slippery Rock	L, 71-74
Frostburg State	W, 90-87
at California(Pa.)	L, 82-106
at Indiana(Pa.)	L, 88-94
Indiana(Pa.)	L, 77-88
at Slippery Rock	L, 57-76
Pitt-Johnstown	W, 95-90
Gannon	L, 73-75

### 1977-78

#### Record: 9-15 Concord Thanksgiving Tournament

vs. Atlantic Christian W,	90-79
at Concord	W, 73-67
Mercyhurst	L, 52-61
Pitt-Johnstown	L, 77-79
Alliance	W, 77-59
Lock Haven	W, 64-54
at California (Pa.)	L, 85-87
Oberlin	W, 85-78
Penn St. Behrend	W, 82-70

### 1980-81

#### Record: 7-17

Westminster	L, 64-78
LaRoche	L, 59-62
at Gannon	L, 43-61
Pitt-Bradford	L, 63-77
Penn St. Behrend	L, 54-55
vs. LaRoche	L, 66-88
vs. Slippery Rock	W, 88-78
at Mercyhurst	L, 68-73
at Clarion	L, 85-86
at Lock Haven	L, 92-97
2ot	
at Point Park	L, 69-75
California(Pa.)	L, 60-62
at Indiana(Pa.)	L, 72-96
Slippery Rock	W, 75-72
at St. Vincent	L, 61-77
Mercyhurst	L, 83-74
Clarion	L, 82-86
Lock Haven	W, 58-57
Alliance	W, 87-66
at California(Pa.)	W, 67-57
Indiana(Pa.)	L, 55-62
Gannon	L, 57-70
at Slippery Rock	W, 84-74

### 1978-79

#### Record: 11-14

at Fairmont State	L, 82-107
vs. West Va. Wesleyan	L, 77-92
Alliance	W, 87-56
Daemen	W, 107-85
at Oberlin	L, 61-73
at Pitt-Johnstown	W, 78-74
at Mercyhurst	L, 58-65
Penn St. Behrend	L, 74-83
at Washington & Lee	L, 72-76
at Geneva	W, 78-70
Slippery Rock	L, 67-68
at Point Park	L, 49-81
at Lock Haven	W, 63-57
California(Pa.)	W, 79-75
at Clarion	L, 65-69
Indiana(Pa.)	L, 58-75
Mercyhurst	L, 82-84
at St. Vincent	W, 77-68
Slippery Rock	W, 76-74
Gannon	W, 79-76
Lock Haven	W, 69-68
at California(Pa.)	L, 73-75
2ot	
Clarion	L, 84-96
at Indiana(Pa.)	L, 90-99
2ot	
at Gannon	W, 90-79

### 1979-80

#### Record: 21-6

Carnegie-Melon	W, 80-74
at Westminster	W, 62-42
Gannon	W, 70-68
Mercyhurst	L, 84-86
Pitt-Johnstown	W, 103-78
at Penn St. Behrend	W, 64-59
vs. St. Lawrence	L, 82-86
vs. Lock Haven	W, 75-74
Daemen	W, 102-77
Indiana(Pa.)	L, 59-64
at Pitt-Johnstown	W, 62-60
California(Pa.)	W, 90-73
at Lock Haven	L, 69-80
at Slippery Rock	W, 50-48
Clarion	W, 52-50
2ot	
at Mercyhurst	W, 80-74
St. VincentW,	75-52
at Indiana(Pa.)	W, 65-63
Point Park	W, 67-66

at California(Pa.)	W, 68-66
Lock Haven	W, 85-79
at AllianceW,	84-71
Slippery Rock	W, 81-74
at Clarion	L, 71-84
at Gannon	W, 83-78
NAIA District 18 Playoffs	
vs. Penn St. Behrend	W, 62-55
vs. Clarion	L, 72-80

### 1980-81

#### Record: 7-17

Westminster	L, 64-78
LaRoche	L, 59-62
at Gannon	L, 43-61
Pitt-Bradford	L, 63-77
Penn St. Behrend	L, 54-55
vs. LaRoche	L, 66-88
vs. Slippery Rock	W, 88-78
at Mercyhurst	L, 68-73
at Clarion	L, 85-86
at Lock Haven	L, 92-97
2ot	
at Point Park	L, 69-75
California(Pa.)	L, 60-62
at Indiana(Pa.)	L, 72-96
Slippery Rock	W, 75-72
at St. Vincent	L, 61-77
Mercyhurst	L, 83-74
Clarion	L, 82-86
Lock Haven	W, 58-57
Alliance	W, 87-66
at California(Pa.)	W, 67-57
Indiana(Pa.)	L, 55-62
Gannon	L, 57-70
at Slippery Rock	W, 84-74

### 1981-82

#### Record: 22-8

vs. West Liberty	W, 69-65
at Fairmont State	L, 59-90
at Pitt-Bradford	L, 81-91
Gannon	L, 56-66
at Penn St. Behrend	W, 60-58
Alliance	W, 63-50
at Robert Morris	L, 58-60
Mercyhurst	W, 70-62
vs. Swarthmore	W, 46-41
at Allegheny	W, 67-66
Slippery Rock	L, 51-56
California(Pa.)	W, 78-68
at Pitt-Johnstown	W, 74-71
at Lock Haven	W, 64-63
Clarion	W, 63-60
Daemen	W, 88-84
at Indiana(Pa.)	L, 59-63
Grove City	W, 54-40
at LaRoche	W, 76-68
at Slippery Rock	W, 78-58
at California(Pa.)	W, 81-76
at Mercyhurst	W, 65-60
Lock Haven	W, 77-71
at Clarion	W, 79-76
at Gannon	W, 77-63
Indiana(Pa.)	W, 63-60

Pa. Conference Playoffs	at Indiana(Pa.) L, 69-96
-------------------------	--------------------------

### 1981-82

#### Record: 22-8

vs. West Liberty	W, 69-65
at Fairmont State	L, 59-90
at Pitt-Bradford	L, 81-91
Gannon	L, 56-66
at Penn St. Behrend	W, 60-58
Alliance	W, 63-50
at Robert Morris	L, 58-60
Mercyhurst	W, 70-62
vs. Swarthmore	W, 46-41
at Allegheny	W, 67-66
Slippery Rock	L, 51-56
California(Pa.)	W, 78-68
at Pitt-Johnstown	W, 74-71
at Lock Haven	W, 64-63
Clarion	W, 63-60
Daemen	W, 88-84
at Indiana(Pa.)	L, 59-63
Grove City	W, 54-40
at LaRoche	W, 76-68
at Slippery Rock	W, 78-58
at California(Pa.)	W, 81-76
at Mercyhurst	W, 65-60
Lock Haven	W, 77-71
at Clarion	W, 79-76
at Gannon	W, 77-63
Indiana(Pa.)	W, 63-60

Pa. Conference Playoffs	vs. Clarion W, 58-53
at Bloomsburg	L, 67-83
NCAA Div. II East Regionals	Bloomsburg L, 50-53
Monmouth	W, 56-53

at California(Pa.)	L, 65-73
--------------------	----------

at California(Pa.)	L, 65-73
--------------------	----------

at California(Pa.)	L, 65-73
--------------------	----------

at California(Pa.)	L, 65-73
--------------------	----------

at California(Pa.)	L, 65-73
--------------------	----------

at California(Pa.)	L, 65-73
--------------------	----------

at California(Pa.)	L, 65-73
--------------------	----------

at California(Pa.)	L, 65-73
--------------------	----------

at California(Pa.)	L, 65-73
--------------------	----------

at California(Pa.)	L, 65-73
--------------------	----------

at California(Pa.)	L, 65-73
--------------------	----------



## All-Time Scores

Point Park	W, 81-64	Lock Haven	W, 81-64	Record: 17-11	Record: 17-11	Record: 17-11	Record: 17-11
Mercyhurst	W, 91-69	at Gannon	W, 91-79	Cal.Pa) Holiday Inn Classic	Cal.Pa) Holiday Inn Classic	Cal.Pa) Holiday Inn Classic	Cal.Pa) Holiday Inn Classic
at Ashland	L, 74-76	at Slippery Rock	W, 75-64	vs. Dist. of Columbia L, 62-67	vs. Dist. of Columbia L, 62-67	vs. Dist. of Columbia L, 62-67	vs. Dist. of Columbia L, 62-67
Gannon	W, 78-51	Shippensburg	W, 80-70	vs. West Virginia	vs. West Virginia	vs. West Virginia	vs. West Virginia
Thiel	W, 116-67	Indiana(Pa.)	W, 95-90	Wesleyan	W, 65-55	Wesleyan	W, 65-55
Lake Erie	W, 106-64	Pitt-Johnstown	W, 95-83	Gannon	L, 60-74	Gannon	L, 60-74
Hillsdale	W, 90-70	at Clarion	L, 68-76	West Chester	W, 79-70	West Chester	W, 79-70
at Gannon	L, 85-92	at California(Pa.)	L, 70-89	at Mercyhurst	W, 60-58	at Mercyhurst	W, 60-58
Daemen	W, 103-54	PSAC Playoffs		Bloomsburg	L, 60-69	Bloomsburg	L, 60-69
Salem-Teikyo	W, 75-67	Clarion	W, 77-67	East Stroudsburg	W, 70-69	East Stroudsburg	W, 70-69
Clarion	W, 93-71	Bloomsburg	W, 72-67	vs. Bowie State	L, 75-90	vs. Bowie State	L, 75-90
California(Pa.)	L, 59-71	West Chester	W, 83-77	vs. West Liberty St.	W, 89-67	vs. West Liberty St.	W, 89-67
at Mercyhurst	W, 99-90	NCAA Div. II East Regionals		at Mansfield	W, 85-80	at Mansfield	W, 85-80
Ohio Valley	W, 117-69	vs. California(Pa.)	W, 83-78	Lake Erie	W, 74-67	Lake Erie	W, 74-67
at Shippensburg	W, 94-83	at Salem-Teikyo	L, 83-91	at Kutztown	L, 72-81	at Kutztown	L, 72-81
Indiana(Pa.)	L, 73-74	2000-01		at Cheyney	W, 60-57	at Cheyney	W, 60-57
at Lock Haven	W, 96-87	Record: 16-12		at Slippery Rock	W, 90-67	at Slippery Rock	W, 90-67
Pitt-Johnstown	W, 89-84	at Central St. (Oh.)	L, 68-80	Lock Haven	W, 74-72	Lock Haven	W, 74-72
Slippery Rock	W, 91-40	Point Park	L, 70-78	Indiana(Pa.)	W, 73-71	Indiana(Pa.)	W, 73-71
at California(Pa.)	L, 64-79	St. Rose	W, 50-48	Shippensburg	W, 70-58	Shippensburg	W, 70-58
at Clarion	W, 103-95	Wheeling Jesuit	W, 92-63	at California(Pa.)	L, 44-58	at California(Pa.)	L, 44-58
at Indiana(Pa.)	L, 86-96	Mercyhurst	W, 82-56	at Clarion	L, 49-74	at Clarion	L, 49-74
Shippensburg	W, 96-69	Central State(Oh.)	W, 68-54	at Lock Haven	W, 69-66	at Lock Haven	W, 69-66
at Slippery Rock	W, 89-82	Lake Erie	W, 89-65	Slippery Rock	W, 66-60	Slippery Rock	W, 66-60
Lock Haven	W, 75-62	Gannon	L, 52-58	at Shippensburg	W, 71-60	at Shippensburg	W, 71-60
PSAC Playoffs		at Mercyhurst	L, 64-75	at Indiana(Pa.)	L, 59-88	at Indiana(Pa.)	L, 59-88
NCAA Div. II East Regionals		vs. Assumption	W, 94-84	Clarion	W, 57-43	Clarion	W, 57-43
vs. Bloomsburg	W, 90-82	at Gannon	L, 70-79	California(Pa.)	L, 59-73	California(Pa.)	L, 59-73
at California(Pa.)	L, 76-84	at Clarion	L, 81-88	PSAC Playoffs		PSAC Playoffs	
2000-01		at California(Pa.)	L, 69-81	Clarion	L, 63-76	Clarion	L, 63-76
Record: 13-14		Lake Superior St.	W, 85-76	2001-02		2001-02	
at St. Rose	L, 60-79	at Mansfield	L, 88-91 ot	Record: 18-9		Record: 18-9	
Columbia Union	L, 74-79	Shippensburg	W, 75-62	at Gannon	L, 69-72	at Gannon	L, 69-72
Point Park	W, 90-81	Indiana(Pa.)	W, 71-69	Wooster	L, 57-72	Wooster	L, 57-72
at Gannon	L, 82-94	Lock Haven	W, 80-70	at Mercyhurst	L, 68-74	at Mercyhurst	L, 68-74
at Salem-Teikyo	L, 58-79	at Slippery Rock	L, 86-92	at East Stroudsburg	W, 74-67	at East Stroudsburg	W, 74-67
Ashland	W, 106-81	California(Pa.)	L, 54-69	at Kutztown	W, 80-77 ot	at Kutztown	W, 80-77 ot
at West Va. Wesleyan	L, 58-61	Clarion	W, 63-57	Columbia Union	W, 76-68	Columbia Union	W, 76-68
Lake Erie	W, 91-57	Mansfield	W, 71-59	at Millersville	L, 69-79	at Millersville	L, 69-79
at Mercyhurst	L, 67-78	at Indiana(Pa.)	L, 62-84	at Allegheny	W, 83-78	at Allegheny	W, 83-78
Daemen	W, 89-58	at Shippensburg	W, 61-47	Lake Erie	W, 92-83 ot	Lake Erie	W, 92-83 ot
at Slippery Rock	W, 77-71 ot	Slippery Rock	W, 62-52	Cheyney	W, 66-63	Cheyney	W, 66-63
Lock Haven	W, 82-70	at Lock Haven	W, 73-67	West Chester	L, 57-71	West Chester	L, 57-71
Indiana(Pa.)	W, 90-70	PSAC Playoffs		California(Pa.)	W, 88-73	California(Pa.)	W, 88-73
Shippensburg	W, 75-63	at Indiana(Pa.)	W, 63-61	Mansfield	W, 77-72	Mansfield	W, 77-72
Mercyhurst	W, 76-73 ot	at Bloomsburg	L, 68-80	Bloomsburg	W, 84-69	Bloomsburg	W, 84-69
at California(Pa.)	L, 72-75	2000-01		Clarion	W, 76-62	Clarion	W, 76-62
at Clarion	L, 59-77	Record: 13-13		at Shippensburg	W, 74-66	at Shippensburg	W, 74-66
at Lock Haven	W, 71-68	vs. West Liberty	W, 99-85	Mercyhurst	W, 83-70	Mercyhurst	W, 83-70
Gannon	L, 95-99	vs. Wheeling Jesuit	W, 77-57	at Lock Haven	W, 82-72	at Lock Haven	W, 82-72
Slippery Rock	W, 95-67	at Mercyhurst	L, 86-90	at Indiana(Pa.)	L, 63-81	at Indiana(Pa.)	L, 63-81
at Shippensburg	L, 74-86	2ot		at California(Pa.)	L, 72-101	at California(Pa.)	L, 72-101
at Indiana(Pa.)	L, 91-95 ot	Allegheny	W, 87-74	Slippery Rock	W, 80-66	Slippery Rock	W, 80-66
at Pitt-Johnstown	L, 84-100	Point Park	W, 100-72	at Clarion	L, 74-78	at Clarion	L, 74-78
Pitt-Bradford	W, 96-79	at Gannon	L, 79-96	Indiana(Pa.)	W, 77-75	Indiana(Pa.)	W, 77-75
Clarion	W, 87-81	Mercyhurst	W, 60-57	Shippensburg	W, 83-75	Shippensburg	W, 83-75
California(Pa.)	L, 79-86	vs. Bryant	L, 59-78	at Slippery Rock	W, 75-64	at Slippery Rock	W, 75-64
Mansfield	L, 103-117	vs. Bloomsburg	L, 53-79	Lock Haven	W, 81-70	Lock Haven	W, 81-70
2000-01		vs. Franklin Pierce	L, 75-80	PSAC Playoffs		PSAC Playoffs	
Record: 26-8		Columbia Union	W, 104-80	at California(Pa.)	L, 70-82	at California(Pa.)	L, 70-82
vs. Southern		Clarion	W, 85-74 ot	2002-03		2002-03	
Connecticut	W, 88-77	California(Pa.)	L, 76-79	Record: 14-14		Record: 14-14	
vs. Columbus State	L, 80-87	at Ohio Valley	W, 86-74	West Va. Wesleyan	W, 80-61	West Va. Wesleyan	W, 80-61
vs. Northern State	L, 63-87	Mansfield	W, 96-85	vs. Dist. of Columbia	L, 66-83	vs. Dist. of Columbia	L, 66-83
West Va. Wesleyan	W, 77-76	at Shippensburg	W, 65-62	vs. Virginia State	L, 64-67	vs. Virginia State	L, 64-67
Gannon	L, 69-83	at Indiana(Pa.)	L, 61-74	at Gannon	L, 59-70	at Gannon	L, 59-70
Lake Erie	W, 90-69	Lock Haven	W, 69-62	at Mercyhurst	W, 65-45	at Mercyhurst	W, 65-45
Point Park	W, 116-57	Slippery Rock	L, 73-85	Mansfield	L, 67-72	Mansfield	L, 67-72
Hilbert	W, 94-61	at California(Pa.)	L, 65-74	Lake Erie	W, 88-69	Lake Erie	W, 88-69
at Pitt-Bradford	W, 57-53	at Clarion	L, 94-100	Kutztown	W, 77-55	Kutztown	W, 77-55
Mercyhurst	W, 79-65	2ot		Cheyney	L, 60-72	Cheyney	L, 60-72
at Wheeling Jesuit	W, 95-94	at Mansfield	L, 78-83	Mercyhurst	L, 46-62	Mercyhurst	L, 46-62
Roberts Wesleyan	W, 108-98	Indiana(Pa.)	L, 63-71	at Charleston(WV)	L, 64-79	at Charleston(WV)	L, 64-79
Slippery Rock	W, 80-73	Shippensburg	W, 84-61	at Millersville	L, 69-71 ot	at Millersville	L, 69-71 ot
at Lock Haven	W, 72-50	at Slippery Rock	L, 66-77	at West Chester	L, 59-75	at West Chester	L, 59-75
at Indiana(Pa.)	L, 82-88	at Lock Haven	W, 76-67	at Bloomsburg	W, 74-69	at Bloomsburg	W, 74-69
at Shippensburg	W, 84-75	2000-01		at East Stroudsburg	W, 68-65	at East Stroudsburg	W, 68-65
D'Youville	W, 79-50	Record: 21-7		Slippery Rock	W, 81-57	Slippery Rock	W, 81-57
Central State	W, 88-72	Lake Erie	W, 80-54	at Lock Haven	W, 75-58	at Lock Haven	W, 75-58
California(Pa.)	W, 93-84	Gannon	W, 91-80	at Indiana(Pa.)	L, 74-78	at Indiana(Pa.)	L, 74-78
at Mercyhurst	L, 63-89	2000-01		at Shippensburg	W, 63-50	at Shippensburg	W, 63-50
Clarion	W, 85-77	Record: 21-7		California(Pa.)	W, 75-69	California(Pa.)	W, 75-69
				Clarion	W, 64-60	Clarion	W, 64-60

The 2004-05 Fighting Scots - PSAC Champions

### *The 2004-05 Fighting Scots - PSAC Champions*

# The Honor Roll

## NABC All-Americans

<b>1995-96</b>	Tyrone Mason, G ( <i>1st team</i> )
<b>2001-02</b>	Kenny Tate, F ( <i>2nd team</i> )
<b>2004-05</b>	Jakim Donaldson, F ( <i>1st team</i> )

## NAIA All-Americans

<b>1964-65</b>	Dan Petchel ( <i>2nd team</i> )
<b>1965-66</b>	Darryl Meacham ( <i>3rd team</i> )
<b>1967-68</b>	Frank Smith ( <i>3rd team</i> )
<b>1968-69</b>	Frank Smith ( <i>3rd team</i> )
<b>1971-72</b>	Fred Riley ( <i>3rd team</i> )
<b>1970-71</b>	Fred Riley ( <i>hon. mention</i> )
<b>1972-73</b>	Roy Stauffer ( <i>hon. mention</i> )
<b>1973-74</b>	Roy Stauffer ( <i>hon. mention</i> )
	Dennis Hampton ( <i>hon. mention</i> )
<b>1974-75</b>	Tim Smiley ( <i>hon. mention</i> )
<b>1975-76</b>	Tim Smiley ( <i>hon. mention</i> )

## NABC All-District

<b>1968-69</b>	Frank Smith ( <i>3rd team</i> )
<b>1975-76</b>	Tim Smiley ( <i>3rd team</i> )
<b>1976-77</b>	Tim Smiley ( <i>3rd team</i> )
<b>1978-79</b>	Don Lovett ( <i>3rd team</i> )
<b>1981-82</b>	Land Battle ( <i>2nd team</i> )
<b>1982-83</b>	Land Battle ( <i>2nd team</i> )
<b>1986-87</b>	Tom Taylor ( <i>2nd team</i> )
<b>1987-88</b>	Jose Davis ( <i>2nd team</i> )
<b>1988-89</b>	Billy Wade ( <i>2nd team</i> )
<b>1989-90</b>	Billy Wade ( <i>1st team</i> )
<b>1990-91</b>	Sterling Washington ( <i>2nd team</i> )
<b>1991-92</b>	Adam Cheek ( <i>2nd team</i> )
<b>1992-93</b>	Adam Cheek ( <i>1st team</i> )
<b>1993-94</b>	Price Williams ( <i>1st team</i> )
<b>1994-95</b>	Tyrone Mason ( <i>1st team</i> )
<b>1995-96</b>	Tyrone Mason ( <i>1st team</i> )
<b>1999-00</b>	Kenny Tate ( <i>1st team</i> )
	Adam Kaufman ( <i>2nd team</i> )
<b>2000-01</b>	Kenny Tate ( <i>2nd team</i> )
	Adam Kaufman ( <i>2nd team</i> )
<b>2001-02</b>	Kenny Tate ( <i>1st team</i> )
<b>2004-05</b>	Jakim Donaldson ( <i>1st team</i> )

## All-PSAC West

**1961-62** Ken Barker (*hon. mention*)  
Jim Sims (*hon. mention*)  
Wendell Rojik (*hon. mention*)



**1962-63** Dan Petchel (*1st team*)  
Ken Barker (*hon. mention*)

**1963-64** Dan Petchel (*1st team*)


**1964-65** Dan Petchel (*1st team*)  
Dave Shenelt (*hon. mention*)

**1965-66** Darryl Meacham (*1st team*)  
Dave Shenefeld (*2nd team*)  
Don Dougan (*2nd team*)


**1966-67** Lynn Nelson (*1st team*)  
Butch Hurley (*hon. mention*)  
Harry Jenkins (*hon. mention*)  
Tim Maloney (*hon. mention*)  
Darryl Meacham (*hon. mention*)

**Jakim Donaldson**

**Adam Kaufman**

**Tyrone Mason**

**Tim Smiley**



**Kenny Tate**


<b>1967-68</b>	Frank Smith ( <i>hon. mention</i> ) Don Dougan ( <i>1st team</i> ) Frank Smith ( <i>1st team</i> ) Harry Jenkins ( <i>2nd team</i> ) Jim Robinson ( <i>2nd team</i> ) Mick Unick ( <i>2nd team</i> )	<b>1987-88</b>	Tom Taylor ( <i>2nd team</i> ) Jose Davis ( <i>1st team</i> ) Ricky Jordan ( <i>2nd team</i> ) Billy Wade ( <i>1st team</i> )
<b>1968-69</b>	Frank Smith ( <i>1st team</i> ) Rod Herron ( <i>2nd team</i> ) Harry Jenkins ( <i>2nd team</i> )	<b>1988-89</b>	Billy Wade ( <i>1st team</i> )
<b>1969-70</b>	Art Dickinson ( <i>1st team</i> ) Jim Prokell ( <i>1st team</i> ) Dave Knowlton ( <i>1st team</i> )	<b>1989-90</b>	Billy Wade ( <i>1st team</i> )
<b>1970-71</b>	Fred Riley ( <i>1st team</i> ) Jim Prokell ( <i>1st team</i> ) Dave Knowlton ( <i>2nd team</i> )	<b>1990-91</b>	Sterling Washington ( <i>1st team</i> )
<b>1971-72</b>	Fred Riley ( <i>1st team</i> ) Jim Prokell ( <i>1st team</i> ) Jim Romaniszyn ( <i>2nd team</i> )	<b>1991-92</b>	Adam Cheek ( <i>1st team</i> ) Aaron Brown ( <i>2nd team</i> ) Price Williams ( <i>2nd team</i> )
<b>1972-73</b>	Roy Stauffer ( <i>hon. mention</i> ) Roy Stauffer ( <i>1st team</i> ) Larry Betar ( <i>2nd team</i> )	<b>1992-93</b>	Adam Cheek ( <i>1st team</i> ) Sean Gibson ( <i>2nd team</i> )
<b>1973-74</b>	Roy Stauffer ( <i>1st team</i> ) Dennis Hampton ( <i>2nd team</i> ) James Boyd ( <i>2nd team</i> )	<b>1993-94</b>	Price Williams ( <i>1st team</i> ) Tyrone Mason ( <i>2nd team</i> )
<b>1974-75</b>	Charlie Hickox ( <i>2nd team</i> ) Tim Smiley ( <i>1st team</i> ) Charlie Hickox ( <i>2nd team</i> )	<b>1994-95</b>	Tyrone Mason ( <i>1st team</i> ) Philip Melton ( <i>2nd team</i> )
	Larry Betar ( <i>2nd team</i> ) Don Childs ( <i>2nd team</i> ) Don Gerdich ( <i>hon. mention</i> )	<b>1995-96</b>	Tyrone Mason ( <i>1st team</i> )
<b>1975-76</b>	Gary Stanton ( <i>hon. mention</i> ) Dennis Hampton ( <i>1st team</i> ) Tim Smiley ( <i>1st team</i> )	<b>1996-97</b>	Antoine Jefferson ( <i>2nd team</i> ) Tim Miller ( <i>2nd team</i> )
<b>1976-77</b>	Gary Stanton ( <i>1st team</i> ) Tim Smiley ( <i>2nd team</i> ) Don Lovett ( <i>hon. mention</i> )	<b>1997-98</b>	Warren Chance ( <i>1st team</i> ) Dwayne Butler ( <i>2nd team</i> ) Adam Kaufman ( <i>2nd team</i> )
<b>1977-78</b>	Gary Stanton ( <i>1st team</i> ) Rick Federici ( <i>2nd team</i> ) Don Lovett ( <i>2nd team</i> )		Jesse Ogden ( <i>2nd team</i> ) Amos Upshaw ( <i>2nd team</i> )
<b>1978-79</b>	Don Lovett ( <i>1st team</i> ) Melvin Hooker ( <i>2nd team</i> ) Tyrone Tillman ( <i>2nd team</i> )	<b>1998-99</b>	Adam Kaufman ( <i>1st team</i> ) Michael Johnson ( <i>2nd team</i> )
<b>1979-80</b>	Melvin Hooker ( <i>1st team</i> ) Don Lovett ( <i>1st team</i> ) Tyrone Tillman ( <i>hon. mention</i> )	<b>1999-00</b>	Adam Kaufman ( <i>1st team</i> ) Kenny Tate ( <i>1st team</i> )
<b>1980-81</b>	Land Battle ( <i>2nd team</i> ) Steve Senko ( <i>2nd team</i> )	<b>2000-01</b>	Adam Kaufman ( <i>1st team</i> ) Kenny Tate ( <i>1st team</i> ) Blake Johnson ( <i>2nd team</i> )
<b>1981-82</b>	Land Battle ( <i>1st team</i> ) Steve Senko ( <i>1st team</i> )	<b>2001-02</b>	Kenny Tate ( <i>1st team</i> )
<b>1982-83</b>	Land Battle ( <i>1st team</i> ) Steve Senko ( <i>1st team</i> ) Brian Simmons ( <i>2nd team</i> )	<b>2002-03</b>	Jakim Donaldson ( <i>1st team</i> ) Rob Sims ( <i>1st team</i> )
	Edwin Wright ( <i>2nd team</i> )	<b>2003-04</b>	Jakim Donaldson ( <i>1st team</i> ) Rob Sims ( <i>2nd team</i> )
<b>1983-84</b>	Edwin Wright ( <i>1st team</i> ) Earl Minor ( <i>2nd team</i> )	<b>2004-05</b>	Jakim Donaldson ( <i>1st team</i> ) Ron Sims ( <i>2nd team</i> )
<b>1984-85</b>	Earl Minor ( <i>1st team</i> ) Tom Taylor ( <i>1st team</i> )		
<b>1985-86</b>	Tom Taylor ( <i>1st team</i> ) Terrence Jenkins ( <i>1st team</i> )		
<b>1986-87</b>	Jose Davis ( <i>2nd team</i> )		



All-Time vs. Opponents

Opponent	First Meeting	Last Meeting	Won	Lost	Opponent	First Meeting	Last Meeting	Won	Lost
Akron	1982-83	1986-87	0	3	Long Beach State	1968-69	1968-69	0	1
Alaska-Anchorage	1992-93	1992-93	0	2	Los Angeles State	1968-69	1968-69	1	0
Alaska-Fairbanks	1992-93	1992-93	0	2	Malone	1993-94	1994-95	1	1
Alcorn State	1974-75	1974-75	0	1	Mansfield	1958-59	2004-05	14	13
Alderson-Broadbuss	1975-76	1987-88	2	1	Marietta	1971-72	1971-72	1	0
Allegheny	1930-31	2001-02	14	14	Mars Hill	1970-71	1970-71	1	0
Alliance	1930-31	1985-86	55	25	Mercy	1986-87	1986-87	1	0
Alma	1971-72	1971-72	1	0	Mercyhurst	1972-73	2004-05	39	23
Ashland	1929-30	1996-97	2	2	Michigan Lutheran	1965-66	1965-66	1	0
Assumption	1984-85	1998-99	1	1	Midwestern State(Tx.)	1986-87	1986-87	0	1
Atlantic Christian	1977-78	1977-78	1	0	Millersville	1985-86	2004-05	4	8
Baldwin-Wallace	1963-64	1975-76	3	1	Monmouth	1981-82	1981-82	1	0
Bloomsburg	1963-64	2004-05	9	8	Morgan State	1977-78	1977-78	0	1
Bluffton	1962-63	1962-63	1	0	Mount Union	1960-61	1972-73	1	2
Bowie State	2002-03	2002-03	0	1	Mount Vernon Nazarene	1990-91	1990-91	1	0
Bridgeport	1994-95	1994-95	1	0	Muskingum	1972-73	1973-74	0	2
Bryant	1999-00	1999-00	0	1	Northern Michigan	1969-70	1984-85	1	2
Buffalo, Univ. at	1948-49	1951-52	1	3	Northern State	1997-98	1997-98	0	1
Buffalo State	1929-30	1946-47	1	2	Oakland	1990-91	1990-91	0	2
California(Pa.)	1928-29	2004-05	69	80	Oberlin	1977-78	1978-79	1	1
Cal St.-Fullerton	1968-69	1968-69	1	0	Ohio Chiropody	1936-37	1940-41	7	0
Canisius	1929-30	1941-42	0	3	Ohio Valley	1995-96	2004-05	4	0
Capital	1971-72	1976-77	1	1	Ohio Wesleyan	1970-71	1972-73	2	0
Carnegie-Mellon	1961-62	1979-80	1	2	Oneonta State	1970-71	1971-72	1	1
Central Michigan	1965-66	1965-66	0	1	Palm Beach Atlantic	1974-75	1974-75	1	0
Central State(Oh.)	1984-85	1998-99	4	2	Penn State Behrend	1972-73	1989-90	15	2
Charleston(WV.), Univ. of	2003-04	2004-05	1	1	Penn State McKeesport	2004-05	2004-05	1	0
Cheyney	1965-66	2004-05	7	9	Penn State New Kensington	2004-05	2004-05	1	0
Clarion	1928-29	2004-05	84	65	Pitt-Bradford	1980-81	1997-98	5	3
Clark(Ga.)	1986-87	1986-87	1	0	Pitt-Johnstown	1969-70	1997-98	17	4
Cleveland State	1946-47	1967-68	8	5	Point Park	1969-70	1999-00	16	10
Columbia Union	1989-90	2001-02	8	1	Quincy	1984-85	1986-87	1	1
Columbus State(Ga.)	1997-98	1997-98	0	1	Robert Morris	1981-82	1985-86	0	2
Concord	1977-78	1977-78	1	0	Roberts Wesleyan	1961-62	1997-98	6	1
Concordia	1987-88	1987-88	1	0	St. Francis(Pa.)	1988-89	1988-89	0	1
C.W. Post	1984-85	1984-85	0	1	St. Lawrence	1979-80	1979-80	0	1
Daemen	1978-79	1996-97	9	0	St. Mary's	1939-40	1939-40	1	0
Davis & Elkins	1982-83	1993-94	3	0	St. Rose	1996-97	1998-99	1	1
Desalles	1940-41	1940-41	1	0	St. Vincent	1974-75	1987-88	10	3
District of Columbia	2002-03	2003-04	0	2	Salem-Teikyo	1947-48	1997-98	2	3
Dowling	1989-90	1989-90	1	0	Sam Houston State	1984-85	1984-85	1	0
Dyke	1986-87	1988-89	1	1	Shepherd	1976-77	1976-77	0	1
D'Youville	1997-98	1997-98	1	0	Shippensburg	1987-88	2004-05	28	9
East Carolina	1985-86	1986-87	0	2	Slippery Rock	1928-29	2004-05	77	70
East Stroudsburg	1989-90	2004-05	7	1	Southern Connecticut State	1997-98	1997-98	1	0
Erie Branch	1930-31	1930-31	2	0	Stonehill	1991-92	1991-92	1	0
Fairmont State	1978-79	1993-94	4	5	Swarthmore	1981-82	1981-82	1	0
Findlay	1933-34	1933-34	0	1	Teikyo-Post	1992-93	1992-93	1	0
Franklin Pierce	1999-00	1999-00	0	1	Thiel	1995-96	1995-96	25	10
Fredonia State	1928-29	1969-70	49	7	Tiffin	1983-84	1983-84	1	0
Frostburg State	1973-74	1976-77	7	0	Virginia State	2003-04	2003-04	0	1
Gannon	1948-49	2004-05	27	55	Virginia Union	1988-89	2004-05	0	2
Geneva	1951-52	1985-86	6	7	Wabash	1985-86	1985-86	0	1
Georgia State	1977-78	1977-78	1	0	Walsh	1964-65	1966-67	2	0
Grove City	1949-50	1983-84	13	18	Washington & Lee	1978-79	1978-79	0	1
Gustavus Adolphus	1975-76	1975-76	1	0	Wayland Baptist	1991-92	1991-92	0	1
Hanover	1983-84	1983-84	0	1	Waynesburg	1929-30	1967-68	4	0
Hilbert	1997-98	1997-98	1	0	West Chester	1929-30	2004-05	4	7
Hillsdale	1995-96	1995-96	1	0	Western Ontario	1970-71	1973-74	2	0
Hiram	1970-71	1970-71	1	0	West Georgia	1975-76	1975-76	1	0
Indiana(Pa.)	1928-29	2004-05	63	83	West Liberty	1981-82	2002-03	3	0
Kanty College	1928-29	1928-29	1	0	Westminster	1933-34	1980-81	1	5
Kent State	1937-38	1937-38	0	1	Westmont(Ca.)	1971-72	1971-72	0	1
Kenyon	1968-69	1971-72	2	1	West Virginia State	1973-74	1973-74	1	0
Kutztown	1930-31	2004-05	10	1	West Virginia Tech	1987-88	1991-92	2	0
Lake Erie	1993-94	2003-04	9	0	West Virginia Wesleyan	1966-67	2004-05	9	7
Lake Superior State	1975-76	1998-99	1	1	Wheeling Jesuit	1976-77	1999-00	3	1
LaRoche	1980-81	1986-87	5	2	Wilmington(De.)	1972-73	1972-73	0	1
Lawrence Tech	1939-40	1942-43	2	2	Wisconsin	1969-70	1969-70	0	1
LeMoyne	1986-87	1993-94	2	1	Wittenberg	1971-72	1971-72	0	1
Lincoln(Pa.)	1989-90	1989-90	1	0	Wooster	2001-02	2001-02	0	1
Lock Haven	1957-58	2004-05	79	17	Wright State	1983-84	1986-87	1	2
					Youngstown YMCA	1928-29	1928-29	1	1

This is Edinboro University



Edinboro University of Pennsylvania is the largest comprehensive four-year university in northwestern Pennsylvania. Its 585-acre campus is home to some 8,000 students studying in more than 100 academic programs. The University's programs in art, criminal justice, and speech language pathology, among others, have earned regional and national recognition and accolades, and the campus is ranked among the top 10 in the nation for the services provided for students with disabilities. In 2003 the University's instnutional accreditation with the Commission on Higher Education Middle States Association of Colleges and Schools was reaffirmed with commendation for ten years. In the 2006-07 academic year, the University will celebrate its

Sesquicentennial recognizing 150 years of service to the Commonwealth of Pennsylvania and beyond.

Edinboro is situated just 100 miles from the metropolitan areas of Cleveland, Buffalo and Pittsburgh, and less than 20 miles south of the city of Erie – Pennsylvania's fourth largest city. Meadville, the seat of Crawford County, is approximately 20 miles south of Edinboro.

The University's Baron-Forness Library has more than 480,000 bound volumes and 1.3 million microform units, along with an online catalog, access to numerous online databases and electronic reserves. The building is equipped with a wireless network, computer labs and equipment to assist users with visual impairments.

The main campus also includes a modern University Center, planetarium, observatory, reading clinic, speech and hearing clinic, science and robotics labs, writing center, numerous computer labs with the latest hardware and software, three art galleries, an animation studio, campus radio and television stations, health center, counseling center, and much more – all accessible for people with disabilities. The recently renovated and expanded Crawford Center for Health and Physical Education and Disability Resources rivals any facility of ots kind in the nation.

In addition to a five-acre lake and wooded areas, there are 43 buildings on the spacious Edinboro Campus, including six residence halls with private or shared rooms, co-ed housing, honors housing, and living-learned floors – all are wired for voice, video and data.

Edinboro University also operates centers in Erie and Meadville. Edinboro University in Erie – The Porreco Center is a beautiful 27-acre campus that includes classrooms, a computer laboratory, and a unique facility for small conferences, business meetings, and special events. Edinboro University in Meadville is located in the city's historic Bessemer Building.

Dr. Frank G. Pogue

President, Edinboro University of Pennsylvania



Frank G. Pogue was appointed the 15th president of Edinboro University of Pennsylvania on July 1, 1996.

A sociologist, Dr. Pogue holds a bachelor's degree from Alabama State University, a master's degree from Atlanta University, and a Ph.D. from the University of Pittsburgh.

Prior to his presidency at Edinboro University, Dr. Pogue was the vice chancellor for student affairs and special programs at the State University of New York (SUNY) Central

Administration in Albany, serving in that position for 10 years. While vice chancellor, he also served for one year as interim president at the SUNY College at Cobleskill. Prior to his assignment in the SUNY Central Administration, President Pogue was vice president for student affairs, associate vice president for research and educational development, dean of undergraduate studies, and a department chairperson, all at SUNY at Albany.

Dr. Pogue participates in national, regional and statewide leadership groups. He serves as a member of the American Council on Education (ACE) Commission on Women in Higher Education which provides counsel to ACE on policies related to women in higher education and advises on other concerns related to expanded roles and equal opportunity for women in higher education. He is a member of the American Association of State Colleges and Universities (AASCU) Committee on Professional Development, Millennium Leadership Initiative and Christa McAuliffe Selection Committee. He was appointed in 2003 to the International Association of University Presidents Commission on Disarmament Education, Conflict Resolution and Peace. Since 1984, Dr. Pogue has served on the Commission on Higher Education Middle States Association of Colleges and Schools (MSA). Most recently, he served as President for the MSA Board of Trustees and as a member of its Executive Committee, and he is a former vice chair of the Commission's Executive Committee.

Dr. Pogue also serves on the Board of Trustees of the BACCHUS &

GAMMA Peer Education Network. He served for two years as chairperson of the Pennsylvania State System of Higher Education (SSHE) Commission for the Universities and Commission of Presidents Executive Committee. He is a member of the Executive Board of A Community of Agile Partners in Education (CAPE). In October 1996, Dr. Pogue was appointed by then Pennsylvania Governor Tom Ridge to the Governor's Commission on Academic Standards. In November 2002, he was appointed co-chair of the Higher Education Committee of Pennsylvania Governor Ed Rendell's Transition Team. In May, 2004, he was appointed to the Pennsylvania Department of Education Higher Education Advisory Board.

Locally, Dr. Pogue serves on the Boards of Directors for the Meadville Area Industrial Commission, the Erie Regional Chamber and Growth Partnership, and the Erie Philharmonic Orchestra. He serves on the Boards of Corporators for the Hamot Health Foundation, the Saint Vincent Health Center, and the Meadville Medical Center. He is a member of the Martin Luther King Center Scholarship Committee and an Honorary Member of the Erie Wolves Club. Dr. Pogue was chairperson of the Erie County Millennium Commission, the Erie County State Employees Combined Appeal (SECA) campaign in 2001 and 2002, and of the Erie Day School's Adopt-A-Scholar scholarship program (2000-01 and 2002-03). He was also a member of the Erie Mayor's Task Force on Public Safety. Dr. Pogue has served on the boards of directors for the United Way of Erie County and the Greater Erie County Chapter of the American Red Cross.

Dr. Pogue was honored by the Erie Area Chamber of Commerce with the Louis J. Tullio Community Service Award. The Greater Erie Community Action Committee (GECAC) honored him with the Paul P. Martin Community Service Award in 2000, and in 1999, the Distinguished Service Award for Leadership and Vision was presented to him by the SUNY at Albany Council of Trustees.

Dr. Pogue has shared his experiences and expertise in Edinboro University classrooms via guest lecturer presentations. He has also taught a course titled, "Special Topics in Sociology" for the Department of Sociology. He continues to enjoy working in the classroom environment.

Since becoming president, Dr. Pogue has created the concept and philosophy of the Edinboro Family, a learner-centered environment where students come first and are an integral part of a caring and supportive campus community.



# 2005-06 MEN'S BASKETBALL SCHEDULE

DATE	OPPONENT	TIME
Nov. 10	at Penn State (exhibition)	7:00 p.m.
15	WEST VA. WESLEYAN	7:00 p.m.
22	at Gannon	8:00 p.m.
26	PENN ST. MCKEESPORT	3:00 p.m.
29	LAKE ERIE	7:00 p.m.
Dec. 3	MANSFIELD	3:00 p.m.
4	EAST STROUDSBURG	3:00 p.m.
7	at Mercyhurst	8:00 p.m.
10	CHARLESTON(WV)	3:00 p.m.
20	BLOOMSBURG	7:30 p.m.
Jan. 3	at Alderson-Broadus	7:00 p.m.
7	at Millersville	3:00 p.m.
8	at Cheyney	3:00 p.m.
11	PSU NEW KENSINGTON	7:30 p.m.
14	at Kutztown	3:00 p.m.
15	at West Chester	3:00 p.m.
18	at Slippery Rock	8:00 p.m.
21	CALIFORNIA(PA)	3:00 p.m.
25	INDIANA(PA)	7:30 p.m.
28	at Lock Haven	3:00 p.m.
Feb. 1	CLARION	7:30 p.m.
4	at Shippensburg	3:00 p.m.
8	SLIPPERY ROCK	7:30 p.m.
11	at California(Pa.)	7:00 p.m.
15	at Indiana(Pa.)	7:30 p.m.
18	LOCK HAVEN	3:00 p.m.
22	at Clarion	8:00 p.m.
25	SHIPPENSBURG	3:00 p.m.



Dan Grabill



Chris Ravello



Joe Cephas