

EDINBORO



2003-2004
Men's Basketball

Scots Seek Fast Start, Fourth Straight PSAC Playoff Appearance

What a difference a year makes. The Edinboro University men's basketball team entered the 2002-03 season minus its top five scorers. Head coach Greg Walcavich was very candid during the preseason in stating that his team wasn't very good.

But in a testament to his coaching ability and the improvement his squad made from October to February, the Fighting Scots finished with a 17-11 record and placed second in the PSAC West. With seven letterwinners back, including three starters, plus the return of 2002 PSAC West Rookie of the Year Dan Grabill, the outlook is much brighter heading into the 2003-04 campaign.

"In addition, transfers Arvin Kottri and Rob Taylor should fortify the frontcourt. It's clearly different for us," admitted Walcavich. "We have enough people back that we have high expectations for ourselves. We have an opportunity to be a good basketball team.

"For the first time in three years we have a chance to be good when the season starts," he continued. "We've gotten off to slow starts the

last couple years. How all of it ends up translating out in terms of wins and losses will be reflective of who you're playing. At the Division II level the coaches don't know how good other Division II's are until January. There's so much turnover. Basketball's a game where a couple guys, or one guy, can make a big difference."

While Walcavich was apprehensive heading into last season, he greatly appreciates the improved play his team showed as the year went on. "I don't think there's any question that we'll be a better team on October 15 than we were last year," he pointed out. "We're markedly improved at the beginning of this year. But last year I felt our team grew during the course of the season more than any I've coached. From the beginning of the year until Rob Sims broke his arm. I don't have any delusions that this team will grow that much."

One quality Walcavich liked heading into last year was the team quickness, and that is a factor in his optimism this year, as well. "I think from a purely basketball standpoint, we'll have good quickness and speed," assessed the veteran coach. "We're not likely to lose a game because we're not athletic enough. Not that we're like a Bowie State, but we have good athletes, and at virtually every position."

With quickness playing a large factor in the equation, Walcavich can point to two factors which should weigh heavily in the won-loss column. "I believe we'll have the opportunity to be a good defensive team. And I think we'll rebound the ball well. We had a great rebounding team last year. I'm not sure we'll be that good this year." The Fighting Scots ended up leading the PSAC in rebounding and ranking seventh in Division II with an advantage of 8.9 rebounds per game.

However, Walcavich knows questions still surround his team. "I'm not convinced we'll be a

good perimeter shooting team," he stated candidly. "That's a concern. You just don't know how that plays out. We may not shoot it poorly, but we may not be a real good shooting team."

Another concern is a schedule which has just 12 games in the friendly confines of McComb Fieldhouse. "Because of the site factor, it's probably the most difficult schedule we've had since we went to Disney," Walcavich pointed out, referring to the 1997-98 schedule. "We only have 12 home games. At the Division II level that's huge."

"Last year teams in our league won 80 percent of their non-conference home games and 25 percent of their non-conference road games. Those numbers are staggering. But we do have guys who have played on the road, and played on the road and won. That will be a challenge."

What has Walcavich particularly upset is a January slate which finds the Scots at home just one time. In fact, Edinboro goes over five weeks with just one home contest. "The biggest challenge will be in January. We have one home game in the month of January. That's ridiculous. That shouldn't be. They're all mandated games. You could be a good team and play well and not win. It's not the forty minutes. It's the impact the travel has on practice times. When it happens every single day in January, there's a limit to the number of times you can have quality practices."

Edinboro seeks its fourth straight trip to the PSAC Playoffs and eighth in the last nine years. The Fighting Scots own the best record in conference games in the PSAC West over the last three years with a 26-10 record. During that period the Scots have been first twice and second once.

The Fighting Scots will open the 2003-04 season on November 15 with a rarity – a home game – hosting West Virginia Wesleyan.

Here's a look at the 2003-04 Fighting Scots:

Guard

A year ago Walcavich didn't know who would, or could, bring the ball up court. That was clearly evident in the season opener, when the Scots lost to the District of Columbia thanks to ten turnovers in the final ten minutes.

That situation changed quickly as Rob Sims developed into a first team All-PSAC West performer. Chaz Franklin joined the team in midseason and is now in much better shape to contribute. And with Dan Grabill back, the Scots now actually have the luxury of moving Sims to the off guard position.

"Chaz Franklin or one of the two Grabill's will be at point guard," predicted

Walcavich. "There are questions. Dan hasn't played competitively in over a year. I've never been able to view that as an asset. He certainly played well when he played and made enormous strides. I don't know where he'll be."

"Chaz has been in the program a half year now, but he had very limited game experience. He'll have a chance from the beginning to show what he can and can't do. I'm very glad Tom Grabill is with us. Tom will be someone that will help us. It's a huge step up from playing in high school to playing in our league. We're going to see how he can play with other good players and define a role for him. He's a skilled player and I expect he'll be able to really contribute."

Dan Grabill ended his freshman year averaging 8.3 ppg., but he made 45 of 86 three-pointers, setting a school record at 52.3 percent, and also led the team with 83 assists.

Now the 5'10" sophomore is joined by his brother, Tom. A diminutive 5'8", 128 lbs., his skills bely his size. He earned first team All-Erie County League honors at General McLane High School as a junior and was a second team selection as a senior. Franklin saw limited time after joining the Scots in mid-year, scoring six points in nine games.

Few questions surround Sims. Quite simply, he is one of the finest players in the PSAC. The 6'2" junior proved a steal after transferring from Wooster, averaging 17.0 ppg. and 4.9 rpg., while leading the team in assists with 107. The only drawback was he missed the final five games with a broken arm. He has been chosen a *Division II Bulletin* preseason honorable mention All-American.

"Rob Sims had a terrific season and had gotten to where he was a very good player in our league," assessed Walcavich. "I mean a very good player. We went 3-3 after he got hurt, including the game he got hurt in. It was a difficult time to win the league when he was out. He has a puritan work ethic. He's a leader in the locker room, a leader on the court, and off the court. Rob is the whole package."

Pete Craig provides quality depth. The 6'2" sophomore averaged 4.5 ppg. along with playing solid defense. "Pete came here as a walk-on," noted Walcavich. "He earned his stripes. He was a good basketball player for us, and will only get better."

Forward

With Jakim Donaldson and Rob Green returning up front, the Fighting Scots have the makings of a very strong frontline. A former walk-on, Donaldson has made such great strides that he is now one of the best frontcourt players in the PSAC. The 6'7", 185 lb. junior still looks reed thin, but has actually bulked up since arriving at Edinboro.

After averaging 3.2 ppg. and 3.5 rpg. as a freshman, Donaldson averaged a double double with 13.4 ppg. and 10.8 rpg., finishing second in the conference in rebounding and 11th in Division II. He also blocked 42 shots, ranking

fourth in the PSAC. When it was all said and done, Donaldson was accorded first team All-PSAC West honors.

"He is in all likelihood going to continue to grow," predicted Walcavich. "Jakim has shown more growth individually as a player than anybody I've coached in thirty years. What he was in October 2001 and what he is in October 2003, it makes you think 24 years, not 24 months. He competes defensively, he rebounds at both ends of the floor, and offensively he continues to develop. I'm hoping he's not a finished product."

Sims was one half of the tandem of transfers that joined the Scots a year ago and made a huge impact. The other one was small forward Rob Green, a 6'5" senior who transferred from Ashland. He ended up averaging 10.4 ppg. and finished second in rebounding at 5.1 per game. Green made 24 of 71 three-pointers and ranked third on the team with 15 blocked shots.

"Rob made tremendous growth during the season," stressed Walcavich. "He, more than anybody, was responsible for the growth of our team. He grew so much. He was so much better in February than he was in November. He didn't resemble himself. He became a very reliable kid for us. He competed at both ends of the court. He gave us a third rebounder out there. I expect a good season again."

Arvin Kottri, a 6'8", 240 lb. junior, will likely round out the frontcourt. A transfer from Kutztown who sat out last season, he was previously a two-year starter for the Golden Bears. As a sophomore he averaged 10.4 ppg. and 6.2 rpg. while blocking 22 shots.

"Arvin will challenge for a frontcourt spot," commented Walcavich. "He is a strong kid with good athletic ability. Like Dan Grabill he has not played competitively for a year. He has been on the court in our league, and has a good felling for how you need to compete to be successful. I hope he's ready to go from the beginning."

Heath Carelock and Joe Cephas are returnees from last year. In the mold of Grabill and Kottri, Carelock had not played in over a year entering the 2002-03 season, and at times the rust showed. But the 6'4", 218 lb. junior can be a rugged inside player with excellent leaping ability and defensive skills. Carelock averaged 4.7 ppg. and 4.5 rpg., but struggled with his shooting, hitting just 40.5 percent from the floor and 45.0 percent from the line.

"Heath is the kind of athlete that can play all over the court," Walcavich pointed out. "We hope he'll play as well or better than he did last year."

Cephas is a 6'5" sophomore who walked on a year ago. He saw very limited time, appearing in nine games and scoring 26 points, but displayed flashes late in the year of being a valuable

contributor in the future.

"Joe can play either forward spot," noted Walcavich. "He'll compete for time this year."

With Green enjoying so much success after transferring from Ashland, Walcavich is hoping lightning strikes twice with the addition of former Eagle Rob Taylor. A 6'6", 215 lb. junior, Taylor saw limited action at Ashland, much like Green. He played in all 27 games, averaging 13 minutes with 2.9 ppg. and 2.7 rpg.

"Like Heath Carelock, Rob is a good enough athlete to play two or three spots," expressed Walcavich. "He has the strength and athletic ability to play at more than one position."

Matt Barr and Matt Dracup round out the forwards. Barr, a 6'6" redshirt freshman from nearby Harbor Creek High School, is described by Walcavich as a young kid who continues to work and develop."

Dracup is a 6'4", 215 lb. sophomore who played in 28 games at Thiel last year, averaging 4.5 ppg. and 2.5 rpg. He is another local product, playing as a prepster at Meadville High School.



Rob Sims earned All-PSAC West first team honors in his first season as a Fighting Scot. He averaged 17.0 ppg. with 107 assists.



Jakim Donaldson averaged a double double with 13.4 ppg. and 10.8 rpg. to earn first team All-PSAC West honors.

Head Coach

Greg Walcavich Rutgers University '73



With the retirement of Bloomsburg's Charlie Chronister a year ago, Greg Walcavich ranks as the dean of the coaching world in the Pennsylvania State Athletic Conference, standing first in longevity. Walcavich

enters his 15th season as the head coach at Edinboro University, and his 22nd overall.

Walcavich's tenure at Edinboro has been earmarked by winning basketball teams. He surpassed Jim McDonald to set the school record for career wins during the 1998-99 campaign, and he surpassed the 250 win mark at Edinboro last year. Walcavich has posted a record of 252-142 at Edinboro. Add in five seasons at Birmingham Southern and two more at West Virginia Wesleyan, and he owns a career mark of 407-205. Walcavich ranks among the leading active NCAA Division II coaches in both career wins and winning percentage. He is 28th in winning percentage and 20th in career victories.

But Walcavich isn't just about winning. He places a sincere emphasis on success off the court - in the classroom and the community. He expects his student-athletes to perform with the same winning attitude in the classroom as they do on the basketball court. In fact, his office is not adorned with pictures of past greats. It does, however, feature a photograph of every student-athlete to graduate from Edinboro.

Walcavich received his Bachelor's Degree in Journalism from Rutgers University in 1973, then completed work on his Master's Degree in Physical Education from the University of Alabama-Birmingham two years later.

During his fourteen seasons at Edinboro, the Fighting Scots have won 20-or-more games six times. That includes the 1997-98 Fighting Scot edition which posted a 26-8 record, the most wins in school history. Edinboro went on to capture the PSAC Championship for the first time in thirty

years, advancing to the NCAA East Regional. There the Scots handed California(Pa.) a narrow 79-78 defeat before suffering a 91-83 setback to Salem-Teikyo in the semifinals. Walcavich was recognized as the PSAC West Coach of the Year.

He picked up his second PSAC West Coach of the Year plaque two years ago, guiding the Fighting Scots to a 21-7 finish. Edinboro captured its first PSAC West crown since 1985-86 thanks to a 9-3 finish in league play, earning the right to host the PSAC Tournament. Unfortunately, a possible NCAA Tournament berth was denied the Scots when West Chester posted an 82-72 upset in the PSAC semifinals.

After two straight years in first place in the PSAC West, the Scots dropped to second a year ago, but still finished 17-11 after being picked to finish fifth in the preseason. A similar scenario occurred in 2001-02, with the Scots going 18-9. The coaches' pre-season poll had picked Edinboro fourth.

Unfortunately, the three-way tie for first with Indiana(Pa.) and California(Pa.) saw the Fighting Scots have to go to California for the first round of the PSAC Playoffs, where the Scots lost, 82-70.

In all, Edinboro has made the NCAA Division II Playoffs three times under Walcavich, while qualifying for the PSAC Tournament nine times. His 1993-94 squad finished with a 20-8 ledger, defeating West Chester in a NCAA play-in game before losing to Indiana(Pa.) in the regional semifinals. The Boro made it back to the tournament in '95-96, defeating Bloomsburg, 90-82, in the first round. The Scots squandered an 11-point lead to California(Pa.) in the semifinals, losing 84-76. That concluded the season with a 21-8 mark, with Walcavich capturing PSAC West Coach of the Year accolades for the second time.

Walcavich took over the Fighting Scot program in 1989-90, guiding the Boro to one of its best seasons ever. Edinboro won its first twelve games, the best start in nearly fifteen years, and was ranked in the Division II top twenty. The Scots eventually finished 22-5, the most wins since 1981-82. On three occasions the Fighting Scots were ranked in the nation's top twenty. The following season the Scots made their second straight appearance in the

GREG WALCAVICH'S YEAR-BY-YEAR COACHING RECORD

Year	School	Record	Pct.	Highlights
1978-79	Birmingham Southern	29-4	.879	NAIA National Tournament
1979-80	Birmingham Southern	23-9	.719	
1980-81	Birmingham Southern	22-8	.733	
1981-82	Birmingham Southern	18-15	.545	NAIA National Tournament
1982-83	Birmingham Southern	22-8	.733	
1987-88	West Virginia Wesleyan	18-10	.643	
1988-89	West Virginia Wesleyan	22-9	.710	
1989-90	Edinboro	22-5	.815	PSAC Playoffs
1990-91	Edinboro	18-10	.643	PSAC Playoffs
1991-92	Edinboro	20-9	.690	PSAC Playoffs
1992-93	Edinboro	12-17	.414	
1993-94	Edinboro	20-8	.714	NCAA Qualifier
1994-95	Edinboro	15-11	.577	
1995-96	Edinboro	21-8	.724	PSAC Playoffs/NCAA Qualifier
1996-97	Edinboro	13-14	.481	PSAC Playoffs
1997-98	Edinboro	26-8	.765	PSAC Champion/NCAA Qualifier
1998-99	Edinboro	16-12	.571	PSAC Playoffs
1999-00	Edinboro	13-13	.500	
2000-01	Edinboro	21-7	.750	PSAC Playoffs
2001-02	Edinboro	18-9	.667	PSAC Playoffs
2002-03	Edinboro	17-11	.607	PSAC Playoffs
20 Seasons		406-205	.664	Three NCAA Tournaments/Nine PSAC Tournaments/One PSAC Championship
	Birmingham Southern	114-44	5 years	
	West Virginia Wesleyan	40-19	2 years	
	Edinboro	252-142	14 years	
CAREER		406-205	21 years	

Head Coach

PSAC Playoffs under Walcavich, finishing with a 18-10 ledger.

The Scots made it three straight seasons in PSAC postseason action the next year, and the second twenty-win season in three years, with a 20-9 finish. Walcavich picked up his first PSAC tournament win, an 81-78 triumph over East Stroudsburg, before falling to California(Pa.) in the next round.

The 1992-93 campaign brought a very unfamiliar result for Walcavich - a losing season. The Scots finished at 12-17, losing eight games by five points or less. The Boro more than made up for it the next year with the trip to the NCAA Playoffs. The '93-94 season also saw the Scots finish 14th in the Division II final rankings, their top finish ever. The 1994-95 edition added another milestone to Walcavich's resume, as the Scots handed number one ranked Indiana(Pa.) a 94-77 loss. The season ended at 15-11.

Walcavich's fourth 20-win campaign at Edinboro in '95-96 was followed by his second losing season, a 13-14 finish. Despite the losing record, the Boro made it to the PSAC Playoffs for the fifth time in his first eight years. That mark improved to seven out of ten the next two seasons, thanks to the 26-8 finish in '97-98 and the 16-12 ledger in '98-99. After replacing four starters from the '97-98 squad, Walcavich directed the Scots to three wins

over nationally-ranked opponents. The Boro upended IUP twice, including a 63-61 win in Indiana in the first round of the PSAC Tournament, and St. Rose, an Elite Eight team for the second straight season, a 50-48 setback.

The Scots appeared well on their way to a third straight PSAC postseason appearance in 1999-2000 when starting center Jason Roseto, the leading shot blocker in Division II, went down with a broken hand. Prior to injuring the hand, Edinboro was 10-6. The Scots would lose six of its final nine contests without Roseto to finish at 13-13.

Walcavich took over as head coach at Edinboro after a successful two-year stint at West Virginia Wesleyan, where he posted a 40-19 mark. In his first season, he inherited a team which returned just four players, but quickly turned the Bobcats into a winner, finishing at 18-10. His second season concluded with a 22-9 ledger, including a pair of wins over Edinboro, while playing all underclassmen.

Walcavich began his coaching career at Birmingham Southern College in 1973, staying for four seasons before obtaining his first head coaching job at Alexander City (AL) Junior College in 1977. After one year, Walcavich returned to Birmingham Southern as the school's head coach. During his five seasons as the head

coach, the NAIA affiliate posted an impressive 114-44 record, with Walcavich named the Coach of the Year three times. His teams were ranked in the NAIA Top 20 four of the five seasons, as high as number two in 1979, and twice appeared in the NAIA National Tournament in Kansas City, Missouri.

While at Birmingham Southern, Walcavich was recognized nationally in 1981, being selected to serve as an assistant coach for the United States Olympic Festival in Syracuse, New York. He coached future NBA stars, including Michael Jordan.

In 1983, Walcavich moved on to the Division I ranks as an assistant coach at Rice University. He was involved in some of the biggest wins in the Owls' basketball history at Rice, including triumphs over Arkansas, Houston and Notre Dame. After four years as a member of the Rice staff, Walcavich left for the head coaching job at West Virginia Wesleyan.

Walcavich and his wife, Dr. Maureen Walcavich, a professor in the Education Department at Edinboro, have been married for 28 years. They have two daughters, Sarah (23), a graduate of Penn State, and Jennifer (20), a current student at Penn State.

Assistant Coaches

Patrick Cleary Edinboro University '99

Four years ago Patrick Cleary was hired as an interim assistant coach following the sudden death of assistant coach Bryant Houston. That designation changed in the spring of 2000, as Cleary was appointed a full-time member of the Edinboro University coaching staff. He served as a student assistant from 1997-99, helping the Fighting

Scots reach the PSAC Playoffs both years, along with an NCAA Division II Playoff berth in 1997-98.

Cleary has played a large role in the recruiting process. He has developed many contacts and is tireless in his efforts to come up with the next great Fighting Scot. In addition to handling the day-to-day duties of recruiting and scouting, he assists head coach Greg Walcavich with the running and promotion of summer basketball camps.

Cleary attended Sharon High School where he played basketball for the Tigers.

He completed work on his Bachelor of Arts Degree in 1999, and is currently working on a degree in Health and Physical Education.

Cleary is single and resides in Edinboro.



Duke Gartrell Edinboro University

After playing for the Fighting Scots for the last four years, Duke Gartrell is serving as a student assistant coach while completing work on his Bachelor's Degree in Elementary Education.


Gartrell finished as Edinboro's third-leading scorer in 2002-03 at 10.5 ppg. He

also paced the Scots with 53 three-pointers in 165 attempts. He started 25 games after serving as a key reserve his first three seasons.

A former walk-on, the native of Littlestown, PA concluded his career ranked fifth in career games played with 107. He finished 31st in career scoring with 847 points, and will go down as one of Edinboro's most prolific three-point shooters. He is second in career three-pointers made with 176 and also second in

three-pointers attempted with 518.


Gartrell is single and resides in Edinboro.



The 2003-04 Fighting Scots

3

Rob Green



Forward ♦ 6'5" ♦ 209 lbs. ♦ Senior
East Liverpool, OH ♦ East Liverpool HS

9 free throws ... posted a career-high 13 points against Malone, and had 5 rebounds vs. Wilberforce in his first career game ... as a sophomore, played in 15 contests, averaging 1.9 points and 1.3 rebounds ... averaged just over six minutes per game.

HIGH SCHOOL

Was a standout at East Liverpool High School for coach Nick Aloï ... averaged 19 points, 10 rebounds and 2 blocked shots as a senior, earning honorable mention All-State honors ... the Potters advanced to the Division I Final Four in 1998-99 ... earned three letters in basketball and two in football.

PERSONAL

Born November 22, 1981 ... full name is Robert Anthony Green ... Business Administration major ... son of Geraldine Hughes and Robert Green ... uncle, Erick Green, played football at Howard University ... personal favorites include hip hop and R&B music, lasagna, movie Matrix Reloaded, Los Angeles Laker, Dallas Cowboys, Randy Moss, and Playstation 2 ... would like to meet Jennifer Lopez.

CAREER HIGHS

Points: 20 vs. Mansfield, 1/4/03
Rebounds: 11 vs. Shippensburg, 2/15/03
Field Goals Made: 7 vs. West Virginia Wesleyan, 11/23/02
Field Goals Attempted: 14 vs. Bowie State, 12/27/02; vs. East Stroudsburg, 12/22/02

3-Pt. Field Goals Made: 3 vs. Clarion, 2/26/03
3-Pt. Field Goals Attempted: 5 vs. Slippery Rock, 2/12/03; vs. East Stroudsburg, 12/22/02
Free Throws Made: 7 vs. Lake Erie, 1/6/03
Free Throws Attempted: 9 vs. Mansfield, 1/4/03
Assists: 4 vs. California (Pa.), 3/1/03
Steals: 3 vs. Lock Haven, 1/18/03
Blocks: 2 vs. Shippensburg, 2/15/03; vs. East Stroudsburg, 12/22/02



ROB GREEN'S CAREER AT EDINBORO

Year	G-GS	FG-FGA	Pct.	3FG-3FGA	Pct.	FT-FTA	Pct.	Reb.	Avg.	A	TO	BL	ST	PF-D	Pts.	Avg.
2002-03	28-28	101-252	.401	24-71	.338	64-89	.719	144	5.1	37	53	15	13	56-0	290	10.4

The 2003-04 Fighting Scots

31

Heath Carelock



Forward ♦ 6'4" ♦ 218 lbs. ♦ Junior
New Carrollton, MD ♦ St. Vincent Pallotti HS

HIGH SCHOOL

A three-year starter for coach Mike Glick at St. Vincent Pallotti High School ... as a senior, averaged 10.5 points, 7 rebounds, 2 assists and 1.5 blocks as team went 20-9 ... helped to a 29-5 record and a ranking of 14th nationally as a junior, averaging 4.7 points and 4.3 rebounds ... Panthers had seven Division I players on the team that year.


PERSONAL

Born January 15, 1981 ... full name is Heath Fitzgerald Carelock ... Political Science major with a minor in Drama ... son of Minnie and Hoyte Carelock ... hosts TV show on campus television station, "Politics Uncovered" ... personal favorites include Karl Malone, Michael Jordan, Pete Sampras, Los Angeles Lakers, 1998 Utah Jazz, writing, reading the Bible, book Lives of Moral Leadership, mother's ocr and tomato, gospel music, movie The Negotiator ... would like to meet India Arie, Serena and Venus Williams.

CAREER HIGHS

Points: 10 vs. Indiana (Pa.), 1/22/03
Rebounds: 12 vs. Shippensburg, 1/25/03
Field Goals Made: 4 on six occasions
Field Goals Attempted: 9 vs. Lock Haven, 1/18/03; vs. Kutztown, 1/11/03
Free Throws Made: 4 vs. Slippery Rock,

2/12/03; vs. Shippensburg, 1/25/03
Free Throws Attempted: 8 vs. Shippensburg, 1/25/03
Assists: 3 vs. Cheyney, 1/12/03
Steals: 2 on five occasions
Blocks: 2 vs. Clarion, 2/5/03



HEATH CARELOCK'S CAREER AT EDINBORO

Year	G-GS	FG-FGA	Pct.	3FG-3FGA	Pct.	FT-FTA	Pct.	Reb.	Avg.	A	TO	BL	ST	PF-D	Pts.	Avg.
2002-03	26-8	47-116	.405	0-0	.000	27-60	.450	116	4.5	16	35	10	21	65-1	121	4.7

The 2003-04 Fighting Scots

1

Jakim Donaldson

Forward ♦ 6'7" ♦ 185 lbs. ♦ Junior
Pittsburgh, PA ♦ Oliver HS



Incredible success story, going from a former walk-on to one of the best players in the PSAC ... head coach Greg Walcavich feels he will continue to grow as a player ... showed vast improvement offensively and a strong rebounder on both sides of the court ... despite lean build has long arms and plays bigger than he is ... excellent shot blocker.

2002-03

A first team All-PSAC West selection ... also named PSAC West Player of the Week twice ... played in 27 games, with 25 starts ... finished with a double double, averaging 13.4 ppg., good for second on the team, and a team-leading 10.8 rpg... finished second in the PSAC in rebounding and 11th in Division II ... blocked 42 shots, ranking fourth in the PSAC ... went to the line 158 times, the ninth-highest season total in school history ... led the team in scoring six times and in rebounding 22 times, including 14 of the last 15 games ... recorded 12 double doubles ... scored in double figures 22 times, including the final 14 games, and had 14 games with 10-or-more rebounds ... had a career-high 28 points at Shippensburg, making 11 of 18 field goals and 6 of 8 free throws, plus pulled down 15 rebounds ... scored 24 points in playoff loss to Clarion, setting school records for free throws made (16) and attempted (22) ... scored 22 points against Millersville ... pulled down career-best 18 rebounds on two occasions, against West Chester and Lock Haven.

2001-02

Joined the team three games into the season and made an immediate impact, being named the PSAC West Rookie of the Week in his first week ... was named the Rookie of the Week the following year, as well ... appeared in 23 contests, averaging just over 12 minutes per game ... averaged 2.5 ppg. and 3.5 rpg. while leading the team with 29 blocked shots ... led the Scots in rebounding once, that coming in his second game when he pulled down 9 boards ... scored in double figures once, going a perfect 4-for-4 from the floor and 2-for-2 from the line for 10 points in a win over East Stroudsburg, his first game at Edinboro ... pulled down a season-high 10 rebounds vs. Columbia Union, adding 9 points ... blocked 5 shots against Lake Erie and 4 vs. Millersville, adding 8 rebounds against the Marauders.

HIGH SCHOOL

Played for coach Tim Keefer at Oliver High School ... as a senior, averaged 13 points, 10 rebounds, 4 assists and 3 blocked shots as the Bears went 18-9 ... earned all-city honors ... Oliver went 18-10 his junior season ... was also a two-year starter in football and track ... earned high honors in the classroom.

PERSONAL

Born September 3, 1983 ... full name is Jakim Donaldson ... Social Services major ... son of Jay Donaldson and Renee Williams ... personal favorites include Tracy McGrady, Gary Payton, Pittsburgh Steelers, Chicago Bulls, movie Scarface, hip-hop and rap music, lasagna, seafood, reading and watching movies ... would like to meet Michael Jordan and Muhammad Ali.

CAREER HIGHS

Points: 28 vs. Shippensburg, 2/15/03
Rebounds: 18 vs. Lock Haven, 1/18/03; vs. West Chester, 12/7/02
Field Goals Made: 11 vs. Shippensburg, 2/15/03
Field Goals Attempted: 18 vs. Shippensburg, 2/15/03
3-Pt. Field Goals Made: 1 vs. Bloomsburg, 12/21/02
3-Pt. Field Goals Attempted: 1 vs. Clarion, 3/4/03; vs. Bloomsburg, 12/21/02; vs. West Chester, 12/7/02
Free Throws Made: 16 vs. Clarion, 3/4/03
Free Throws Attempted: 22 vs. Clarion, 3/4/03
Assists: 3 vs. Kutztown, 1/11/03;
Steals: 2 vs. Slippery Rock, 2/12/03; vs. Lock Haven, 2/8/03; vs. Bloomsburg, 12/21/02;
Blocks: 5 vs. Lake Erie, 1/3/02; vs. Clarion, 2/26/03



JAKIM DONALDSON'S CAREER AT EDINBORO


Year	G-GS	FG-FGA	Pct.	3FG-3FGA	Pct.	FT-FTA	Pct.	Reb.	Avg.	A	TO	BL	ST	PF-D	Pts.	Avg.
2001-02	23-0	25-51	.490	0-0	.000	24-48	.500	81	3.5	6	11	29	4	58-3	74	3.2
2002-03	27-25	131-274	.478	1-3	.333	99-158	.627	291	10.8	21	60	42	12	79-2	362	13.4
Career	50-25	156-325	.484	1-3	.333	123-206	.563	372	7.1	27	71	71	16	137-5	436	8.3

2003-04 Fighting Scots

55

Rob Sims

Guard ♦ 6'2" ♦ 204 lbs. ♦ Junior
Bedford Heights, OH ♦ St. Peter Chanel HS



Made a huge impact in first season at Edinboro after transferring from Wooster ... brought much-needed experience to the backcourt, but also emerged as one of the best players in the PSAC before missing the final five games with a broken arm ... intelligent player who is physically strong ... a team leader and has an outstanding work ethic ... called the "whole package" by head coach Greg Walcavich ... named a *Division II Bulletin* 2003-04 preseason honorable mention All-American.

2002-03

Earned first team All-PSAC West honors despite sitting out the final five games with a broken arm ... still led the Scots in scoring (17.0 ppg.) and assists (107) ... efficient ballhandler who turned the ball over just 62 times ... added 4.9 rpg. and 23 steals ... made 22 of 68 three-pointers and ranked seventh in PSAC in free throw percentage at 81.4 percent (70 of 86) ... led the team in scoring 14 times and was the top rebounder once ... had one double double, scoring 16 points and pulling down 10 rebounds in win over West Chester ... was named the *Erie Times News* Player of the Year ... also named to the Porreco Cup All-Tournament Team after making 9 of 11 field goals and 4 of 4 free throws to finish with career-high 23 points in consolation game win over West Liberty ... named PSAC West Player of the Week twice ... scored in double figures in his first 20 games as a Fighting Scot and 22 of 23 games in all ... scored 20-or-more points seven times ... matched career-best 23 points against Slippery Rock and Lock Haven ... made 5 of 7 three-pointers to finish with 19 points in win at Cheyney.

AT WOOSTER

After sitting out the entire 2000-01 season due to a broken right foot suffered before preseason drills began, returned to play a key role as the Fighting Scots finished 21-7 ... that included an upset over Edinboro, in which he scored a season-high 16 points, making 6 of 8 field goals, including a three-pointer, and was 3 of 3 from the line in 21 minutes ... added 5 rebounds, 4 assists and a pair of steals ... for the year, appeared in 25 games, averaging 6.3 ppg. and 2.4 rpg. in 17.5 minutes per game ... shot 48.4 percent from the floor and led the team in free throw percentage at 82.9 percent (34 of 41) ... finished third in assists with 58 and had 20 steals ... scored in double figures in five contests, and handed out a season-high 5 assists in six different contests.

HIGH SCHOOL


Earned first team All-State honors as a senior at St. Peter Chanel High School for coach Greg Kralej ... was also a first team All-League and All-District choice after averaging 21 points, 6 rebounds, 5 assists and 2.5 steals ... the Firebirds were 17-4 that year after going 26-0 and winning the Division III state championship the previous year ... as a senior, was named the Most Valuable Player against national power Mt. Zion Academy at the American Insurance Classic ... also played a year of baseball.

PERSONAL

Born September 4, 1982 ... full name is Robert F. Sims III ... Psychology major with a minor in Math ... son of Coral and Robert Sims Jr. ... father played basketball at Ball State, cousin is Ryan Sims of the Kansas City Chiefs, and another cousin, Andre Sims, played at the University of Akron ... personal favorites include drawing and video games, reggae music, chili and cornbread, movie Legend of Bagger Vance, New York Yankees, Muhammad Ali ... would like to meet Jesus Christ.

CAREER HIGHS

Points: 23 vs. Lock Haven, 1/18/03; vs. Slippery Rock, 1/15/03; vs. West Liberty State, 12/28/02
Rebounds: 10 vs. West Chester, 12/7/02
Field Goals Made: 9 vs. Slippery Rock, 1/15/03; vs. West Liberty State, 12/28/02; vs. Millersville, 12/6/02;
Field Goals Attempted: 22 vs. Indiana (Pa.), 1/22/03
3-Pt. Field Goals Made: 5 vs. Cheyney, 1/12/03
3-Pt. Field Goals Attempted: 7 vs. Cheyney, 1/12/03
Free Throws Made: 8 vs. Lock Haven, 1/18/03
Free Throws Attempted: 10 vs. Lock Haven, 1/18/03
Assists: 9 vs. Bowie State, 12/27/02
Steals: 3 vs. Mansfield, 1/4/03
Blocks: 1 vs. Shippensburg, 1/25/03; vs. Mercyhurst, 12/17/02; vs. Millersville, 12/6/02



ROB SIMS' CAREER AT EDINBORO

Year	G-GS	FG-FGA	Pct.	3FG-3FGA	Pct.	FT-FTA	Pct.	Reb.	Avg.	A	TO	BL	ST	PF-D	Pts.	Avg.
2002-03	23-23	149-355	.420	22-68	.324	70-86	.814	113	4.9	107	62	3	23	47-0	390	17.0

The 2003-04 Fighting Scots

21

Joe Cephas



Forward ♦ 6'5" ♦ 195 lbs. ♦ Sophomore
Penn Hills, PA ♦ Penn Hills HS

ber of the varsity, with the Indians going 18-10 his junior year and 14-10 last season ... as a senior, averaged 8 points and 6 rebounds per game ... played in the Pittsburgh Hoops Classic ... also played volleyball for a year.


PERSONAL

Born November 21, 1983 ... full name is Joseph Garlin Cephas ... undecided major ... son of Barbara and Michael Cephas ... personal favorites include playing basketball, Michael Jordan, Indianapolis Colts, Pittsburgh Steelers, rap music, stuffed shells, movie Scarface, and the bible verse "I could do all things through Christ who gives me strength" (Phil. 4:13).

CAREER HIGHS

Points: 8 vs. California (Pa.), 3/1/03
Rebounds: 3 vs. Indiana (Pa.), 2/19/03
Field Goals Made: 3 vs. California (Pa.), 3/1/03
Field Goals Attempted: 5 vs. Indiana (Pa.), 2/19/03
3-Pt. Field Goals Made: 1 vs. Clarion, 3/4/03; vs. California(Pa.), 3/1/03
3-Pt. Field Goals Attempted: 4 vs. Indiana(Pa.), 2/19/03
Free Throws Made: 1 on four occasions

Free Throws Attempted: 3 vs. Clarion, 3/4/03
Assists: 1 vs. Slippery Rock, 1/15/03; vs. Indiana (Pa.), 2/19/03; vs. California (Pa.), 3/1/03
Blocks: 1 vs. Indiana (Pa.), 2/19/03



JOE CEPHAS' CAREER AT EDINBORO

Year	G-GS	FG-FGA	Pct.	3FG-3FGA	Pct.	FT-FTA	Pct.	Reb.	Avg.	A	TO	BL	ST	PF-D	Pts.	Avg.
2002-03	9-0	10-20	.500	2-8	.250	4-8	.500	13	1.4	3	5	1	0	7-0	26	2.9

Athletic player who joined the Scots as a walk-on a year ago ... has the ability to play either forward spot.

2002-03

Appeared in nine games for a total of 79 minutes ... scored 26 points (2.9 ppg.) and pulled down 13 rebounds (1.4 rpg.) ... shot 50.0 percent from the floor and from the line ... saw most of action late in the year, turning in strong efforts off the bench in regular season finale against California(Pa.) and playoff game vs. Clarion ... had season-high 8 points against the Vulcans, making all three of his field goal attempts, including a three-pointer, and a free throw in 19 minutes .. had 6 points and 2 rebounds in 16 minutes against Clarion ... pulled down season-best 3 rebounds at Indiana(Pa.).


HIGH SCHOOL

Played for coach James Rocco at Penn Hills High School ... was a two-year mem-

2003-04 Fighting Scots

2

Pete Craig



Guard ♦ 6'2" ♦ 200 lbs. ♦ Sophomore
Farrell, PA ♦ Farrell HS

WPIAL Section 7 honors ... was named the team's Defensive Player of the Year as a senior and was a team captain his last two years ... selected to play in the Mercer & Lawrence County All-Star Game, the Pittsburgh Hoops Classic, and the Hoyle Mahoning Valley vs. Mercer County All-Star Game ... earned all-tournament honors as a junior and senior at the Farrell Christmas Tournament ... and was named to the Farrell Tip-Off Classic all-tournament team.

PERSONAL

Born April 7, 1984 ... full name is Torlando A. Craig ... undecided major ... son of Sonya Craig and Todd Williams ... uncle, Gravelle Craig, played basketball at Cleveland State ... personal favorites include pizza, hamburgers, Slam magazine, rap and R&B music, Carmelo Anthony, Gary Payton, Atlanta Braves, San Francisco 49ers, University of North Carolina, playing video games ... would like to meet Carmelo Anthony.

CAREER HIGHS

Points: 12 vs. Indiana (Pa.), 2/19/03; vs. Slippery Rock, 1/15/03
Rebounds: 10 vs. East Stroudsburg, 12/22/02
Field Goals Made: 4 on seven occasions
Field Goals Attempted: 8 vs. Indiana (Pa.), 2/19/03
3-Pt. Field Goals Made: 2 vs. Slippery

Former walk-on who saw significant playing time as a freshman ... played strong defense and displayed flashes offensively ... can hit the outside jumper or slash to the basket.


2002-03

Appeared in all 28 games, with a pair of starts ... averaged just under 19 minutes a game ... scored 4.5 ppg., adding 3.0 rpg... shot 51.1 percent from the floor (46 of 90), making 12 of 31 three-pointers ... scored in double figures four times, including a career-high of 12 points against Slippery Rock and Indiana(Pa.) ... made 4 of 6 field goals and 3 of 4 free throws against The Rock ... had 10 points against Bloomsburg and Shippensburg ... pulled down career-best 10 rebounds vs. East Stroudsburg, adding 7 rebounds vs. Slippery Rock ... turned in an outstanding defensive performance against PSAC East Player of the Year Ramzee Stanton of West Chester.

HIGH SCHOOL

A three-year starter at Farrell High School, also starting for two years in football and volleyball ... averaged 14 points and 10 rebounds a game as a senior, earning All-

Rock, 2/12/03; vs. Bloomsburg 12/21/02
3-Pt. Field Goals Attempted: 5 vs. Clarion, 3/4/03; vs. Indiana(Pa.), 2/19/03
Free Throws Made: 5 vs. Shippensburg, 2/15/03
Free Throws Attempted: 6 vs. Shippensburg, 2/15/03
Assists: 3 vs. Clarion, 3/4/03
Steals: 2 on four occasions
Blocks: 1 on five occasions



PETE CRAIG'S CAREER AT EDINBORO

Year	G-GS	FG-FGA	Pct.	3FG-3FGA	Pct.	FT-FTA	Pct.	Reb.	Avg.	A	TO	BL	ST	PF-D	Pts.	Avg.
2002-03	28-2	46-90	.511	12-31	.387	21-32	.656	84	3.0	19	44	5	13	44-0	125	4.5

The 2003-04 Fighting Scots

11

Dan Grabill



Guard ♦ 5'10" ♦ 160 lbs. ♦ Sophomore
Edinboro, PA ♦ General McLane HS

HIGH SCHOOL

Led General McLane High School to a 28-3 record and a berth in the PIAA Class AAA Western final as a senior ... coach Andy Schulz' team suffered all three of its losses to Franklin, the eventual state champion, while winning its third straight Erie County League championship ... was named the ECL Co-Player of the Year after averaging 18.9 ppg. and handing out 150 assists ... averaged 14.8 ppg. as a junior, earning second team All-ECL recognition ... scored over 1,000 points in his career while starting two seasons ... was also a first team All-ECL performer in track.

PERSONAL

Born April 26, 1982 ... full name is Daniel Scot Grabill ... Secondary Education (History) major ... son of Joan and Randy Grabill ... personal favorites include rap music, cheeseburgers, steak, pizza, Pittsburgh Steelers, Pittsburgh Pirates, Michael Jordan, movies Scarface, Goodfellas, The Godfather, and playing sports, mainly basketball ... would like to meet Allen Iverson.

CAREER HIGHS

Points: 21 vs. Mercyhurst, 1/22/02
Rebounds: 5 vs. Clarion, 2/6/02; vs. Lake Erie, 1/3/02
Field Goals Made: 7 vs. Mercyhurst, 1/22/02
Field Goals Attempted: 10 vs. California(Pa.), 2/26/02; vs. Shippensburg, 2/16/02; vs. Mercyhurst, 1/22/02

3-Pt. Field Goals Made: 7 vs. Mercyhurst, 1/22/02

3-Pt. Field Goals Attempted: 10 vs. Mercyhurst, 1/22/02

Free Throws Made: 5 vs. Lock Haven, 1/26/02

Free Throws Attempted: 6 vs. Clarion, 1/16/02

Assists: 8 vs. Slippery Rock, 2/4/02

Steals: 4 vs. Slippery Rock, 2/4/02

Blocks: 1 on three occasions



Returns after sitting out the 2002-03 season ... enjoyed an outstanding freshman season, but it remains to be seen how much the layoff will impact him ... excellent outside shooter ... younger brother Tom is a freshman for the Fighting Scots.

2002-03

Sat out the season.

2001-02

Was named the PSAC West Rookie of the Year after playing in 27 games with 23 starts ... finished fourth on the team in scoring at 8.3 ppg. and led the Scots with 83 assists while turning the ball over just 58 times ... led the PSAC and set a school record in three-point field goal percentage, shooting 52.3 percent from beyond the arc (45 of 86) ... led the team in scoring once, scoring 20 points in a win against Shippensburg ... made 6 of 10 field goals, including 5 of 9 three-pointers, and handed out 5 assists ... had a season-high 21 points against Mercyhurst, making 7 of 10 three-pointers scored in double figures in 11 games ... recorded a season-high 8 assists vs. Slippery Rock, and had 7 in first meeting with California(Pa.).

DAN GRABILL'S CAREER AT EDINBORO

Year	G-GS	FG-FGA	Pct.	3FG-3FGA	Pct.	FT-FTA	Pct.	Reb.	Avg.	A	TO	BL	ST	PF-D	Pts.	Avg.
2001-02	27-23	70-143	.490	45-86	.523	40-58	.690	44	1.6	83	58	3	23	55-1	225	8.3

The 2003-04 Fighting Scots

4

Chaz Franklin



Guard ♦ 5'11" ♦ 180 lbs. ♦ Senior
Philadelphia, PA ♦ Central HS

PERSONAL

Born February 28, 1981 ... full name is Chaz Malik Franklin ... Psychology major ... son of Lynn and Leonard Mason ... personal favorites include writing, practical joking, long walks through the park, gospel music, occasional country music, Philly cheese steak, Philadelphia 76ers, Philadelphia Eagles, movie Rocky III, Nikki Teasley ... would like to meet Jadakiss.

CAREER HIGHS

Points: 4 vs. Clarion, 2/5/03
Field Goals Made: 1 vs. Clarion, 2/5/03; vs. Mansfield, 1/4/03
Field Goals Attempted: 3 vs. Mansfield, 1/4/03
3-Pt. Field Goals Attempted: 1 vs. Mansfield, 1/4/03
Free Throws Made: 2 vs. Clarion, 2/5/03
Free Throws Attempted: 2 vs. Clarion, 2/5/03
Assists: 2 on three occasions


Joined the Fighting Scots a year ago at mid-year ... provides depth at point guard ... cousin of former Edinboro great Tyrone Mason ... attended Hampton University from 1999 to 2001 before transferring to Edinboro.

2002-03

Played in 9 games for a total of 55 minutes ... scored 6 points and had 7 assists ... scored 4 points while playing 14 minutes at Clarion, adding 2 assists.

HIGH SCHOOL

Played for coach Haviland Harper at Central High School ... earned two letters and started as a senior, averaging 11.0 points and 4.0 assists per game.




CHAZ FRANKLIN'S CAREER AT EDINBORO

Year	G-GS	FG-FGA	Pct.	3FG-3FGA	Pct.	FT-FTA	Pct.	Reb.	Avg.	A	TO	BL	ST	PF-D	Pts.	Avg.
2002-03	9-0	2-5	.400	0-1	.000	2-2	1.000	0	0.0	7	5	0	0	4-0	6	0.7

10

Arvin Kotrri



Forward ♦ 6'8" ♦ 240 lbs. ♦ Junior
Ridgewood, NY ♦ Caesar Rodney (DE) HS

ppg. and 6.2 rpg. in 2001-02, playing in 25 games, with 18 starts ... made 107 of 238 field goals (45.0 percent), making his only three-point attempt, and was 46 of 73 from the line (63.0 percent) ... had 22 blocked shots ... had three double doubles, including career highs of 23 points and 17 rebounds vs. Mansfield ... scored 21 points against Edinboro ... in 2000-01, played in 26 games, with 20 starts, averaging 7.5 ppg. and 5.3 rpg... shot 44.1 percent from the floor (75 of 170) and 65.7 percent from the line (44 of 67) ... had a pair of double doubles.

Transfer from Kutztown University who played two seasons for the Golden Bears ... a player who knows the PSAC and will provide size up front ... strong player with good athletic ability ... must shake off the rust after sitting out last season.

AT KUTZTOWN

Scored a total of 455 points and pulled down 294 rebounds in 51 games ... averaged 10.4

HIGH SCHOOL

Earned All-State honors while playing at

Caesar Rodney High School in Dover, Delaware ... a two-year starter for coach Mike Wagner ... was the MVP of the junior Olympics in his native Albania.


PERSONAL

Born September 26, 1981 ... full name is Arvin Kotrri ... Math (Pre-Med) major ... son of Fiqiret and Hydajet Kotrri ... father played professionally in Albania ... personal favorites include rap and R&B music, Italian food, movie Scarface, Michael Jordan, Los Angeles Lakers, Sacramento Kings, swimming, soccer and dancing ... would like to meet Michael Jordan.

The 2003-04 Fighting Scots

23

Rob Taylor



Forward ♦ 6'6" ♦ 215 lbs. ♦ Junior
Brook Park, OH ♦ Berea HS

Purple Eagles, averaging 2.5 ppg. and 2.7 rpg. in 12.9 minutes per game as Ashland finished 17-11 ... shot 30.8 percent from the floor (24 of 78), including 1 of 10 on three-pointers, and made 18 of 23 free throws (78.3 percent ... had 13 steals ... scored a season-high 9 points against Calumet and had 9 points and a season-best 7 rebounds at Hillsdale ... in 2001-02, played in 24 games, averaging 2.2 ppg. and 2.1 rpg. in 8.7 minutes per game ... shot 38.5 percent from the floor (20 of 52) and 92.3 percent from the line (12 of 13) ... had 16 assists.

HIGH SCHOOL

Played for coach Tom Faska at Berea High School, averaging 13 points, 11 rebounds

and 4 assists as a senior ... was named to the All-District team and was a second team All-Conference selection ... a four-year letterman who was the Braves' Most Valuable Player as a senior ... was a four-year starter in basketball and two years in football.

PERSONAL

Born February 2, 1982 ... full name is Robert Lee Taylor ... Physical Education major with a minor in Coaching ... son of Shirley and Robert Taylor ... personal favorites include sports, video games, hip hop and R&B music, chicken tenders, movie Half Baked, the Los Angeles Lakers, and Michael Jordan.

Joins former Ashland teammate Rob Green as a member of the Fighting Scots ... saw limited playing time at Ashland, but is expected to play an integral part of the frontcourt ... athletic player who can play two or three different spots ... solid defensive performer and can hit the 15 foot jumper ... prefers to be called Buddah.

AT ASHLAND

Played in all 27 games last year for the

42

Matt Dracup



Forward ♦ 6'4" ♦ 215 lbs. ♦ Sophomore
Meadville, PA ♦ Meadville HS

27 of 52 from the line (51.9 percent) ... had 11 assists and 13 steals, and was third on the team with 15 blocked shots ... scored in double figures four times, with season-highs of 19 points and 6 rebounds against Bethany ... had 13 points vs. Penn State Behrend and 11 points and 6 boards against Waynesburg.

HIGH SCHOOL

Played for coach Chuck Jones at Meadville High School ... as a senior, averaged 10.0 ppg. and 7.7 rpg. in 25 games, shooting 46.8 percent from the field and 55.4 percent from the line ... added 51 assists, 48 steals and 43 blocked shots ... had 20

points and 11 rebounds against Hickory, and 19 points and 14 rebounds vs. Sharon ... earned All-Tri County Athletic Conference honors in basketball and was an All-State performer in volleyball.

PERSONAL

Born April 8, 1983 ... full name is Matthew Austin Dracup ... Biology major ... son of Gloria Seeley and Thomas Dracup ... personal favorites include volleyball, basketball, skateboarding, sculpture, reggae, rap and rock music, subs and pizza, movie the Boondock Saints, the Sacramento Kings and Chris Webber ... would like to meet Robin Williams.

Walk-on who played as a freshman at Thiel College ... provides the Fighting Scots with a physical presence in the frontcourt ... hard-nosed player ... local product from nearby Meadville High School.


AT THIEL

Saw action in 28 games in 2002-03, with a pair of starts to help the Tomcats go 16-12 ... while playing 10.1 minutes per game, averaged 4.5 ppg. and 2.5 rpg. ... shot 50.5 percent from the floor (50 of 99) and was

The 2003-04 Fighting Scots

40

Matt Barr



Forward ♦ 6'6" ♦ 190 lbs. ♦ Freshman (redshirt)
Erie, PA ♦ Harbor Creek HS

2002-03

Was redshirted.

HIGH SCHOOL

Played at nearby Harbor Creek High School, first for coach Mike Pisano, then Brian Stadler as a senior ... scored 24 points in 14 games in 2001-02 ... earned two letters in basketball and was a two-year starter in baseball, earning three letters.


Walk-on who redshirted a year ago and will now provide depth up front ... continues to develop both physically and as a basketball player.

PERSONAL

Born November 5, 1983 ... full name is Matthew James Barr ... Speech Communications major ... son of Paula and James Barr ... personal favorites include stargazing, shell collecting, poetry, music by 50 Cent, Big, Elton John and Billy Joel, mom's lasagna, Dances with Wolves, the Cincinnati Bengals, the San Francisco Giants, Syracuse University, and Barry Bonds ... would like to meet Barry Bonds.

12

Tom Grabill



Guard ♦ 5'8" ♦ 128 lbs. ♦ Freshman
Edinboro, PA ♦ General McLane HS

earned first team All-Erie County League honors as a junior and was a second team selection as a senior ... was a three-year letterwinner and two-year starter ... averaged 10.7 ppg. and 6.0 assists while shooting 45 percent from the floor and 81 percent from the line as a senior ... as a junior, averaged 11.8 ppg. and 4.3 assists as General McLane went 22-3 his junior year ... shot 42 percent from the floor and 86 percent from the line, making 38 three-pointers ... Lancers won back-to-back ECL Championships.

Diminutive performer whose skills bely his size ... left-hander with good ballhandling skills and the ability to hit the three ... brother of Dan Grabill, a sophomore guard on the Fighting Scots.

HIGH SCHOOL

Played for coach Andy Schulz at nearby General McLane High School, helping the Lancers to a 25-4 record a year ago ...

PERSONAL

Born April 20, 1984 ... full name is Thomas Mark Grabill ... Elementary Education major ... son of Joan and Randy Grabill ... personal favorites include sports, Mario Kart, rap music, pizza, movie There's Something About Mary, the Pittsburgh Steelers, and Michael Jordan ... would like to meet Jason Kidd.

2003-04 Fighting Scots

No.	Name	Pos.	Ht.	Wt.	Yr.	Hometown/High School/Last School
40	Matt Barr	F	6-6	190	Fr.-r	Erie, PA/Harbor Creek
31	Heath Carelock	F	6-4	218	Jr.	New Carrollton, MD/St. Vincent Pallotti
21	Joe Cephas	F	6-5	195	So.	Penn Hills, PA/Penn Hills
2	Pete Craig	G	6-2	200	So.	Farrell, PA/Farrell
1	Jakim Donaldson	F	6-7	185	Jr.	Pittsburgh, PA/Oliver
42	Matt Dracup	F	6-4	215	So.	Meadville, PA/Meadville/Thiel
4	Chaz Franklin	G	5-11	180	Sr.	Philadelphia, PA/Central
11	Dan Grabill	G	5-10	160	So.	Edinboro, PA/General McLane
12	Tom Grabill	G	5-8	128	Fr.	Edinboro, PA/General McLane
3	Rob Green	F	6-5	209	Sr.	East Liverpool, OH/East Liverpool/Ashland
10	Arvin Kotrri	F	6-8	240	Jr.	Ridgewood, NY/Caesar Rodney(DE)/Kutztown
55	Rob Sims	G	6-2	204	Jr.	Bedford Heights, OH/St. Peter Chanel/Wooster
23	Rob Taylor	F	6-6	215	Jr.	Brook Park, OH/Berea/Ashland

NUMERICAL ROSTER

1	Jakim Donaldson	F
2	Pete Craig	G
3	Rob Green	F
4	Chaz Franklin	G
10	Arvin Kotrri	F
11	Dan Grabill	G
12	Tom Grabill	G
21	Joe Cephas	F
23	Rob Taylor	F
31	Heath Carelock	F
40	Matt Barr	F
42	Matt Dracup	F
55	Rob Sims	G

HEAD COACH: Greg Walcavich
ASSISTANT COACH: Patrick Cleary
STUDENT COACH: Duke Gartrell
CAPTAINS: Rob Sims and Rob Green

PRONUNCIATION GUIDE

Joe Cephas	see fuss
Jakim Donaldson	JAHH keem
Matt Dracup	DRAY cup
Dan Grabill	gray bull
Tom Grabill	gray bull
Arvin Kotrri	COE tree

BY HEIGHT

6'8"	Arvin Kotrri
6'7"	Jakim Donaldson
6'6"	Matt Barr
	Rob Taylor
6'5"	Joe Cephas
	Rob Green
6'4"	Heath Carelock
	Matt Dracup
6'2"	Pete Craig
	Rob Sims
5'11"	Chaz Franklin
5'10"	Dan Grabill
5'8"	Tom Grabill

BY POSITION

Foward	Matt Barr
	Heath Carelock
	Joe Cephas
	Jakim Donaldson
	Matt Dracup
	Rob Green
	Arvin Kotrri
	Rob Taylor
Guard	Pete Craig
	Chaz Franklin
	Dan Grabill
	Tom Grabill
	Rob Sims



2003-04 PSAC Previews

Western Division

California(Pa.) Vulcans

Home Court: Hamer Hall (2,500)
Head Coach: Bill Brown
Record at California(Pa.): 152-53, 7 years
Career Record: 312-185, 17 years
Top Returning Players: Michael Johnson (F, 6-5, Sr., 9.9 ppg., 7.2 rpg.); Ryan Boles (F, 6-8, Sr., 5.0 ppg., 5.1 rpg.)

SID: Dave Smith
Office Phone: (724) 938-4552
Home Phone: (724) 785-6293
FAX Phone: (724) 938-5849
Press Row Phone: (724) 938-2365

Clarion Golden Eagles

Home Court: Tippin Gymnasium (4,000)
Head Coach: Ron Righter
Record at Clarion: 251-151, 15 years
Career Record: 275-175, 17 years
Top Returning Players: Terrance Vaughns (G, 6-0, So., 10.4 ppg., 4.8 rpg.); Shamar Green (F, 6-5, So., 8.9 ppg., 5.6 rpg.)

SID: Rich Herman
Office Phone: (814) 393-2334
Home Phone: (814) 226-6766
FAX Phone: (814) 393-2082
Press Row Phone: (814) 393-2165

Indiana(Pa.) Indians

Home Court: Memorial Field House (2,365)
Head Coach: Gary Edwards
Record at IUP: 142-60, 7 years
Career Record: 325-228, 19 years
Top Returning Players: Ed Peterson (G, 6-2, So., 10.6 ppg., 3.9 rpg.); Fannar Olafsson (C, 6-8, Sr., 9.2 ppg., 7.6 rpg.)

SID: Mike Hoffman
Office Phone: (724) 357-2747
Home Phone: (724) 465-8302
FAX Phone: (724) 357-7804
Press Row Phone: (724) 357-3072

Lock Haven Bald Eagles

Home Court: Thomas Fieldhouse (2,500)
Head Coach: John Wilson, Jr.
Record at Lock Haven: 35-70, 4 years
Career Record: 35-70, 4 years
Top Returning Players: Chris Ruff (F, 6-5, Sr., 5.6 ppg., 4.3 rpg.); Brian Rieben (C, 6-9, Sr., 3.4 ppg., 2.2 rpg.)

SID: Danielle Barney
Office Phone: (570) 893-2350
Home Phone: (570) 893-1129
FAX Phone: (570) 893-2774
Press Row Phone: (570) 893-2666

Shippensburg Red Raiders

Home Court: Heiges Field House (2,768)
Head Coach: Dave Springer
Record at Shippensburg: 17-36, 2 years
Career Record: 28-51, 3 years
Top Returning Players: Marcus Hudson (G, 6-0, So., 3.9 ppg., 1.4 rpg.); David Levetter (F, 6-4, Sr., 3.5 ppg., 2.8 rpg.)

SID: John Alosi
Office Phone: (717) 477-1201
Home Phone: (717) 532-2542
FAX Phone: (717) 477-1253
Press Row Phone: (717) 477-7447 x3285

Slippery Rock The Rock

Home Court: Morrow Field House (3,000)
Head Coach: John Marhefka
Record at Slippery Rock: 8-17, 1 year
Career Record: 21-32, 2 years
Top Returning Players: Bill Johnson (G, 6-2, Jr., 7.9 ppg., 3.7 rpg.); Shaun Grill (G, 5-7 So., 7.8 ppg., 4.9 asts.)

SID: Bob McComas
Office Phone: (724) 738-2777
Home Phone: (724) 738-4761
Press Row Phone: (724) 738-2294

2003-04 PSAC Preseason Poll

Western Division

- California(Pa.) (25-9, 10-2)
- EDINBORO (17-11, 8-4)
- Indiana(Pa.) (16-11, 5-7)
- Clarion (19-10, 7-5)
- Slippery Rock (8-17, 2-10)
- Lock Haven (10-17, 6-6)
- Shippensburg (8-19, 4-8)

Eastern Division

- Millersville (26-6, 11-1)
- Kutztown (18-10, 8-4)
- West Chester (21-9, 9-3)
- Mansfield (18-11, 6-6)
- Cheyney (13-14, 4-8)
- East Stroudsburg (8-18, 2-10)
- Bloomsburg (6-20, 2-10)

Eastern Division

Bloomsburg Huskies

Home Court: Nelson Field House (3,000)
Head Coach: Terry Conrad
Record at Bloomsburg: 0-0, 1st year
Career Record: 48-31, 3 years
Top Returning Players: Matt Jefferson (G, 6-5, So., 5.8 ppg., 3.6 rpg.); Jaren Burdine (G/F, 6-4, So., 5.7 ppg., 3.3 rpg.)

SID: Tom McGuire
Office Phone: (570) 389-4413
Home Phone: (570) 868-5749
FAX Phone: (570) 389-4724
Press Row Phone: (570) 389-4353

Cheyney Wolves

Home Court: Cope Hall (1,500)
Head Coach: Cleo Hill, Jr.
Record at Cheyney: 0-0, 1st year
Career Record: 0-0, 1st year
Top Returning Players: Anthony Frazier (F, 6-8, Sr., 19.0 ppg., 8.1 rpg.); Johnny Gloster (G, 6-3, Jr., 12.9 ppg., 2.9 rpg.)

SID: Lenn Margolis
Office Phone: (610) 399-2143
Home Phone: (610) 519-0578
FAX Phone: (610) 399-2210
Press Row Phone: (610) 399-2026

East Stroudsburg Warriors

Home Court: Koehler Fieldhouse (2,150)
Head Coach: Jeff Wilson
Record at East Stroudsburg: 8-18, 1 year
Career Record: 8-18, 1 year
Top Returning Players: Aamir Taylor (G, 6-3, Sr., 10.1 ppg., 5.1 rpg.); Dave Fedorka (G, 6-1, Sr., 9.1 ppg., 2.3 rpg.)

SID: Chris Myers
Office Phone: (570) 422-3312
Home Phone: (570) 476-7530
FAX Phone: (570) 422-3586
Press Row Phone: (570) 422-3549

Kutztown Golden Bears

Home Court: Keystone Hall (4,000)
Head Coach: Bernie Driscoll
Record at Kutztown: 29-50, 3 years
Career Record: 29-50, 3 years
Top Returning Players: Jeff Brickus (G, 6-0, Sr., 16.0 ppg., 11.2 asts.); Bilal Salaam (F, 6-7, Jr., 12.0 ppg., 9.8 rpg.)

SID: Josh Leiboff
Office Phone: (610) 683-4182
Home Phone: (610) 927-9765
FAX Phone: (610) 683-4676
Press Row Phone: (610) 683-9696

Mansfield Mounties

Home Court: Decker Gymnasium (2,000)
Head Coach: Vince Alexander
Record at Mansfield: 50-56, 4 years
Career Record: 50-56, 4 years
Top Returning Players: Brett Longpre' (G, 6-5, Sr., 18.2 ppg., 6.1 rpg.); Bill McNeill (G, 6-3, So., 17.3 ppg., 4.1 rpg.)

SID: Steve McCloskey
Office Phone: (570) 662-4845
Home Phone: (570) 662-7696
FAX Phone: (570) 662-4996
Press Row Phone: (570) 772-2208

Millersville Marauders

Home Court: Pucillo Gymnasium (2,850)
Head Coach: Fred Thompson
Record at Millersville: 88-51, 5 years
Career Record: 88-51, 5 years
Top Returning Players: Michah Davenport (F, 6-8, Sr., 13.0 ppg., 5.9 rpg.); Tooichi Udeinya (F, 6-6, Jr., 11.0 ppg., 8.4 rpg.)

SID: Greg Wright
Office Phone: (717) 872-3100
Home Phone: (717) 627-4523
FAX Phone: (717) 872-3995
Press Row Phone: (717) 872-3497

West Chester Golden Rams

Home Court: Hollinger Field House (2,500)
Head Coach: Dick DeLaney
Record at West Chester: 290-154, 16 years
Career Record: 290-154, 16 years
Top Returning Players: Kofi Danquah (C, 6-8, Sr., 8.9 ppg., 6.2 rpg.); Sam Grannum (F, 6-6, Sr., 6.2 ppg., 5.0 rpg.)

SID: Tom DiCamillo
Office Phone: (610) 436-3316
Home Phone: (610) 857-1353
FAX Phone: (610) 436-2966
Press Row Phone: (610) 436-1084

The Pennsylvania State Athletic Conference

2002-2003 PSAC Men's Basketball Standings

West Division	PSAC West		Overall	
	W	L	W	L
California(Pa.)	10	2	25	9
Edinboro	8	4	17	11
Clarion	7	5	19	10
Lock Haven	6	6	10	17
Indiana(Pa.)	5	7	16	11
Shippensburg	4	8	8	19
Slippery Rock	2	10	8	17

East Division	PSAC East		Overall	
	W	L	W	L
Millersville	11	1	26	6
West Chester	9	3	21	9
Kutztown	8	4	18	10
Mansfield	6	6	18	11
Cheyney	4	8	13	14
East Stroudsburg	2	10	8	18
Bloomsburg	2	10	6	20

2003 PSAC Tournament

FIRST ROUND
 California (Pa.) 63, Lock Haven 60
 Clarion 76, Edinboro 63
 Millersville 79, Mansfield 63
 West Chester 74, Kutztown 66

SEMIFINALS
 Millersville 79, Clarion 57
 California 62, West Chester 60

CHAMPIONSHIP GAME
 Millersville 79, California (Pa.) 74



2002-2003 PSAC Men's Basketball Teams

WESTERN DIVISION				
First Team	Pos.	Ht.	Wt.	Yr.
Jakim Donaldson, Edinboro	F	6-6	190	So.
Tom Frederick, California (Pa.)	F	6-7	210	Sr.
Kristpher Holzer, Lock Haven	G	6-2	185	Sr.
Ishmeal Kamara, California (Pa.)	G	6-4	220	Sr.
Rollie Smith, Clarion	G	6-0	180	Sr.
Rob Sims, Edinboro	G	6-1	204	So.

West Player of the Year: Ishmeal Kamara, California
West Rookie of the Year: Ed Peterson, Indiana (Pa.)
West Coach of the Year: John Wilson, Lock Haven

EASTERN DIVISION				
First Team	Pos.	Ht.	Wt.	Yr.
Tom Barlow, Bloomsburg	F	6-4	190	Sr.
Jeff Brickus, Kutztown	G	5-11	155	Jr.
Anthony Frazier, Cheyney	F	6-8	195	Jr.
Brett Longpre', Mansfield	G	6-5	177	Jr.
Gerald Redding, Millersville	G	6-4	200	Sr.
Ramzee Stanton, West Chester	F	6-3	180	Sr.

East Player of the Year: Ramzee Stanton, West Chester
East Rookie of the Year: Bill McNeil, Mansfield
East Coach of the Year: Bernie Driscoll, Kutztown

WESTERN DIVISION				
Second Team	Pos.	Ht.	Wt.	Yr.
Ron Banks, Shippensburg	G	5-9	145	Sr.
Kevin DeVan, Lock Haven	G	6-1	170	Sr.
Michael Johnson, California (Pa.)	F	6-6	200	Jr.
Fannar Olafsson, Indiana (Pa.)	F	6-8	230	Jr.
Dereck Rankin, Clarion	G	5-9	165	Sr.
Ryan Stefanski, California (Pa.)	G	6-2	180	Sr.

EASTERN DIVISION				
Second Team	Pos.	Ht.	Wt.	Yr.
Adam Bohman, Bloomsburg	C	6-8	250	Sr.
Michah Davenport, Millersville	F/C	6-8	215	Jr.
Khari McKie, Millersville	G	6-2	215	Sr.
Bilal Salaam, Kutztown	F	6-7	225	So.
Toochi Udeinya, Millersville	F	6-6	195	So.
Robert Williams, West Chester	G	5-9	160	Sr.

INDIVIDUAL STATISTICS

Field Goal Pct.	GP	FG	FGA	Pct.
Ramzee Stanton, WCU	30	253	402	.629
Kofi Danquah, WCU	30	105	177	.593
Michah Davenport, Mill	32	173	293	.590
Jerome Goodman, Ship	24	104	184	.565
Tom Frederick, Cal	28	130	237	.549
Bilal Salaam, Kutz	28	130	244	.533
Adam Bohman, Bloom	26	162	314	.516
Michael Johnson, Cal	34	138	268	.515
Anthony Frazier, Chey	27	193	379	.509
Ian Connor, Mans	29	156	309	.505
Three-Point Field Goal Pct.	GP	3FG	3FGA	Pct.
Todd Schweitzer, Bloom	25	26	51	.510
Terrance Vaughns, Clar	29	61	128	.477
Dereck Rankin, Clar	29	44	103	.427
Jonathan Ogden, LHU	23	28	66	.424
Ed Peterson, IUP	27	28	68	.412
Ryan Stefanski, Cal	34	100	246	.407
Brett Longpre', Mans	29	75	185	.405
Dave Johnson, SRU	25	25	62	.403
Mike Mangel, IUP	27	29	72	.403
Daron Pressley, Mill	31	73	182	.401
Free Throw Pct.	GP	FT	FTA	Pct.
Ryan Stefanski, Cal	34	71	74	.959
Terrance Vaughns, Clar	29	62	69	.899
Brett Longpre', Mans	29	130	150	.867
Dereck Rankin, Clar	29	64	77	.831

SCORING	GP	FG-FGA	Pct.	3FG-3FGA	Pct.	FT-FTA	Pct.	Pts.	Avg.
Ramzee Stanton, WCU	30	253-402	.629	1-3	.333	131-176	.744	638	21.3
Tom Barlow, Bloom	22	153-330	.464	33-112	.295	108-137	.788	447	20.3
Rollie Smith, Clar	29	176-440	.400	97-269	.361	113-163	.693	562	19.4
Ron Banks, Ship	26	155-395	.392	63-181	.348	124-159	.780	497	19.1
Anthony Frazier, Chey	27	193-379	.509	7-25	.280	119-149	.799	512	18.2
Brett Longpre', Mans	29	161-375	.429	75-185	.405	130-150	.867	527	18.2
Bill McNeil, Mans	29	186-447	.416	38-109	.349	91-129	.705	501	17.3
Rob Sims, Edin	23	149-355	.420	22-68	.324	70-86	.814	390	17.0
Adam Bohman, Bloom	26	162-314	.516	2-12	.167	112-177	.633	438	16.8
Gerald Redding, Mill	32	172-408	.422	78-204	.382	113-147	.769	535	16.7

Rebounds	GP	No.	Avg.
Ishmeal Kamara, Cal	34	139	169
Jeff Brickus, Kutz	22	84	103
Rob Sims, Edin	23	70	86
Ryan Luckman, Bloom	26	88	110
Anthony Frazier, Chey	27	119	149
Johnny Gloster, Chey	24	59	74
Assists	GP	No.	Avg.
Ramzee Stanton, WCU	30	326	10.9
Jakim Donaldson, Edin	27	291	10.8
Bilal Salaam, Kutz	28	274	9.8
Lamont Jones, ESU	26	243	9.3
Adam Bohman, Bloom	26	228	8.8
Toochi Udeinya, Mill	32	270	8.4
Anthony Frazier, Chey	27	219	8.1
Chris Kelley, Clar	29	235	8.1
Fannar Olafsson, IUP	27	206	7.6

Steals	GP	No.	Avg.
Melvin Eason, Chey	21	158	7.5
Blocks	GP	No.	Avg.
Ryan Luckman, Bloom	26	170	6.54
Jeff Brickus, Kutz	22	112	5.09
Rob Sims, Edin	23	107	4.65
Jason Roscoe, Mans	29	131	4.52
Khari McKie, Mill	32	141	4.41
Naveen Mohiuddin, ESU	26	108	4.15
Brian Bryant, Mans	27	105	3.85
Eric Castorina, IUP	27	105	3.89
Ron Banks, Ship	26	100	3.85
Robert Williams, WCU	30	111	3.70
Turnovers	GP	No.	Avg.
Jeff Brickus, Kutz	22	49	2.23
Chris Kelley, Clar	29	62	2.14
Eric Castorina, IUP	27	57	2.11

The Pennsylvania State Athletic Conference

Rollie Smith, Clar	29	54	1.86
Anthony Frazier, Chey	27	48	1.78
Terrance Vaughns, Clar	29	50	1.72
Khari McKie, Mill	32	54	1.69
Ron Banks, Ship	26	42	1.62
Dave Johnson, SRU	25	40	1.60
Ed Peterson, IUP	27	43	1.59
Blocked Shots	GP	No.	Avg.
Bilal Salaam, Kutz	28	104	3.71
Sam Grannum, WCU	30	78	2.60
Michah Davenport, Mill	32	58	1.81
Jakim Donaldson, Edin	27	42	1.56
Jerome Goodman, Ship	24	35	1.46
Ryan Boles, Cal	27	33	1.22
Matt Jefferson, Bloom	23	26	1.13
Adam Bohman, Bloom	26	29	1.12
Glenn Jackson, Mans	29	27	0.93
Brian Rieben, LHU	26	24	0.92

TEAM STATISTICS

Scoring Offense	GP	Pts.	Avg.	
Millersville	32	2454	76.7	
West Chester	30	2289	76.3	
Kutztown	28	2112	75.4	
Mansfield	29	2178	75.1	
Indiana (Pa.)	27	1997	74.0	
Cheyney	27	1966	72.8	
Bloomsburg	26	1884	72.5	
Shippensburg	27	1923	71.2	
Clarion	29	2029	70.0	
California (Pa.)	34	2377	69.9	
East Stroudsburg	26	1792	68.9	
Edinboro	28	1876	67.0	
Lock Haven	27	1793	66.4	
Slippery Rock	25	1532	61.3	
Scoring Defense	GP	Pts.	Avg.	
California (Pa.)	34	2121	62.4	
Clarion	29	1843	63.6	
Millersville	32	2113	66.0	
Slippery Rock	25	1657	66.3	
Edinboro	28	1885	67.3	
West Chester	30	2050	68.3	
Indiana (Pa.)	27	1879	69.6	
Lock Haven	27	1922	71.2	
Kutztown	28	2004	71.6	
Cheyney	27	1939	71.8	
Mansfield	29	2108	72.7	
East Stroudsburg	26	1916	73.7	
Shippensburg	27	2056	76.1	
Bloomsburg	26	2017	77.6	
Scoring Margin	Own	Opp	Margin	
Millersville	76.7	66.0	+10.7	
West Chester	76.3	68.3	+8.0	
California (Pa.)	69.9	62.4	+7.5	
Clarion	70.0	63.6	+6.4	
Indiana (Pa.)	74.0	69.6	+4.4	
Kutztown	75.4	71.6	+3.9	
Mansfield	75.1	72.7	+2.4	
Cheyney	72.8	71.8	+1.0	
Edinboro	67.0	67.3	-0.3	
East Stroudsburg	68.9	73.7	-4.8	
Lock Haven	66.4	71.2	-4.8	
Shippensburg	71.2	76.1	-4.9	
Slippery Rock	61.3	66.3	-5.0	
Bloomsburg	72.5	77.6	-5.1	
Field Goal Pct.	GP	FG	FGA	Pct.
West Chester	30	836	1773	.472
California (Pa.)	34	847	1801	.470
Bloomsburg	26	680	1449	.469
Millersville	32	882	1886	.468
Kutztown	28	777	1697	.458
Cheyney	27	719	1638	.439
Indiana (Pa.)	27	724	1659	.436
East Stroudsburg	26	650	1513	.430
Mansfield	29	779	1833	.425
Edinboro	28	681	1619	.421

Slippery Rock	25	568	1354	.419
Lock Haven	27	614	1466	.419
Shippensburg	27	652	1580	.413
Clarion	29	689	1706	.404
Field Goal Pct. Defense	GP	FG	FGA	Pct.
California (Pa.)	34	782	1938	.404
Indiana (Pa.)	27	595	1450	.410
Clarion	29	621	1508	.412
Edinboro	28	696	1685	.413
Millersville	32	760	1838	.413
Lock Haven	27	686	1634	.420
West Chester	30	760	1809	.420
Slippery Rock	25	592	1360	.435
Mansfield	29	719	1645	.437
Kutztown	28	757	1730	.438
Cheyney	27	696	1578	.441
East Stroudsburg	26	690	1553	.444
Shippensburg	27	738	1642	.449
Bloomsburg	26	739	1610	.459
3-Point Field Goal Pct.	GP	3FG	3FGA	Pct.
Indiana (Pa.)	27	184	481	.383
Clarion	29	238	635	.375
Millersville	32	216	584	.370
Lock Haven	27	159	438	.363
California (Pa.)	34	185		

Year-by-Year Records

Year	W	L	Pct.	Coach
1928-29	12	2	.857	Sox Harrison
1929-30	8	6	.571	Sox Harrison
1930-31	11	4	.733	Sox Harrison
1931-32	12	1	.923	Sox Harrison
1932-33	9	4	.692	Sox Harrison
1933-34	8	5	.615	Sox Harrison
1934-35	8	3	.727	Sox Harrison
1935-36	5	5	.500	Sox Harrison
1936-37	7	6	.538	Sox Harrison
1937-38	6	8	.429	Sox Harrison
1938-39	8	2	.800	Sox Harrison
1939-40	13	4	.765	Sox Harrison
1940-41	11	4	.733	Sox Harrison
1941-42	3	7	.300	Sox Harrison
1942-43	1	1	.500	Sox Harrison
1943-44	World War II			
1944-45	World War II			
1945-46	0	5	.000	Sox Harrison
1946-47	7	8	.467	Sox Harrison
1947-48	4	11	.267	Sox Harrison
1948-49		9	.438	Sox Harrison
1949-50	12	5	.706	Sox Harrison
1950-51	9	9	.500	Sox Harrison
1951-52	6	12	.333	Sox Harrison
1952-53	8	13	.381	Sox Harrison
1953-54	6	12	.333	Art McComb
1954-55	8	12	.400	Art McComb
1955-56	3	17	.150	Art McComb
1956-57	5	14	.263	Bob Thurbon
1957-58	10	11	.476	Bob Thurbon
1958-59	8	12	.400	Bob Thurbon
1959-60	6	13	.316	Jim Smart
1960-61	6	15	.286	Loyal Park
1961-62	17	7	.708	Loyal Park
1962-63	11	9	.550	Jim McDonald
1963-64	16	6	.727	Jim McDonald
1964-65	10	8	.556	Jim McDonald
1965-66	18	5	.783	Jim McDonald

Year	W	L	Pct.	Coach
1966-67	11	11	.500	Jim McDonald
1967-68	19	5	.792	Jim McDonald
1968-69	14	8	.636	Jim McDonald
1969-70	13	9	.591	Jim McDonald
1970-71	16	8	.667	Jim McDonald
1971-72	17	9	.654	Dave Rooney
1972-73	13	9	.591	Jim McDonald
1973-74	18	6	.750	Jim McDonald
1974-75	22	5	.815	Jim McDonald
1975-76	24	5	.828	Guy Conti
1976-77	11	12	.478	Guy Conti
1977-78	9	15	.375	Guy Conti
1978-79	11	14	.440	Guy Conti
1979-80	21	6	.778	Guy Conti
1980-81	7	17	.292	Guy Conti
1981-82	22	8	.733	Guy Conti
1982-83	18	10	.643	Guy Conti
1983-84	17	11	.607	Guy Conti
1984-85	12	14	.462	Jim Sims
1985-86	18	13	.581	Jim Sims
1986-87	14	12	.538	Jim Sims
1987-88	12	15	.444	Jim Sims
1988-89	14	12	.538	Jim Sims
1989-90	22	5	.815	Greg Walcavich
1990-91	18	10	.643	Greg Walcavich
1991-92	20	9	.690	Greg Walcavich
1992-93	12	17	.414	Greg Walcavich
1993-94	20	8	.714	Greg Walcavich
1994-95	15	11	.577	Greg Walcavich
1995-96	21	8	.724	Greg Walcavich
1996-97	13	14	.481	Greg Walcavich
1997-98	26	8	.765	Greg Walcavich
1998-99	16	12	.571	Greg Walcavich
1999-2000	13	13	.500	Greg Walcavich
2000-01	21	7	.750	Greg Walcavich
2001-02	18	9	.667	Greg Walcavich
2002-03	17	11	.607	Greg Walcavich
73 Years	904	650	.582	10 Head Coaches

All-Time Coaches

Coach	Years	Seasons	Games	W	L	Pct.
Sox Harrison	1928-43/45-53	23	309	175	134	.566
Art McComb	1953-56	3	58	17	41	.291
Bob Thurbon	1956-59	3	60	23	37	.383
Jim Smart	1959-60	1	19	6	13	.316
Loyal Park	1960-62	2	45	23	22	.511
Jim McDonald	1962-71/72-75	12	270	181	89	.670
Dave Rooney	1971-72	1	26	17	9	.654
Guy Conti	1975-84	9	238	140	98	.588
Jim Sims	1984-89	5	136	70	66	.510
Greg Walcavich	1989-2003	14	393	252	142	.640
Totals - 10 Head Coaches	1928-2003	73	1554	904	650	.582



Jim McDonald



Guy Conti



Jim Sims

Individual & Team Records

INDIVIDUAL GAME

Most Points: 54 by Frank Smith vs. Fredonia State, 1966-67; 52 by Frank Smith vs. Kenyon, 1968-69
Most Field Goals Made: 21 by Frank Smith vs. Waynesburg, 1966-67; by Frank Smith vs. Kenyon, 1968-69
Most 3-Point Field Goals Made: 10 by Blake Johnson vs. Clarion, 2000-01; 10 by Jesse Ogden vs. Indiana(Pa.), 1996-97; 9 by Jesse Ogden vs. Point Park, 1996-97; by Jesse Ogden vs. Mansfield, 1996-97
Most Free Throws Made: 16 by Jakim Donaldson vs. Clarion, 2002-03
Most Free Throws Attempted: 22 by Jakim Donaldson vs. Clarion, 2002-03
Most Consecutive Free Throws Made: 14 by Ken Gerber (14 of 14) vs. Gannon, 1961-62
Most Rebounds: 39 by Don Dougan vs. Indiana(Pa.), 1964-65
Most Assists: 20 by Larry Betar vs. California(Pa.), 1973-74; 19 by Dave Knowlton vs. Grove City, 1969-70
Most Blocked Shots: 11 by Jason Roseto vs. Mansfield, 1999-2000; Melvin Hooker vs. Slippery Rock, 1979-80; 10 by Jason Roseto vs. Lock Haven, 2000-01; 10 by Michael Johnson vs. Point Park, 1995-96

SEASON

Most Points: 800 by Tyrone Mason, 1995-96
Highest Scoring Average: 30.1 by Frank Smith, 1966-67
Most Field Goals Made: 307 by Tyrone Mason, 1995-96
Most Field Goals Attempted: 594 by Tyrone Mason, 1995-96
Highest Field Goal Percentage: .647 by Ricky Jordan, 1987-88 (141 of 218)
Most 3-Point Field Goals Made: 118 by Jesse Ogden, 1997-98
Most 3-Point Field Goals Attempted: 286 by Jesse Ogden, 1997-98
Highest 3-Point Field Goal Percentage: .462 by Greg Fox, 1992-93 (37 of 80)
Most Free Throws Made: 139 by Billy Wade, 1989-90
Most Free Throws Attempted: 195 by Dwayne Butler, 1997-98

Highest Free Throw Percentage: .882 by Roy Stauffer, 1972-73 (90 of 102)
Most Consecutive Free Throws Made: 38 by Ken Gerber, 1961-62
Most Rebounds: 393 by Darryl Meacham, 1965-66
Highest Rebounding Average: 18.5 by Darryl Meacham, 1966-67
Most Assists: 273 by Adam Kaufman, 1997-98
Most Steals: 128 by Fred Riley, 1970-71
Most Blocked Shots: 125 by Melvin Hooker, 1979-80

CAREER

Most Points: 1,954 by Tyrone Mason, 1993-96
Highest Scoring Average: 23.6 by Tyrone Mason, 1993-96
Most Field Goals Made: 720 by Tyrone Mason, 1993-96
Most Field Goals Attempted: 1,508 by Don Lovett, 1976-80
Highest Field Goal Percentage: .640 by Ricky Jordan, 1986-88 (249 of 389)
Most 3-Point Field Goals Made: 334 by Jesse Ogden, 1994-98
Most 3-Point Field Goals Attempted: 815 by Jesse Ogden, 1994-98
Highest 3-Point Field Goal Percentage: .428 by Jose Davis, 1986-88 (134 of 313)
Most Free Throws Made: 364 by Dan Petchel, 1961-65
Most Free Throws Attempted: 509 by Jim Prokell, 1969-72
Highest Free Throw Percentage: .863 by Roy Stauffer, 1971-74 (239 of 277)
Most Rebounds: 992 by Don Dougan, 1963-68
Highest Rebounding Average: 12.8 by Darryl Meacham, 1963-67
Most Assists: 936 by Adam Kaufman, 1997-01
Most Steals: 246 by Fred Riley, 1969-72
Most Blocked Shots: 201 by Melvin Hooker, 1977-80
Most Games Played: 116 by Adam Kaufman, 1997-01

TEAM

GAME

Most Points Scored: 133 vs. Lock Haven, 1967-68
Most Points in a Half: 74 vs. Point Park, 1973-74
Most Combined Points: 256 vs. West Virginia Wesleyan (West Virginia Wesleyan 129, Edinboro 127 2OT), 1990-91
Most Field Goals Made: 54 vs. Lock Haven, 1967-68; vs. Alliance, 1973-74
Most Field Goals Attempted: 114 vs. Mercyhurst, 1999-2000
Most Free Throws Made: 34 vs. Lock Haven, 1998-99
Most Free Throws Attempted: 47 vs. Lock Haven, 1998-99
Highest Free Throw Percentage: 1.000 vs. Bloomsburg (12 of 12), 1998-99
Most Rebounds: 93 vs. Clarion, 1968-69
Longest Game: 5 overtimes vs. California(Pa.), 1988-89

SEASON

Most Wins: 26 in 1997-98
Most Losses: 17 in 1992-93; 1980-81 and 1955-56
Fewest Wins: 0 in 1945-46
Fewest Losses: 1 in 1931-32
Highest Winning Percentage: .923 in 1931-32 (12-1)
Lowest Winning Percentage: .000 in 1945-46 (0-5)
Most Consecutive Wins: 13 in 1975-76
Most Consecutive Losses: 12 in 1955-57
Most Points Scored: 2,784 in 1997-98
Highest Scoring Average: 89.4 in 1967-68
Most Field Goals Made: 1,003 in 1997-98
Most Field Goals Attempted: 2,231 in 1997-98
Highest Field Goal Percentage: .513 in 1966-67
Most 3-Point Field Goals Made: 247 in 1997-98
Most 3-Point Field Goals Attempted: 670 in 1997-98
Highest 3-Point Field Goal Percentage: .445 in 1987-88
Most Free Throws Made: 531 in 1997-98
Most Free Throws Attempted: 763 in 1985-86
Highest Free Throw Percentage: .736 in 1990-91
Most Rebounds: 1,385 in 1975-76
Highest Rebounding Average: 55.7 in 1965-66
Most Assists: 559 in 1990-91
Most Turnovers: 506 in 1974-75
Most Steals: 493 in 1970-71
Most Blocked Shots: 161 in 1989-90 and 2000-01
Most Games: 34 in 1997-98

EDINBORO IN THE NCAA DIVISION II PLAYOFFS

1981-82

NCAA East Regional

Bloomsburg 53, Edinboro 50
 Edinboro 56, Monmouth 53

1985-86

NCAA East Regional

Millersville 107, Edinboro 86

1993-94

NCAA East Regional

Edinboro 88, West Chester 67
 Indiana(Pa.) 90, Edinboro 77
 Gannon 75, Edinboro 66

1995-96

NCAA East Regional

Edinboro 90, Bloomsburg 82
 California(Pa.) 84, Edinboro 76

1997-98

NCAA East Regional

Edinboro 83, California(Pa.) 78
 Salem-Teikyo 91, Edinboro 83



Career Records



Tyrone Mason



Darryl Meacham

POINTS

1. Tyrone Mason (1993-96)	1,954
2. Walt Askins (1956-60)	1,739
3. Tim Smiley (1973-77)	1,553
4. Kenny Tate (1999-02)	1,552
5. Don Lovett (1976-80)	1,496
6. Billy Wade (1986-90)	1,446
7. Edwin Wright (1980-84)	1,420
8. Dan Petchel (1961-65)	1,344
9. Fred Riley (1969-72)	1,279
10. Jesse Ogden (1994-98)	1,246
11. Frank Smith (1965-69)	1,225
12. Aaron Brown (1988-92)	1,208
13. Jim Prokell (1969-72)	1,196
14. Tom Taylor (1984-87)	1,183
15. Gary Stanton (1974-78)	1,177
16. Adam Cheek (1991-93)	1,156
17. Roy Stauffer (1971-74)	1,149
18. Adam Kaufman (1997-01)	1,148
19. Steve Senko (1979-83)	1,145
20. Don Dougan (1963-68)	1,095
21. Jose Davis (1982-83, '86-88)	1,066
22. Sterling Washington (1988-91)	931
23. Price Williams (1991-92, '93-94)	912
24. Melvin Hooker (1977-80)	904
25. Terrance Jenkins (1983-86)	895
Earl Minor (1983-85)	895
27. Land Battle (1980-83)	893
28. Darryl Meachem (1963-67)	881
29. Rod Vashaw (1956-60)	879
30. Sean Gibson (1991-93)	869
31. Duke Gartrell (1999-03)	847
32. Bob McVeigh (1949-51)	840
33. Wendel Rojik (1960-64)	812
34. Phillip Melton (1992-96)	808
35. Alonzo Craig (1973-77)	798
36. Dave Shenefelt (1962-66)	797
37. Blake Johnson (2000-02)	792
38. Larry Betar (1971-75)	755
39. Jim Sims (1960-64)	730
40. Harry Jenkins (1965-69)	728
41. Ken Barker (1960-63)	708
42. Jean Paul (1998-00)	701
43. Art Dickenson (1968-71)	692
44. Michael Johnson (1995-96, '98-99)	684
45. Tyrone Tillman (1977-80)	667
46. Warren Chance (1997-98)	635
47. Dennis Hampton (1973-76)	613
48. Eric Trosch (1985-89)	612
49. George Satler (1985-89)	611
50. Ricky Jordan (1986-88)	609

SCORING AVERAGE

1. Tyrone Mason (1993-96)	23.6
2. Adam Cheek (1991-93)	19.9
3. Kenny Tate (1999-02)	19.2
4. Warren Chance (1997-98)	18.7
5. Price Williams (1991-92, '93-94)	17.9
6. Fred Riley (1969-71)	17.8
7. Frank Smith (1965-69)	16.8
8. Earl Minor (1983-85)	16.6
9. Jim Prokell (1969-72)	16.6
10. Roy Stauffer (1971-74)	16.2

Blake Johnson (2000-02)16.2

REBOUNDS

1. Don Dougan (1963-68)	992
2. Darryl Meachem (1963-67)	897
3. Kenny Tate (1999-02)	843
4. Gary Stanton (1974-78)	841
5. Billy Wade (1986-90)	792
6. Dan Petchel (1961-65)	744
7. Land Battle (1980-83)	732
8. Aaron Brown (1988-92)	714
9. Melvin Hooker (1977-80)	690
10. Ken Barker (1960-65)	689
11. Phillip Melton (1992-96)	651
Don Lovett (1976-80)	651
13. Tom Taylor (1984-87)	648
14. Frank Smith (1965-69)	637
15. Wendel Rojik (1960-64)	622
16. Jim Prokell (1969-72)	593
17. Dennis Hampton (1973-76)	543
18. Sterling Washington (1988-91)	526

REBOUNDING AVERAGE

1. Darryl Meachem (1963-67)	12.8
2. Melvin Hooker (1977-80)	12.2
3. Don Dougan (1963-68)	11.5
4. Bob Burlingame (1969-70)	11.4
5. Dennis Hampton (1973-76)	10.6
6. Kenny Tate (1999-02)	10.4
7. Land Battle (1980-83)	10.2
Mickey Unick (1967-69)	10.2
Lynn Nelson (1965-67)	10.2
10. Dan Petchel (1961-65)	8.9

FIELD GOAL PERCENTAGE

1. Ricky Jordan (1986-88)	249-389	.640
2. Billy Wade (1986-90)	571-997	.573
3. Lasana Crider (1991-94)	196-346	.566
4. Phillip Melton (1992-96)	340-602	.565
5. Mickey Unick (1967-69)	175-313	.559
6. Land Battle (1980-83)	393-707	.556
7. Michael Johnson (1995-96; '98-99)	281-531	.548
8. Lynn Nelson (1965-67)	186-353	.527
9. Darryl Meachem (1963-67)	352-670	.525
10. Tom Taylor (1984-87)	459-877	.523

FIELD GOALS MADE

1. Tyrone Mason (1993-96)	720
2. Tim Smiley (1973-77)	659
3. Don Lovett (1976-80)	646
4. Kenny Tate (1999-02)	623
5. Edwin Wright (1980-84)	597
6. Billy Wade (1986-90)	571
7. Fred Riley (1969-72)	536
8. Gary Stanton (1974-78)	517
9. Dan Petchel (1961-65)	490
10. Aaron Brown (1988-92)	487

Career Records

FIELD GOALS ATTEMPTED

1. Don Lovett (1976-80)	1,508
2. Tim Smiley (1973-77)	1,501
3. Tyrone Mason (1993-96)	1,439
4. Edwin Wright (1980-84)	1,328
5. Kenny Tate (1999-02)	1,244
6. Fred Riley (1969-72)	1,117
7. Gary Stanton (1974-78)	1,062
8. Aaron Brown (1988-92)	1,030
9. Steve Senko (1979-83)	999
10. Billy Wade (1986-90)	997

FREE THROW PERCENTAGE

1. Roy Stauffer (1971-74)	239-277	.863
2. Jose Davis (1982-83; '86-88)	197-232	.849
3. Tyrone Mason (1993-96)	349-413	.845
4. Adam Cheek (1991-93)	176-211	.834
5. Warren Chance (1997-98)	110-133	.827
6. Sean Gibson (1990-93)	168-207	.812
7. Walter Reap (1990-91; '93-94)	112-139	.806
8. Adam Kaufman (1997-01)	291-362	.804
9. Mark Murdock (1989-91)	102-127	.803
10. Charlie Hickox (1973-75)	124-156	.795
Duke Gartrell (1999-03)	105-132	.795

FREE THROWS MADE

1. Dan Petchel (1961-65)	364
2. Jim Prokell (1969-72)	358
3. Tyrone Mason (1993-96)	349
4. Billy Wade (1986-90)	299
5. Kenny Tate (1999-02)	297
Steve Senko (1979-83)	297
7. Adam Kaufman (1997-01)	291
8. Don Dougan (1963-68)	275
9. Tom Taylor (1984-87)	265
10. Frank Smith (1965-69)	259

FREE THROWS ATTEMPTED

1. Jim Prokell (1969-72)	509
2. Dan Petchel (1961-65)	508
3. Kenny Tate (1999-02)	415
4. Tyrone Mason (1993-95)	413
5. Don Dougan (1963-68)	399
6. Billy Wade (1986-90)	396
7. Frank Smith (1965-69)	394
8. Steve Senko (1979-83)	390
9. Tom Taylor (1984-87)	386

3-PT. FIELD GOAL PERCENTAGE

1. Jose Davis (1986-88)	134-313	.428
2. Adam Cheek (1991-93)	100-242	.413
3. Greg Fox (1989-93)	60-146	.411
4. Jesse Ogden (1994-98)	334-815	.410
5. Warren Chance (1997-98)	77-196	.393
6. George Satler (1985-89)	60-158	.380

7. Jean Paul (1998-00)	81-214	.379
8. Price Williams (1991-92; '93-94)	84-222	.378
9. Blake Johnson (2000-02)	168-448	.375
10. Duke Gartrell (1999-03)	176-518	.340

3-PT. FIELD GOALS MADE

1. Jesse Ogden (1994-98)	334
2. Duke Gartrell (1999-03)	176
3. Blake Johnson (2000-02)	168
4. Tyrone Mason (1993-96)	165
5. Adam Kaufman (1997-01)	161
6. Jose Davis (1986-88)	134
7. Adam Cheek (1991-93)	100
8. Price Williams (1991-92; '93-94)	84
9. Jean Paul (1998-00)	81
10. Warren Chance (1997-98)	77

3-PT. FIELD GOALS ATTEMPTED

1. Jesse Ogden (1994-98)	815
2. Duke Gartrell (1999-03)	518
3. Tyrone Mason (1993-96)	486
4. Adam Kaufman (1997-01)	467
5. Blake Johnson (2000-02)	448
6. Jose Davis (1986-88)	313
7. Adam Cheek (1991-93)	242
8. Tim Miller (1995-97)	226
9. Price Williams (1991-92; '93-94)	222
10. Mark Murdock (1989-91)	219

ASSISTS

1. Adam Kaufman (1997-2000)	936
2. Steve Senko (1979-83)	515
3. Dave Knowlton (1968-71)	501
4. Tyrone Mason (1993-96)	401
5. Greg Fox (1989-93)	365
6. Larry Betar (1971-75)	341
7. Tim Smiley (1973-77)	323
8. Derek Walton (1990-92)	299
9. Dean Doss (1995-97)	280
10. Roy Stauffer (1971-74)	266

STEALS

1. Fred Riley (1969-72)	246
2. Adam Kaufman (1997-01)	213
3. Steve Senko (1979-83)	201
4. Tim Smiley (1973-77)	174
5. Dave Knowlton (1968-71)	162
6. Sterling Washington (1988-91)	161
7. Tyrone Mason (1993-96)	157
8. Edwin Wright (1980-84)	148
9. Roy Stauffer (1971-74)	142
10. Mark Murdock (1989-91)	135


BLOCKED SHOTS

1. Melvin Hooker (1977-80)	201
2. Jason Roseto (1999-2001)	168

3. Gary Stanton (1974-78)	147
4. Barry Marshall (1980-84)	138
5. Alonzo Jenkins (1986-88)	122
6. Land Battle (1980-83)	120
7. Billy Wade (1986-90)	119
8. Michael Johnson (1995-96; '98-99)	109
9. Aaron Brown (1988-92)	107
10. Sterling Washington (1988-91)	83

GAMES PLAYED

1. Adam Kaufman (1997-01)	116
2. Jesse Ogden (1994-98)	110
3. Aaron Brown (1988-92)	108
Edwin Wright (1980-84)	108
5. Duke Gartrell (1999-03)	107
6. Steve Senko (1979-83)	106
7. Willie Lee (1980-84)	105
8. Eric Trosch (1985-89)	103
9. Gary Stanton (1974-78)	101
10. Billy Wade (1986-90)	100
Tim Smiley (1973-77)	100



Steve Senko

Season Records

POINTS

1. Tyrone Mason (1995-96)800
2. Tyrone Mason (1994-95)691
3. Warren Chance (1997-98)635
4. Adam Cheek (1991-92)594
5. Jose Davis (1987-88)576
6. Adam Cheek (1992-93)562
7. Price Williams (1993-94)557
8. Billy Wade (1989-90)557
9. Kenny Tate (1999-00)533
10. Dwayne Butler (1997-98)532
11. Kenny Tate (2000-01)516
12. Tim Smiley (1975-76)508
13. Kenny Tate (2001-02)503
14. Walt Askins (1956-57)496
15. Don Lovett (1978-79)494
16. Blake Johnson (2000-01)493
17. Fred Riley (1971-72)492
18. Fred Riley (1970-71)485
19. Sterling Washington (1990-91)480
20. Sean Gibson (1992-93)467
21. Frank Smith (1968-69)466
22. Tyrone Mason (1993-94)463
23. Earl Minor (1984-85)463
24. Dan Petchel (1964-65)460

SCORING AVERAGE

1. Frank Smith (1966-67)30.1
2. Tyrone Mason (1995-96)27.6
3. Tyrone Mason (1994-95)26.6
4. Walt Askins (1956-57)26.1
5. Dan Petchel (1964-65)25.6
6. Jose Davis (1987-88)21.3
7. Frank Smith (1968-69)21.2
8. Billy Wade (1989-90)20.6
9. Adam Cheek (1991-92)20.5
10. Kenny Tate (1999-00)20.5
11. Fred Riley (1970-71)20.2
12. Price Williams (1993-94)19.9
13. Price Williams (1991-92)19.9
14. Don Lovett (1978-79)19.8
15. Roy Stauffer (1972-73)19.5

REBOUNDS

1. Darryl Meacham (1965-66)393
2. Melvin Hooker (1979-80)345
3. Amos Upshaw (1997-98)311
4. Mickey Unick (1967-68)303
5. Land Battle (1981-82)299
6. Dennis Hampton (1975-76)299
7. Kenny Tate (2000-01)293
8. Jakim Donaldson (2002-03)291
9. Don Dougan (1967-68)287
10. Kenny Tate (2001-02)283
11. Billy Wade (1988-89)272
12. Don Dougan (1965-66)268
13. Kenny Tate (1999-00)267
14. Tom Taylor (1985-86)250
15. Bob Burlingame (1969-70)250
16. Frank Smith (1968-69)250

REBOUNDING AVERAGE

1. Darryl Meacham (1966-67)18.5
2. Darryl Meacham (1965-66)17.1
3. Frank Smith (1966-67)13.9
4. Melvin Hooker (1979-80)13.8
5. Dan Petchel (1964-65)13.1
6. Mickey Unick (1967-68)12.6
7. Lynn Nelson (1966-67)12.2
8. Don Dougan (1967-68)12.0
9. Art Dickenson (1970-71)11.8
10. Don Dougan (1965-66)11.6
11. Don Dougan (1964-65)11.6
12. Melvin Hooker (1978-79)11.5
13. Bob Burlingame (1969-70)11.4
14. Frank Smith (1968-69)11.4
15. Land Battle (1980-81)11.0
16. Jakim Donaldson (2002-03)10.8

FIELD GOAL PERCENTAGE

1. Ricky Jordan (1987-88)141-218	.647
2. Michael Johnson (1995-96)	121-188	.644
3. Ricky Jordan (1986-87)	108-171	.632
4. Darryl Meacham (1966-67)	62-102	.607
5. Frank Smith (1966-67)	102-173	.593
6. Phillip Melton (1995-96)	68-115	.591
7. Billy Wade (1988-89)	182-308	.590
8. Mickey Unick (1967-68)	148-254	.582
9. Lasana Crider (1992-93)	83-144	.576
10. Billy Wade (1987-88)	139-243	.573

FIELD GOALS MADE

1. Tyrone Mason (1995-96)307
2. Tyrone Mason (1994-95)242
3. Adam Cheek (1991-92)234
4. Warren Chance (1997-98)224
5. Tim Smiley (1975-76)222
6. Kenny Tate (2000-01)213
7. Kenny Tate (1999-00)211
8. Fred Riley (1970-71)210
9. Price Williams (1993-94)209
10. Billy Wade (1989-90)209

FIELD GOALS ATTEMPTED

1. Tyrone Mason (1995-96)594
2. Tyrone Mason (1994-95)509
3. Warren Chance (1997-98)496
4. Tim Smiley (1975-76)494
5. Adam Cheek (1991-92)482
6. Don Lovett (1978-79)479
7. Don Lovett (1979-80)465
8. Adam Cheek (1992-93)442
9. Blake Johnson (2000-01)440
10. Kenny Tate (1999-00)431

FREE THROW PERCENTAGE

1. Roy Stauffer (1972-73)	90-102	.882
2. Tyrone Mason (1994-95)	124-142	.873



Adam Cheek



Tim Smiley

Season Records

3. Roy Stauffer (1971-72)	81-93	.871
4. Tyrone Mason (1995-96)	153-176	.865
5. Adam Cheek (1992-93)	96-111	.865
6. Rob Schodt (1998-99)	56-65	.862
7. Mark Murdock (1990-91)	66-77	.857
8. Jose Davis (1987-88)	122-143	.853
9. Ken Gerber (1961-62)	63-74	.851
10. Fred Riley (1971-72)	100-118	.847

FREE THROWS MADE

1. Billy Wade (1989-90)139
2. Dwayne Butler (1997-98)128
3. Derek Walton (1990-91)128
4. Jim Prokell (1969-70)127
5. Dan Petchel (1964-65)126
6. Tyrone Mason (1994-95)124
7. Earl Minor (1984-85)123
8. Jose Davis (1987-88)122
9. Jim Prokell (1969-70)116
10. Jim Prokell (1970-71)115
11. Dan Petchel (1963-64)115
12. Tom Taylor (1985-86)114
13. Warren Chance (1997-98)110
14. Kenny Tate (1999-00)108
15. Kenny Tate (2001-02)101

FREE THROWS ATTEMPTED

1. Dwayne Butler (1997-98)195
2. Jim Prokell (1971-72)192
3. Billy Wade (1989-90)179
4. Tyrone Mason (1995-96)176
5. Dan Petchel (1964-65)169
6. Darryl Meacham (1965-66)168
7. Jim Prokell (1969-70)164
8. Kenny Tate (1999-00)161
9. Jakim Donaldson (2002-03)158
10. Derek Walton (1990-91)157
11. Tom Taylor (1985-86)157

3-PT. FIELD GOAL PERCENTAGE

1. Dan Grabill (2001-02)	45-86	.523
2. Michael Johnson (1998-99)	25-54	.463
3. Greg Fox (1992-93)	37-80	.462
4. Jose Davis (1987-88)	80-176	.455
5. Jesse Ogden (1995-96)	89-200	.445
6. Adrian Batts (1989-90)	32-72	.444
7. Adam Cheek (1991-92)	46-110	.418
8. Jesse Ogden (1996-97)	106-257	.413
9. Adam Cheek (1992-93)	54-132	.409
10. Jesse Ogden (1997-98)	116-286	.406

3-PT. FIELD GOALS MADE

1. Jesse Ogden (1997-98)116
2. Blake Johnson (2000-01)111
3. Jesse Ogden (1996-97)106
4. Jesse Ogden (1995-96)89
5. Tyrone Mason (1994-95)83
6. Jose Davis (1987-88)80
7. Warren Chance (1997-98)77

8. Adam Kaufman (1999-00)59
9. Tim Miller (1996-97)59
10. Price Williams (1993-94)59

3-PT. FIELD GOALS ATTEMPTED

1. Jesse Ogden (1997-98)286
2. Blake Johnson (2000-01)282
3. Jesse Ogden (1996-97)257
4. Tyrone Mason (1994-95)241
5. Jesse Ogden (1995-96)200
6. Warren Chance (1997-98)196
7. Jose Davis (1987-88)176
8. Blake Johnson (2001-02)166
9. Duke Gartrell (2002-03)165
10. Adam Kaufman (1999-00)161

ASSISTS

1. Adam Kaufman (1997-98)273
2. Adam Kaufman (2000-01)249
3. Greg Fox (1992-93)222
4. Adam Kaufman (1999-00)211
5. Adam Kaufman (1998-99)203
6. Dave Knowlton (1970-71)194
7. Dave Knowlton (1969-70)174
8. Steve Senko (1982-83)157
9. Tyrone Mason (1993-94)156
10. Derek Walton (1991-92)150

STEALS

1. Fred Riley (1970-71)128
2. Dave Knowlton (1970-71)115
3. Mark Murdock (1990-91)96
4. Dean Doss (1995-96)79
5. Sterling Washington (1990-91)75
6. Price Williams (1993-94)73
7. Nick Brascetta (1979-80)71
8. Sterling Washington (1989-90)69
9. Adam Kaufman (1997-98)67
10. Adrian Batts(1989-90)66

BLOCKED SHOTS

1. Melvin Hooker (1979-80)125
2. Jason Roseto (2000-01)97
3. Michael Johnson (1998-99)72
4. Jason Roseto (1999-00)71
5. Barry Marshall (1983-84)67
6. Alonzo Jenkins (1987-88)64
7. Alonzo Jenkins (1986-87)58
8. Billy Wade (1989-90)56
9. Land Battle (1980-81)55
10. Junior Simpson (1991-92)49



Jesse Ogden



Melvin Hooker

1,000-Point Club



Billy Wade



Aaron Brown

1954 Tyrone Mason ♦ G ♦ 6-1 ♦ Philadelphia, PA

Season	G	FG-FGA	PCT.	3FG-3FGA	PCT.	FT-FTA	PCT.	PTS.	AVG.
1993-94	28	171-336	.509	49-134	.366	72-95	.758	463	16.5
1994-95	26	242-509	.475	83-241	.344	124-142	.873	691	26.6
1995-96	29	307-594	.517	33-111	.297	153-176	.869	800	27.6
Totals	83	720-1439	.500	165-486	.340	349-413	.845	1954	23.6

1739 Walt Askins ♦ F ♦ 6-5 ♦ Erie, PA

Year-by-year statistics not available.

1553 Tim Smiley ♦ G ♦ 6-1 ♦ Ft. Wayne, IN

1973-74	22	86-194	.443			35-49	.714	207	9.4
1974-75	27	176-404	.436			60-89	.674	412	15.3
1975-76	29	222-494	.449			64-83	.771	508	17.5
1976-77	22	175-409	.427			76-94	.808	426	19.4
Totals	115	471-1226	.384			222-293	.758	1553	12.4

1552 Kenny Tate ♦ F ♦ 6-3 ♦ Philadelphia, PA

1999-00	26	211-431	.490	3-9	.333	108-161	.671	533	20.5
2000-01	28	213-409	.521	2-3	.667	88-121	.727	516	18.4
2001-02	27	199-404	.493	4-14	.286	101-131	.771	503	18.6
Totals	81	623-1244	.501	9-26	.346	297-413	.719	1552	19.2

1496 Don Lovett ♦ F ♦ 5-11 ♦ Cleveland Heights, OH

1976-77	23	79-192	.411			11-26	.423	169	7.3
1977-78	23	166-372	.446			50-62	.806	382	16.6
1978-79	25	202-479	.422			90-117	.770	494	19.8
1979-80	26	199-465	.428			53-71	.746	451	17.3
Totals	97	646-1508	.428			204-276	.739	1496	15.4

1446 Billy Wade ♦ F ♦ 6-7 ♦ Belle Glade, FL

1986-87	22	41-79	.519	0-1	.000	28-34	.824	110	5.0
1987-88	25	139-242	.574	3-5	.600	57-77	.740	338	13.5
1988-89	26	182-308	.590	2-22	.091	75-106	.707	441	16.9
1989-90	27	209-367	.569	0-3	.000	139-179	.777	557	20.6
Totals	100	571-996	.573	5-31	.161	299-396	.755	1446	14.5

1420 Edwin Wright ♦ C ♦ 6-1 ♦ Clewiston, FL

1980-81	23	120-312	.385			54-74	.730	294	12.3
1981-82	28	135-298	.453			35-54	.648	305	10.9
1982-83	28	157-323	.486			.66-86	.767	380	13.6
1983-84	28	185-395	.468			71-103	.689	441	15.8
Totals	107	597-1328	.450			226-317	.713	1337	12.4

1344 Dan Petchel ♦ F ♦ 6-4 ♦ Sheffield, PA

1961-62	24	65-142	.458			60-87	.690	190	7.9
1962-63	20	111-222	.500			63-97	.649	285	14.3
1963-64	22	147-300	.490			115-155	.742	409	18.5
1964-65	18	167-299	.558			126-169	.743	460	25.6
Totals	84	490-963	.509			364-508	.717	1344	16.0

1279 Fred Riley ♦ G ♦ 5-10 ♦ Clearfield, PA

1969-70	22	130-298	.436			42-74	.566	302	13.7
1970-71	24	210-425	.494			65-90	.722	485	20.2
1971-72	26	196-394	.497			100-118	.847	492	18.9
Totals	72	536-1117	.480			207-282	.734	1279	17.8

1246 Jesse Ogden ♦ G ♦ 6-5 ♦ Georgetown, ONT

1994-95	22	28-85	.329	23-72	.319	13-15	.867	92	4.2
1995-96	27	101-222	.455	89-200	.445	31-40	.775	322	11.9
1996-97	27	119-299	.398	106-257	.413	56-70	.800	400	14.8
1997-98	34	129-340	.379	116-286	.406	58-77	.753	432	12.7
Totals	110	377-946	.399	334-815	.410	158-202	.782	1246	11.3

1225 Frank Smith ♦ F ♦ 6-2 ♦ Bentleyville, PA

1965-66	18	15-18	.833			11-23	.478	41	2.2
1966-67	9	102-172	.594			67-106	.630	271	30.1

1,000-Point Club

1967-68	24	177-362	.481			93-122	.762	447	18.6
1968-69	22	189-388	.487			88-143	.615	466	21.2
Totals	73	483-940	.514			259-394	.657	1225	16.8

1208 Aaron Brown ♦ F ♦ 6-5 ♦ Rochester, NY

1988-89	26	141-294	.480	2-5	.000	76-104	.731	360	13.8
1989-90	27	102-239	.427	0-3	.000	57-87	.695	261	9.7
1990-91	26	105-211	.498	0-1	.000	42-63	.667	252	9.7
1991-92	29	139-286	.486	0-2	.000	57-86	.663	335	11.6
Totals	108	487-1030	.473	2-11	.182	232-340	.682	1208	11.2

1196 Jim Prokell ♦ F ♦ 6-0 ♦ Pittsburgh, PA

1969-70	22	108-196	.551			116-164	.707	332	15.1
1970-71	24	158-317	.498			115-153	.752	431	17.9
1971-72	26	153-315	.486			127-192	.661	433	16.6
Totals	72	419-828	.506			358-509	.703	1196	16.6

1183 Tom Taylor ♦ C ♦ 6-7 ♦ Erie, PA

1984-85	26	165-319	.517			69-109	.633	399	15.3
1985-86	30	161-311	.518			114-157	.726	436	14.5
1986-87	26	133-247	.538			82-120	.683	348	13.4
Totals	82	459-877	.523			265-386	.687	1183	14.4

1177 Gary Stanton ♦ C ♦ 6-7 ♦ Cleveland, OH

1974-75	27	77-145	.531			19-35	.543	173	6.4
1975-76	28	131-277	.473			35-54	.648	297	10.6
1976-77	23	147-295	.498			41-65	.630	335	14.6
1977-78	23	162-345	.470			48-66	.727	372	16.1
Totals	101	517-1062	.487			143-220	.650	1177	11.7

1156 Adam Cheek ♦ G ♦ 6-2 ♦ Louisville, KY

1991-92	29	234-482	.485	46-110	.418	80-100	.800	594	20.5
1992-93	29	206-442	.466	54-132	.409	96-111	.865	562	19.4
Totals	58	440-924	.476	100-242	.413	176-211	.834	1156	19.9

1149 Roy Stauffer ♦ G ♦ 5-10 ♦ Emmaus, PA

1971-72	26	138-267	.517			81-93	.871	357	13.7
1972-73	22	170-348	.489			90-102	.882	430	19.5
1973-74	23	147-310	.474			68-82	.829	362	15.7
Totals	71	455-925	.492			239-277	.863	1149	16.2

1148 Adam Kaufman ♦ G ♦ 5-11 ♦ Coraopolis, PA

1997-98	34	68-180	.378	22-75	.293	58-79	.734	216	6.4
1998-99	28	98-255	.384	38-115	.330	73-90	.811	307	11.0
1999-00	26	92-249	.369	59-161	.366	64-78	.821	307	11.8
2000-01	28	90-232	.388	42-116	.362	96-115	.835	318	11.4
Totals	116	348-916	.380	161-467	.345	291-362	.804	1148	9.9

1145 Steve Senko ♦ G ♦ 5-9 ♦ Ambler, PA

1979-80	26	43-107	.402			30-39	.770	116	4.7
1980-81	24	109-253	.431			84-110	.764	302	12.6
1981-82	28	140-314	.446			85-114	.746	365	13.0
1982-83	28	132-325	.406			98-127	.772	362	12.9
Totals	106	424-999	.424			297-390	.762	1145	10.8


1095 Don Dougan ♦ C/F ♦ 6-7 ♦ Edinboro, PA

1963-64	22	102-224	.455			52-76	.684	256	11.6
1964-65	17	62-142	.437			47-78	.602	171	10.0
1965-66	23	130-278	.468			95-141	.674	355	15.4
1967-68	24	116-210	.552			81-104	.779	313	13.0
Totals	86	410-854	.480			275-399	.689	1095	12.7

1066 Jose Davis ♦ G ♦ 5-10 ♦ Cleveland Heights, OH

1982-83	16	25-51	.490	1-2	.500	12-14	.857	63	3.9
1986-87	26	1							

Yearly Leaders



Fred Riley



Adam Kaufman

SCORING

Season	Player	G	FG-FGA	Pct.	FT-FTA	Pct.	Pts.	Avg.
1962-63	Dan Petchel	20	111-222	.500	63-97	.649	285	14.3
1963-64	Dan Petchel	22	147-300	.490	115-155	.742	409	18.5
1964-65	Dan Petchel	18	167-299	.558	126-169	.743	460	25.6
1965-66	Darryl Meacham	23	158-292	.541	97-168	.577	413	18.0
1966-67	Lynn Nelson	16	102-175	.583	43-56	.768	247	15.4
1967-68	Frank Smith	24	177-362	.481	93-122	.762	447	18.6
1968-69	Frank Smith	22	189-388	.487	88-143	.615	466	21.2
1969-70	Jim Prokell	22	108-196	.551	116-164	.707	332	15.1
1970-71	Fred Riley	24	210-425	.494	65-90	.722	485	20.2
1971-72	Fred Riley	26	196-394	.497	100-118	.847	492	18.9
1972-73	Roy Stauffer	22	170-348	.489	90-102	.882	430	19.5
1973-74	Roy Stauffer	23	147-310	.474	68-82	.829	362	15.7
1974-75	Tim Smiley	27	176-404	.436	60-89	.674	412	15.3
1975-76	Tim Smiley	29	222-494	.449	64-83	.771	508	17.5
1976-77	Tim Smiley	22	175-409	.427	76-94	.808	426	19.4
1977-78	Don Lovett	23	166-372	.446	50-62	.806	382	16.6
1978-79	Don Lovett	25	202-479	.422	90-117	.770	494	19.8
1979-80	Don Lovett	27	207-489	.423	54-73	.740	468	17.3
1980-81	Steve Senko	23	106-245	.433	82-107	.766	294	12.8
1981-82	Steve Senko	28	140-314	.446	85-114	.746	365	13.0
1982-83	Edwin Wright	28	157-323	.486	66-86	.767	380	13.6
1983-84	Edwin Wright	28	185-395	.468	71-103	.689	441	15.8
1984-85	Earl Minor	26	170-357	.476	123-155	.794	463	17.8
1985-86	Tom Taylor	30	161-311	.518	114-157	.726	436	14.5
1986-87	Jose Davis	26	155-353	.439	63-75	.840	427	16.4
1987-88	Jose Davis	27	187-423	.442	122-143	.853	576	21.3
1988-89	Billy Wade	26	182-308	.590	75-106	.707	441	16.9
1989-90	Billy Wade	27	209-367	.569	139-179	.777	557	20.6
1990-91	Sterling Washington	28	188-388	.485	99-151	.656	480	17.4
1991-92	Adam Cheek	29	234-482	.485	80-100	.800	594	20.5
1992-93	Adam Cheek	29	206-442	.446	96-111	.865	562	19.4
1993-94	Price Williams	28	209-411	.509	80-119	.672	557	19.9
1994-95	Tyrone Mason	26	242-509	.475	124-142	.873	691	26.6
1995-96	Tyrone Mason	29	307-594	.517	153-176	.869	800	27.6
1996-97	Antoine Jefferson	27	175-309	.566	57-84	.679	413	15.3
1997-98	Warren Chance	34	224-496	.452	110-133	.827	635	18.7
1998-99	Michael Johnson	28	160-325	.492	82-122	.672	427	15.2
1999-00	Kenny Tate	26	211-431	.409	108-161	.671	533	20.5
2000-01	Kenny Tate	28	213-409	.521	88-121	.727	516	18.4
2001-02	Kenny Tate	27	199-404	.493	101-131	.771	503	18.6
2002-03	Rob Sims	23	149-355	.420	70-86	.814	390	17.0

REBOUNDING

Season	Player	G	Reb.	Avg.
1962-63	Ken Barker	20	174	8.7
1963-64	Don Dougan	22	241	10.0
1964-65	Dan Petchel	18	236	13.1
1965-66	Darryl Meacham	23	393	17.1
1966-67	Lynn Nelson	16	195	12.2
1967-68	Mickey Unick	24	303	12.6
1968-69	Frank Smith	22	250	11.4
1969-70	Bob Burlingame	22	250	11.4
1970-71	Rich Sulka	23	215	8.9
1971-72	Jim Prokell	26	208	8.0
1972-73	Don Gerdich	21	143	6.8
1973-74	Dennis Hampton	23	244	10.6
1974-75	Charlie Hickox	27	197	7.3
1975-76	Dennis Hampton	28	299	10.7
1976-77	Gary Stanton	23	229	10.0
1977-78	Gary Stanton	23	247	10.7
1978-79	Melvin Hooker	16	184	11.5
1979-80	Melvin Hooker	26	363	14.0
1980-81	Land Battle	17	187	11.0
1981-82	Land Battle	28	299	10.7
1982-83	Land Battle	27	246	9.1
1983-84	Barry Marshall	28	181	6.5
1984-85	Tom Taylor	26	216	8.3
1985-86	Tom Taylor	30	250	8.3

Season	Player	G	FG-FGA	Pct.
1986-87	Ricky Jordan	24	213	8.9
1987-88	Ricky Jordan	26	218	8.4
1988-89	Billy Wade	26	272	10.5
1989-90	Billy Wade	27	243	9.0
1990-91	Sterling Washington	28	239	8.5
1991-92	Aaron Brown	29	228	7.9
1992-93	Adam Cheek	29	214	7.4
1993-94	Price Williams	28	249	8.9
1994-95	Corey Keyes	25	238	9.5
1995-96	Phillip Melton	28	176	6.3
1996-97	Brian Ellis	27	180	6.7
1997-98	Amos Upshaw	34	311	9.1
1998-99	Troy Stout	28	214	7.6
1999-00	Kenny Tate	26	267	10.3
2000-01	Kenny Tate	28	293	10.5
2001-02	Kenny Tate	27	283	10.5
2002-03	Jakim Donaldson	27	291	10.8

FIELD GOAL PCT.

Season	Player	G	FG-FGA	Pct.
1962-63	Dan Petchel	20	111-222	.500
	Ken Barker	20	66-132	.500
1963-64	Wilbert Barnhardt	18	57-110	.518
1964-65	Dan Petchel	18	167-299	.558
1965-66	Darryl Meacham	23	158-292	.541
1966-67	Lynn Nelson	16	102-175	.583

Yearly Leaders

Season	Player	G	3G-3GA	Pct.
1967-68	Mickey Unick	24	148-254	.582
1968-69	Frank Smith	22	189-388	.487
1969-70	Jim Prokell	22	108-196	.551
1970-71	Jim Prokell	24	158-317	.498
1971-72	Roy Stauffer	26	138-267	.517
1972-73	Larry Betar	22	114-231	.494
1973-74	Dennis Hampton	23	123-252	.488
1974-75	Don Childs	27	124-253	.490
1975-76	Don Childs	29	137-286	.479
1976-77	Gary Stanton	23	147-295	.498
1977-78	Gary Stanton	23	162-345	.470
1978-79	Terry Wilson	25	93-196	.474
1979-80	Melvin Hooker	26	189-369	.512
1980-81	Land Battle	17	93-172	.541
1981-82	Land Battle	28	160-289	.554
1982-83	Land Battle	27	140-246	.569
1983-84	Edwin Wright	28	185-395	.468
1984-85	Tom Taylor	26	165-319	.517
1985-86	Tom Taylor	30	161-311	.518
1986-87	Ricky Jordan	24	108-171	.632
1987-88	Ricky Jordan	26	141-218	.647
1988-89	Billy Wade	26	182-308	.590
1989-90	Billy Wade	27	209-367	.569
1990-91	Aaron Brown	26	105-211	.498
1991-92	Junior Simpson	29	82-152	.539
1992-93	Lasana Crider	27	83-144	.576
1993-94	Phillip Melton	25	75-132	.568
1994-95	Phillip Melton	26	123-219	.562
1995-96	Michael Johnson	27	121-188	.644
1996-97	Antoine Jefferson	27	175-309	.566
1997-98	Amos Upshaw	34	161-289	.557
1998-99	Troy Stout	28	88-176	.500
1999-00	Kenny Tate	26	211-431	.490
2000-01	Kenny Tate	28	213-409	.521
2001-02	Kenny Tate	27	199-404	.493
2002-03	Jakim Donaldson	27	131-274	.478

FREE THROW PCT.

Season	Player	G	FT-FTA	Pct.
1962-63	Dan Petchel	20	63-97	.649
1963-64	Dan Petchel	22	115-155	.742
1964-65	Dan Petchel	18	126-169	.743
1965-66	Jerry Banaszak	21	70-92	.761
1966-67	Lynn Nelson	16	43-56	.768
1967-68	Don Dougan	24	81-104	.779
1968-69	Dave Knowlton	22	41-50	.820
1969-70	Dave Knowlton	22	65-87	.747
1970-71	Dave Knowlton	24	63-77	.818
1971-72	Roy Stauffer	26	81-93	.871
1972-73	Roy Stauffer	22	90-102	.882
1973-74	Roy Stauffer	23	68-82	.829
1974-75	Charlie Hickox	27	67-84	.798
1975-76	Don Childs	29	57-73	.781
1976-77	Tim Smiley	22	76-94	.808
1977-78	Don Lovett	23	50-62	.806
1978-79	Don Lovett	25	90-117	.770
1979-80	Don Lovett	27	54-73	.740
1980-81	Steve Senko	23	82-107	.766
1981-82	Steve Senko	28	85-114	.746
1982-83	Steve Senko	28	98-127	.772
1983-84	Earl Minor	28	86-109	.789
1984-85	Earl Minor	26	123-155	.794
1985-86	Lemuel Tucker	28	55-74	.743
1986-87	Jose Davis	26	63-75	.840
1987-88	Jose Davis	27	122-143	.853
1988-89	Adrian Batts	26	67-80	.837
1989-90	Billy Wade	27	139-179	.777
1990-91	Sean Gibson	28	75-91	.824
1991-92	Adam Cheek	29	80-100	.800
1992-93	Adam Cheek	29	96-111	.865
1993-94	Walter Reap	28	70-86	.814
1994-95	Tyrone Mason	26	124-142	.873
1995-96	Tyrone Mason	29	153-176	.869
1996-97	Tim Miller	25	57-70	.814
1997-98	Warren Chance	34	110-133	.827
1998-99	Rob Schodt	28	56-65	.862
1999-00	Adam Kaufman	26	64-78	.821
2000-01	Adam Kaufman	28	96-115	.835
2001-02	Brandon Dominick	27	70-85	.824

Season	Player	G	3G-3GA	Pct.
2002-03	Duke Gartrell	28	47-56	.839

3-PT. FIELD GOALS

Season	Player	G	3G-3GA	Pct.
1986-87	Jose Davis	26	54-137	.394
1987-88	Jose Davis	27	80-176	.455
1988-89	George Satler	25	35-92	.380
1989-90	Adrian Batts	27	32-72	.444
1990-91	Mark Murdock	28	49-139	.353
1991-92	Adam Cheek	29	46-110	.418
1992-93	Adam Cheek	29	54-132	.409
1993-94	Price Williams	28	59-150	.393
1994-95	Tyrone Mason	26	83-241	.344
1995-96	Jesse Ogden	27	89-200	.445
1996-97	Jesse Ogden	27	106-257	.413
1997-98	Jesse Ogden	34	116-286	.406
1998-99	Adam Kaufman	28	38-115	.330
1999-00	Adam Kaufman	26	59-161	.366
2000-01	Blake Johnson	28	111-282	.394
2001-02	Blake Johnson	27	57-166	.343
2002-03	Duke Gartrell	28	53-165	.321

ASSISTS

Season	Player	G	Asst.
1968-69	Dave Knowlton	22	133
1969-70	Dave Knowlton	22	174
1970-71	Dave Knowlton	24	194
1971-72	Roy Stauffer	26	92
1972-73	Larry Betar	23	139
1973-74	Larry Betar	27	101
1974-75	Tim Smiley	29	133
1975-76	Tim Smiley	22</	

All-Time vs. Opponents

Opponent	First Meeting	Last Meeting	Won	Lost	Opponent	First Meeting	Last Meeting	Won	Lost
Akron	1982-83	1986-87	0	3	Lock Haven	1957-58	2002-03	76	16
Alaska-Anchorage	1992-93	1992-93	0	2	Long Beach State	1968-69	1968-69	0	1
Alaska-Fairbanks	1992-93	1992-93	0	2	Los Angeles State	1968-69	1968-69	1	0
Alcorn State	1974-75	1974-75	0	1	Malone	1993-94	1994-95	1	1
Alderson-Broadus	1975-76	1987-88	2	1	Mansfield	1958-59	2002-03	12	12
Allegheny	1930-31	2001-02	14	14	Marietta	1971-72	1971-72	1	0
Alliance	1930-31	1985-86	55	25	Mars Hill	1970-71	1970-71	1	0
Alma	1971-72	1971-72	1	0	Mercy	1986-87	1986-87	1	0
Ashland	1929-30	1996-97	2	2	Mercyhurst	1972-73	2002-03	37	22
Assumption	1984-85	1998-99	1	1	Michigan Lutheran	1965-66	1965-66	1	0
Atlantic Christian	1977-78	1977-78	1	0	Midwestern State(TX)	1986-87	1986-87	0	1
Baldwin-Wallace	1963-64	1975-76	3	1	Millersville	1985-86	2002-03	3	6
Bloomsburg	1963-64	2002-03	7	8	Monmouth	1981-82	1981-82	1	0
Bluffton	1962-63	1962-63	1	0	Morgan State	1977-78	1977-78	0	1
Bowie State	2002-03	2002-03	0	1	Mount Union	1960-61	1972-73	1	2
Bridgeport	1994-95	1994-95	1	0	Mount Vernon Nazarene	1990-91	1990-91	1	0
Bryant	1999-00	1999-00	0	1	Muskingum	1972-73	1973-74	0	2
Buffalo, Univ. at	1948-49	1951-52	1	3	Northern Michigan	1969-70	1984-85	1	2
Buffalo State	1929-30	1946-47	1	2	Northern State(SD)	1997-98	1997-98	0	1
California(Pa.)	1928-29	2002-03	66	79	Oakland	1990-91	1990-91	0	2
Cal St.-Fullerton	1968-69	1968-69	1	0	Oberlin	1977-78	1978-79	1	1
Canisius	1929-30	1941-42	0	3	Ohio Chiropody	1936-37	1940-41	7	0
Capital	1971-72	1976-77	1	1	Ohio Valley	1995-96	2000-01	3	0
Carnegie-Mellon	1961-62	1979-80	1	2	Ohio Wesleyan	1970-71	1972-73	2	0
Central Michigan	1965-66	1965-66	0	1	Oneonta State	1970-71	1971-72	1	1
Central State(Oh.)	1984-85	1998-99	4	2	Palm Beach Atlantic	1974-75	1974-75	1	0
Cheyney	1965-66	2002-03	6	8	Penn State-Behrend	1972-73	1989-90	15	2
Clarion	1928-29	2002-03	83	62	Pitt-Bradford	1980-81	1997-98	5	3
Clark(Ga.)	1986-87	1986-87	1	0	Pitt-Johnstown	1969-70	1997-98	17	4
Cleveland State	1946-47	1967-68	8	5	Point Park	1969-70	1999-00	16	10
Columbia Union	1989-90	2001-02	8	1	Quincy	1984-85	1986-87	1	1
Columbus State(Ga.)	1997-98	1997-98	0	1	Robert Morris	1981-82	1985-86	0	2
Concord	1977-78	1977-78	1	0	Roberts Wesleyan	1961-62	1997-98	6	1
Concordia	1987-88	1987-88	1	0	St. Francis(Pa.)	1988-89	1988-89	0	1
C.W. Post	1984-85	1984-85	0	1	St. Lawrence	1979-80	1979-80	0	1
Daemen	1978-79	1996-97	9	0	St. Mary's	1939-40	1939-40	1	0
Davis & Elkins	1982-83	1993-94	3	0	St. Rose	1996-97	1998-99	1	1
Desalles	1940-41	1940-41	1	0	St. Vincent	1974-75	1987-88	10	3
District of Columbia	2002-03	2002-03	0	1	Salem-Teikyo	1947-48	1997-98	2	3
Dowling	1989-90	1989-90	1	0	Sam Houston State	1984-85	1984-85	1	0
Dyke	1986-87	1988-89	1	1	Shepherd	1976-77	1976-77	0	1
D'Youville	1997-98	1997-98	1	0	Shippensburg	1987-88	2002-03	24	9
East Carolina	1985-86	1986-87	0	2	Slippery Rock	1928-29	2002-03	74	69
East Stroudsburg	1989-90	2002-03	5	1	Southern Connecticut State	1997-98	1997-98	1	0
Erie Branch	1930-31	1930-31	2	0	Stonehill	1991-92	1991-92	1	0
Fairmont State	1978-79	1993-94	4	5	Swarthmore	1981-82	1981-82	1	0
Findlay	1933-34	1933-34	0	1	Teikyo-Post	1992-93	1992-93	1	0
Franklin Pierce	1999-00	1999-00	0	1	Thiel	1935-36	1995-96	25	10
Fredonia State	1928-29	1969-70	49	7	Tiffin	1983-84	1983-84	1	0
Frostburg State	1973-74	1976-77	7	0	Virginia Union	1988-89	1988-89	0	1
Gannon	1948-49	2002-03	26	54	Wabash	1985-86	1985-86	0	1
Geneva	1951-52	1985-86	6	7	Walsh	1964-65	1966-67	2	0
Georgia State	1977-78	1977-78	1	0	Washington & Lee	1978-79	1978-79	0	1
Grove City	1949-50	1983-84	13	18	Wayland Baptist	1991-92	1991-92	0	1
Gustavus Adolphus	1975-76	1975-76	1	0	Waynesburg	1929-30	1967-68	4	0
Hanover	1983-84	1983-84	0	1	West Chester	1929-30	2002-03	3	6
Hilbert	1997-98	1997-98	1	0	Western Ontario	1970-71	1973-74	2	0
Hillsdale	1995-96	1995-96	1	0	West Georgia	1975-76	1975-76	1	0
Hiram	1970-71	1970-71	1	0	West Liberty	1981-82	2002-03	3	0
Indiana(Pa.)	1928-29	2002-03	60	79	Westminster	1933-34	1980-81	1	5
Kanty College	1928-29	1928-29	1	0	Westmont(Ca.)	1971-72	1971-72	0	1
Kent State	1937-38	1937-38	0	1	West Virginia State	1973-74	1973-74	1	0
Kenyon	1968-69	1971-72	2	1	West Virginia Tech	1987-88	1991-92	2	0
Kutztown	1930-31	2002-03	8	1	West Virginia Wesleyan	1966-67	2002-03	7	7
Lake Erie	1993-94	2002-03	8	0	Wheeling Jesuit	1976-77	1999-00	3	1
Lake Superior State	1975-76	1998-99	1	1	Wilmington(De.)	1972-73	1972-73	0	1
LaRoche	1980-81	1986-87	5	2	Wisconsin	1969-70	1969-70	0	1
Lawrence Tech	1939-40	1942-43	2	2	Wittenberg	1971-72	1971-72	0	1
LeMoyne	1986-87	1993-94	2	1	Wooster	2001-02	2001-02	0	1
Lincoln(Pa.)	1989-90	1989-90	1	0	Wright State	1983-84	1986-87	1	2
					Youngstown YMCA	1928-29	1928-29	1	1

Edinboro University



Edinboro University of Pennsylvania is the largest comprehensive four-year university in northwestern Pennsylvania. Its 585-acre campus is home to some 8,000 students studying in more than 100 academic programs. The University's programs in art, criminal justice, and speech language pathology, among others, have earned regional and national recognition and accolades, and the campus is ranked among the top 10 in the nation for the services provided for students with disabilities. In 2003 the University's institutional accreditation with the Commission on Higher Education Middle States Association of Colleges and Schools was reaffirmed with commendation for ten years.

Dr. Frank G. Pogue, Jr. President, Edinboro University of Pennsylvania



Frank G. Pogue was appointed the 15th president of Edinboro University of Pennsylvania on July 1, 1996. A sociologist, Dr. Pogue holds a bachelor's degree from Alabama State University, a master's degree from Atlanta University, and a Ph.D. from the University of Pittsburgh. Prior to his presidency at Edinboro University, Dr. Pogue was the vice chancellor for student affairs and special programs at the State University of New York (SUNY) Central Administration in Albany, serving in that position for 10 years. While vice chancellor, he also served for one year as interim president at the SUNY College at Cobleskill. Prior to his assignment in the SUNY Central Administration, President Pogue was vice president for student affairs, associate vice president for research and educational development, dean of undergraduate studies, and a department chairperson, all at SUNY at Albany. Dr. Pogue participates in national, regional and statewide leadership groups. He serves as a member of the American Council on Education Commission on Government and Public Affairs which advises the Division of Governmental Relations on the broad range of issues in which congressional and executive branch actions affect colleges and universities. He is a member of the American Association of State Colleges and Universities (AASCU) Task Force on Teacher Education and serves as co-chair of the AASCU Forum on Rural Services. He was appointed in 2003 to the International Association of University Presidents Commission on Disarmament Education, Conflict Resolution and Peace. Since 1984, Dr. Pogue has served on the Commission on Higher Education Middle States Association of Colleges and Schools and is a former vice chair and member of the Commission's Executive Committee. He currently serves as President for the Middle States Association Board of Trustees and is a member of its Executive Committee. He was appointed chairperson of the Middle States Advisory Committee on Institutional Financial

Edinboro is situated just 100 miles from the metropolitan areas of Cleveland, Buffalo and Pittsburgh, and less than 20 miles south of the city of Erie - Pennsylvania's fourth largest city. Meadville, the seat of Crawford County, is approximately 20 miles south of Edinboro.

The University's Baron-Forness Library has more than 480,000 bound volumes and 1.3 million microform units, along with an online catalog, access to numerous online databases and electronic reserves. The building is equipped with a wireless network, computer labs and equipment to assist users with visual impairments.

The main campus also includes a modern University Center, planetarium, observatory, reading clinic, speech and hearing clinic, science and robotics labs, writing center, numerous computer labs with the latest hardware and software, three art galleries, an animation studio, campus radio and television stations, health center, counseling center, and much more - all accessible for people with disabilities. The recently renovated and expanded Crawford Center for Health and Physical Education and Disability Resources rivals any facility of its kind in the nation.

In addition to a five-acre lake and wooded areas, there are 43 buildings on the spacious Edinboro Campus, including six residence halls with private or shared rooms, co-ed housing, honors housing, and living-learned floors - all are wired for voice, video and data.

Edinboro University also operates centers in Erie and Meadville. Edinboro University in Erie - The Porreco Center is a beautiful 27-acre campus that includes classrooms, a computer laboratory, and a unique facility for small conferences, business meetings, and special events. The Meadville Access Center is located in the city's historic Bessemer Building.

Resources, which advised the Commission on the relationship of financial resources to institutional accreditation. Dr. Pogue also serves on the Board of Trustees of the BACCHUS & GAMMA Peer Education Network. He served for two years as chairperson of the Pennsylvania State System of Higher Education (SSHE) Commission for the Universities and Commission of Presidents Executive Committee. He is a member of the Executive Board of A Community of Agile Partners in Education (CAPE). In October 1996, Dr. Pogue was appointed by then Pennsylvania Governor Tom Ridge to the Governor's Commission on Academic Standards. In November, 2002, he was appointed co-chair of the Higher Education Committee of Pennsylvania Governor Ed Rendell's Transition Team.

Locally, Dr. Pogue serves on the Board of Directors for the Meadville Area Industrial Commission and the Boards of Corporators for the Hamot Health Foundation, the St. Vincent Health Center, and the Meadville Medical Center. He is a member of the Martin Luther King Center Scholarship Committee and an Honorary Member of the Erie Wolves Club. Dr. Pogue was chairperson of the Erie County Millennium Commission, the Erie County State Employees Combined Appeal (SECA) campaign in 2001 and 2002, and of the Erie Day School's Adopt-A-Scholar scholarship program (2000-01 and 2002-03). He was also a member of the Erie Mayor's Task Force on Public Safety. Dr. Pogue has served on the boards of directors for the Erie Conference on Community Development, the United Way of Erie County, and the Greater Erie County Chapter of the American Red Cross, for which he served as their 1997 capital campaign chairman.

Dr. Pogue was honored by the Erie Area Chamber of Commerce with the Louis J. Tullio Community Service Award. The Greater Erie Community Action Committee (GECAC) honored him with the Paul P. Martin Community Service Award in 2000, and in 1999, the Distinguished Service Award for Leadership and Vision was presented to him by the SUNY at Albany Council of Trustees.

Dr. Pogue has shared his experiences and expertise in Edinboro University classrooms via guest lecturer presentations. He has also taught a course titled, "Special Topics in Sociology" for the Department of Sociology. He continues to enjoy working in the classroom environment.

Since becoming president, Dr. Pogue has created the concept and philosophy of the Edinboro Family, a learner-centered environment where students come first and are an integral part of a caring and supportive campus community.



November	15	WEST VIRGINIA WESLEYAN	7:30 P.M.
	21	at California(PA) Classic (UDC, Virginia State)	6:00 P.M.
	22	at California(PA) Classic	6:00 P.M.
December	25	at Gannon	8:00 P.M.
	2	at Mercyhurst	8:00 P.M.
	5	MANSFIELD	7:30 P.M.
	7	LAKE ERIE	4:00 P.M.
	17	KUTZTOWN	7:30 P.M.
	18	CHEYNEY	7:30 P.M.
	20	MERCYHURST	7:30 P.M.
January	30	at Charleston(WV)	7:30 P.M.
	3	at Millersville	6:00 P.M.
	4	at West Chester	3:00 P.M.
	10	at Bloomsburg	3:00 P.M.
	11	at East Stroudsburg	3:00 P.M.
	14	SLIPPERY ROCK	7:30 P.M.
	17	at Lock Haven	3:00 P.M.
	21	at Indiana(PA)	8:00 P.M.
February	24	at Shippensburg	3:00 P.M.
	1	CALIFORNIA(PA)	3:00 P.M.
	4	CLARION	7:30 P.M.
	7	LOCK HAVEN	3:00 P.M.
	11	at Slippery Rock	8:00 P.M.
	14	SHIPPENSBURG	3:00 P.M.
	18	INDIANA(PA)	7:30 P.M.
	25	at Clarion	8:00 P.M.
	28	at California(PA)	8:00 P.M.

Head Coach: Greg Walcavich