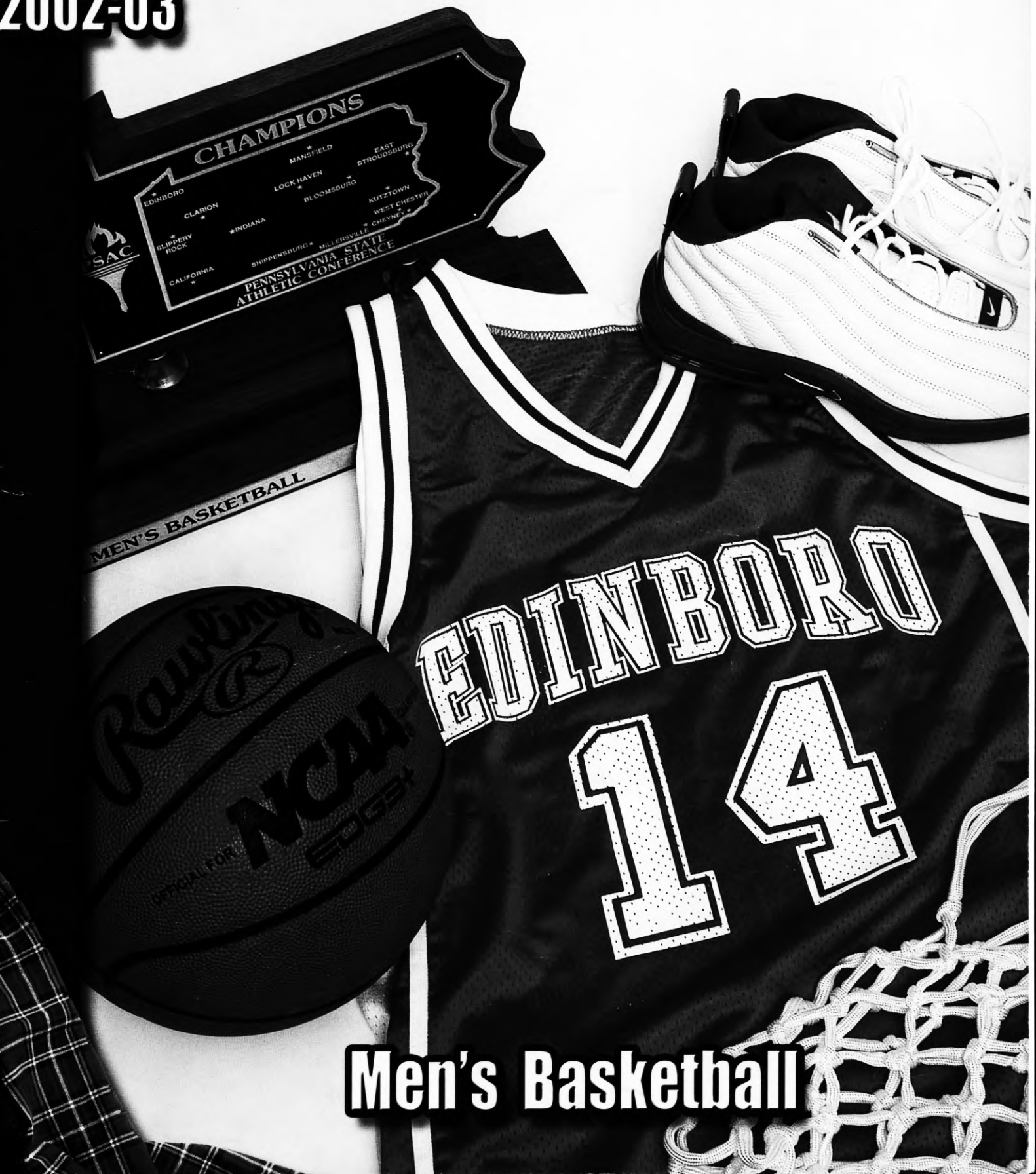


Edinboro

2002-03



Men's Basketball

Edinboro's All-American

00

Kenny Tate

Forward ♦ 6'3" ♦ 210 lbs.
Philadelphia, PA ♦ Chester HS ♦ New Mexico JC



free throws made (297), and third in career free throws attempted (415). He holds the 9th, 11th and 13th-highest scoring totals for a season, and his season rebounding figures rank 7th, 9th and 12th. Finally, he became the first player ever at Edinboro to score 500-or-more points in three different seasons.

Now playing professionally in Iceland, here's one last look back at Kenny Tate.

CAREER HIGHS

Points: 32 vs. West Liberty, 11/19/99
Rebounds: 18 vs. Mansfield, 1/12/02; vs. Lock Haven, 2/26/00
Field Goals Made: 15 vs. West Liberty, 11/19/99
Field Goals Attempted: 34 vs. Mercyhurst, 11/29/99
3-Pt. Field Goals Made: 3 vs. Lock Haven, 1/26/02
3-Pt. Field Goals Attempted: 3 vs. Indiana(Pa.), 1/30/02; vs. Lock Haven, 1/26/02; vs. Mercyhurst 1/22/02
Free Throws Made: 11 vs. Slippery Rock, 2/4/02; vs. Wooster, 11/24/01; vs. Lock Haven, 1/29/00

HONORS

- ♦ **1999-00** -- *Basketball Times* second team All-American; first team All-PSAC West; first team NABC All-East region.
- ♦ **2000-01** -- Daktronics first team All-American; *Basketball Times* second team All-American; Division II Bulletin honorable mention All-American; first team All-PSAC West; second team NABC All-East region.
- ♦ **2001-02** -- NABC first team All-American, Division II Bulletin Player of the Year and first team All-American, Daktronics first team All-American; first team All-PSAC West and Player of the Year; first team NABC All-East region.

KENNY TATE FACTS

- ♦ Kenny Tate scored in double figures in his first 57 games as a Fighting Scot, and 77 of 81 career games.
- ♦ Kenny Tate led the PSAC in rebounding in 1999-2000 and 2000-01 and was third in 2001-02. He was third in the conference in scoring as a senior after finishing second as a sophomore and fourth as a junior. He ranked fifth in Division II in rebounding in 2000-01, and was 12th a year ago. As a sophomore, he ranked 16th in rebounding and 25th in scoring.
- ♦ Kenny Tate had 45 double-doubles and scored 20-or-more points 40 times in 81 games.

Free Throws Attempted: 13 vs. Wooster, 11/24/01; vs. Lock Haven, 2/26/00; vs. Lock Haven, 1/29/00; vs. Mercyhurst, 12/20/99
Assists: 6 vs. Lock Haven, 1/26/02
Steals: 5 vs. Columbia Union, 1/3/00; Mercyhurst, 11/29/99
Blocks: 3 vs. California(Pa.), 2/26/02; vs. Mansfield, 1/12/02

LEADING SCORER

1999-2000: 18 times
2000-2001: 12 times
2001-2002: 14 times

LEADING REBOUNDER

1999-2000: 20 times
2000-2001: 19 times
2001-2002: 23 times

DOUBLE DOUBLES

1999-2000: 12 times
2000-2001: 19 times
2001-2002: 14 times



KENNY TATE'S CAREER AT EDINBORO

Year	G-GS	FG-FGA	Pct.	3FG-3FGA	Pct.	FT-FTA	Pct.	Reb.	Avg.	A	TO	BL	ST	PF-D	Pts.	Avg.
1999-00	26-26	211-431	.490	3-9	.333	108-161	.671	267	10.3	32	78	9	37	85-4	533	20.5
2000-01	28-28	213-409	.521	2-3	.667	88-121	.727	293	10.5	38	77	16	38	76-4	516	18.4
2001-02	27-27	199-404	.493	4-14	.286	101-131	.771	283	10.5	51	79	17	42	68-0	503	18.6
Career	81-81	623-1244	.501	9-26	.346	297-415	.716	843	10.4	121	234	42	117	229-8	1552	19.2

2002-03 Edinboro Fighting Scots Men's Basketball

Edinboro Fast Facts

GENERAL INFORMATION

Location: Edinboro, PA
Founded: 1857
Enrollment: 7,200
Nickname: Fighting Scots
Colors: Red and White
Affiliation: NCAA Division II
Conference: Pa. State Athletic -- Western Division
Arena: McComb Fieldhouse (3,500)
President: Dr. Frank G. Pogue Jr.
Director of Athletics: Bruce Baumgartner
Athletic Department Phone: (814) 732-2776
Head Athletic Trainer: George Roberts
Associate Athletic Trainer: Gary Hanna

SPORTS INFORMATION

Director of Sports Information: Bob Shreve
Office Phone: (814) 732-2776 ext. 234
Home Phone: (814) 833-9028
FAX Phone: (814) 732-2596
E-Mail: rshreve@edinboro.edu
Graduate Assistants: Leo Hanley and Jen O'Lare
Office Phone: (814) 732-2776 ext. 236 and 237
E-Mail (Hanley): L183442H@edinboro.edu
E-Mail (O'Lare): J160198@edinboro.edu
Internet Address: edinboro.edu ... "Athletics"

TEAM INFORMATION

Head Coach: Greg Walcavich
Alma Mater: Rutgers '73
Record at Edinboro: 235-131, 13 years
Overall Record: 389-194, 20 years
Office Phone: (814) 732-2776 ext. 257
Assistant Coach: Patrick Cleary (Edinboro '99)
Office Phone: (814) 732-2776 ext. 258
2001-02 Record: 18-9
2001-02 PSAC Record/Finish: 9-3, T1st West
Letterwinners Returning/Lost: 2/10
Starters Returning/Lost: 0/5

Edinboro University of Pennsylvania is an equal opportunity education institution and will not discriminate on the basis of race, color, national origin, sex and handicap in its activities, programs or employment practices as required by Title VI, Title IX, Section 504 and the ADA. For information regarding civil rights or grievance procedures, contact Mr. Patrick F. Coleman, Director of Human Resources and Staff Development, Title VI, Title IX, Section 504 and the ADA Coordinator, at Reeder Hill, 2nd Floor, Edinboro, PA 16444 (814-732-2703).

Table of Contents

All-American Kenny Tate	IFC
Fighting Scot Facts	.1
Season Preview	.2-3
Head Coach	.4-5
Assistant Coach	.5
PLAYER PROFILES	
Duke Gartrell	.6
Jakim Donaldson	.7
Matt Kossick	.8
Marlon Miller	.8
Jason Shea	.9
Mike DiPlacido	.9
Rob Green	.10
Heath Carelock	.10
Rob Sims	.11
Matt Barr	.11
Joe Cephas	.12
Pete Craig	.12
James Hippolyte	.12
2001-02 Roster & Team Photo	.13
The PSAC	.14-15
2001-02 In Review	.16
2001-02 Final Statistics & Results	.17
THE RECORD BOOK	
Year-By-Year Records	.18
All-Time Coaches	.18
Individual & Team Records	.19
Edinboro In The NCAA Playoffs	.19
Career Records	.20-21
Season Records	.22-23
1,000-Point Club	.24-25
Yearly Leaders	.26-27
All-Time vs. Opponents	.28
Edinboro University	.IBC

ON THE RADIO

Catch all the exciting action of Edinboro University basketball on WFSE FM 88.9. The Edinboro University student radio station provides valuable broadcasting experience for Edinboro students, along with quality broadcasts of Edinboro basketball, both home and away.



The 2002-03 Edinboro University Men's Basketball Media Guide is a publication of the Edinboro University Sports Information Department, Bob Shreve, Director. The guide was written and designed by Bob Shreve, with assistance from Leo Hanley. Photography by Joe Mattis, Bob Wheeler, Ed Mailliard, Dave Medvec and Bruce Bennett. Printing by Printing Concepts, Inc., Erie, PA.

2002-03 CORPORATE SPONSORS



New-Look Fighting Scots Face Challenging Campaign

If basketball were a game of poker, Greg Walcavich might fold. At the very least, the Edinboro University men's basketball coach might ask for a redeal. The Fighting Scots have won at least a share of the Pennsylvania State Athletic Conference Western Division crown the last two years, and a year ago finished with an 18-9 record, including 9-3 in the PSAC West, after preseason prognosticators picked the Scots fourth in the Division.

But it's safe to say Walcavich played all of his aces last year, and is now left without any wildcards in his hand. Gone are Kenny Tate, a consensus All-American and the PSAC West Player of the Year, and Blake Johnson, the nation's top three-point threat in 2000-01. The Fighting Scots were then dealt a huge setback in September when the University ruled that

Dan Grabill and Brandon Dominick would be suspended for one season for separate violations of the Student Code of Conduct, leaving the team without a true point guard. In addition, after sitting out two seasons former first team all-conference performer Michael Johnson had returned to school during the summer. But in the complicated world of the NCAA, Johnson would fail to gain eligibility at Edinboro. Instead, the 6'6" forward is now eligible immediately to play for conference rival California(Pa.).

Add it all up, and Edinboro enters the 2002-03 campaign with just two returning letterwinners and all five starters gone from last season, although Duke Gartrell did start nine games when Johnson was injured. The Scots must replace 88 percent of last year's scoring and 86 percent of the rebounding.

"Clearly it will be challenging for us," admitted Walcavich. "We have to have very short term goals. I do believe we have done quite well here and I believe we will continue to do that. The first week of practice we will not look like your father's Fighting Scots. We're going to make very good use of that time."

There's a good reason Walcavich has won 389 games in his career, including 235 at Edinboro, more than any

other men's coach. He is renowned for his ability to do more with less. Walcavich will admit, however, that the hand he's been dealt may require some time.

"I'd be lying if I said our goal was to win the PSAC Championship," Walcavich stressed. "We better start out trying to figure out what the people we have can do. We have to develop a way for those people to be successful. I really don't have the answers to those questions right now. We will find something we can do and expand on it."

"I have been proud of how we have been able to year in and year out get better," he continued. "That has been almost every year. I think we have a team from a size standpoint that will be big enough to compete at our level. We're athletic enough. After that, seven of the last nine years, either Tyrone Mason or Adam Kaufman have been our point guard. They're two of the top players ever at Edinboro. One of those two years we had Danny and Brandon there. After the first eight games, they were very good. So that's eight of the last nine years we've been pretty good at point guard. This year, I don't know."

Edinboro opens what promises to be a demanding schedule on November 22 and 23, playing in the California(Pa.) Classic. The Fighting Scots face the District of Columbia the first day, then oppose West Virginia Wesleyan, an NCAA Division II playoff team a year ago, the next day. The independent slate also features Gannon, another postseason participant last year, and a strong Mercyhurst team before the Scots begin play against a challenging PSAC schedule.


"We have a very tough schedule," related Walcavich. "I don't know if it's tougher than last year, but it's not easier. It will be demanding. But hopefully part of the reason we attract the kids we can attract is because of the schedule."

Walcavich concluded by reiterating it will be challenging, both the schedule, and the year ahead. But just like a true gambler, he's faced many a card shark before and lived to relish in victory. Don't bet against him.

Here's a look at the 2002-03 Fighting Scots, position-by-position:

GUARD

The outlook at guard was promising this summer, despite the departure of



Duke Gartrell started the final eight games at guard. He averaged 6.6 ppg. and made 41 of 123 three-pointers.

Johnson. Grabill was named the PSAC West Rookie of the Year, while Dominick was Edinboro's second best player down the stretch. Most importantly, the duo took care of the ball, the prerequisite for playing point guard for Walcavich.

Duke Gartrell, the team captain, is the lone returnee in the backcourt. The 6'2" senior is a former walk-on who has parlayed an outstanding work ethic and three-point shooting range into a successful career. Following a horrendous start to the 2001-02 campaign, Gartrell stepped into the void left by Johnson's injury and averaged 12.9 ppg. over the final eight contests. He ended the year averaging 6.6 ppg. while making 41 of 123 three-pointers. Gartrell ranks sixth in career three-pointers made (123) and fourth in career three-pointers attempted (453).

"I anticipate David having a very good year," noted Walcavich. "He finished very strong. He had a really tough beginning, but those last eight games, David really played well. We need for David to begin that way. If hard work and caring is what it takes, he will."

Transfer Rob Sims will provide experience, as well. The 6'1" sophomore played a year ago at Wooster, helping the Scots upset Edinboro a year ago. Sims averaged 6.3 ppg. as Wooster finished 21-7, shooting 48.4 percent from the floor and 82.9 percent from the line. A physical performer, he handed out 58 assists while committing just 52 turnovers. As a senior at Chanel(Oh.) High School, he earned All-State recognition.

"Rob will get every opportunity to be out there," Walcavich related. "He had some injuries and missed a season at Wooster. He clearly has a good basketball background."

A trio of walk-ons will provide further depth. Mike DiPlacido is a 5'11" junior who played at Butler County (Pa.) Community College, leading the team in assists and steals while averaging 12.5 ppg. Jason Shea, a 6'0" junior, previously played at Mercyhurst-North East, while Pete Craig is a 6'1" freshman from Farrell(Pa.) High School. He is a strong defensive performer.

FORWARD

Replacing the likes of Kenny Tate will be virtually impossible, but several talented newcomers will add size and athleticism to the frontcourt. In addition, sophomore Jakim Donaldson, a rail-thin rookie a year ago, is now up to 190 lbs. on his 6'6" frame and shows promise. Donaldson saw action in 23 games a year ago after joining the team in December. While not much of an offensive threat (3.2 ppg.), he pulled down 3.5 rpg. and led the Scots with 29 blocked shots.

"Jakim has made a good bit of progress," Walcavich pointed out. "He clearly had some bright moments, and some not so bright moments a year ago. The bottom line is we were better when he began to play. He has made improvements, but he still has a ways to go in all aspects."

The only other frontcourt player with collegiate experience is Rob Green, a transfer from Ashland. The 6'5" junior saw limited action on a very deep Eagles squad which finished 18-9. In 15 games, he scored 28 points and pulled down 19 rebounds. In his freshman year, when he averaged 2.0 ppg. and 3.0 rpg., Green displayed excellent athleticism and defensive abilities. He is a former honorable mention All-Ohio performer.

"Rob has worked hard and has a chance to help us," related Walcavich. "He is somebody who has been involved with a good program."

Two more newcomers hope to make an impact, as well. Heath Carelock is a 6'4", 220 lb. sophomore who will provide a physical presence. He attended the U.S. Naval Academy Prep School after graduating from St. Vincent Pallotti (Md.) High School in 1999. As a prepster, he helped St. Vincent Pallotti to a 26-5 record and a national ranking as a junior, then averaged 10.0 ppg. and 10.1 rpg. as a senior on a 20-9 outfit.

"Heath didn't play last year," noted Walcavich. "He's a physically strong guy with good athletic ability. It's been awhile since he's been on the court. His best days are ahead of him. He will get better as the year goes on."

James Hippolyte attended Iona last spring, but did not play for the Gaels. He is a 6'5", 180 lb. freshman who also possesses athleticism. "James will ultimately be a good player for us," Walcavich predicted. "He will have to grow into it pretty quickly, going from high school ball to college. He's an athletic kid who can be a good defender and rebounder."

While experience is again lacking, and none will average the 18 ppg. produced by Tate, the youthful group of forwards will likely be active defenders who will hit the glass. Walcavich looks for their offensive games to

develop as time goes on.

CENTER

A year ago the Fighting Scots could have used a big center. Now the Scots have one in Marlon Miller, a 6'9", 230 lb. transfer from St. Bonaventure. The senior played in just one game a year ago due to a knee injury, so he is another player who will have to shake the rust off his game. Miller played as a freshman and sophomore at the University of Nevada. He possesses a soft outside shooting touch in addition to providing a presence in the middle.

"Marlon is physically well," commented Walcavich. "He is a big guy that I think will be a good player in our league once league play begins. Fortunately, that's not until January. It will take a little while."

Miller will bang in practice with another big man, 6'8", 290 lb. Matt Kossick. He returns to the team after playing for the football and basketball teams in 1996-97 as a promising freshman out of Rocky Grove High School. Kossick played in nine contests, scoring 14 points and pulling down 15 rebounds. As a prepster, he earned honorable mention All-State honors.



Jakim Donaldson made great strides as a freshman walk-on. The 6'6" forward led the Fighting Scots with 29 blocked shots.

Head Coach

Greg Walcavich Rutgers University '73

With the retirement of Bloomsburg's Charlie Chronister, Greg Walcavich ranks as the dean of the coaching world in the Pennsylvania State Athletic Conference, standing first in longevity. Walcavich enters



his 14th season as the head coach at Edinboro University, and his 21st overall.

Walcavich's tenure at Edinboro has been earmarked by winning basketball teams. He surpassed Jim McDonald to set the school record for career wins during the 1998-99 campaign, and he surpassed the 200 win mark at Edinboro two years ago. Walcavich has posted a record of 235-131 at Edinboro. Add in five seasons at Birmingham Southern and two more at West Virginia Wesleyan, and he owns a career mark of 389-194. Walcavich ranks among the leading active NCAA Division II coaches in both career wins and winning percentage. He is 25th in winning percentage and 15th in career victories. Those figures are also better than any other coach in the PSAC.

But Walcavich isn't just about winning. He places a sincere emphasis on success off the court - in the classroom and the community. He expects his student-athletes to perform with the same winning attitude in the classroom as they do on the basketball court. In fact, his office is not adorned with pictures of past greats. It does, however, feature a photograph of every student-athlete to graduate from Edinboro.

Walcavich received his Bachelor's Degree in Journalism from Rutgers University in 1973, then completed work on his Master's Degree in Physical Education from the University of

Alabama-Birmingham two years later.

During his thirteen seasons at Edinboro, the Fighting Scots have won 20-or-more games six times. That includes the 1997-98 Fighting Scot edition which posted a 26-8 record, the most wins in school history. Edinboro went on to capture the PSAC Championship for the first time in thirty years, advancing to the NCAA East Regional. There the Scots handed California(Pa.) a narrow 79-78 defeat before suffering a 91-83 setback to Salem-Teikyo in the semifinals. Walcavich was recognized as the PSAC West Coach of the Year.

He picked up his second PSAC West Coach of the Year plaque two years ago, guiding the Fighting Scots to a 21-7 finish. Edinboro captured its first PSAC West crown since 1985-86 thanks to a 9-3 finish in league play, earning the right to host the PSAC Tournament. Unfortunately, a possible NCAA Tournament berth was denied the Scots when West Chester posted an 82-72 upset in the PSAC semifinals.

Edinboro once again finished first in the PSAC West a year ago, capping a surprising 18-9 finish after being picked to finish fourth in the PSAC preseason poll. Unfortunately, the three-way tie for first with Indiana(Pa.) and California(Pa.) saw the Fighting Scots have to go to California for the first round of the PSAC Playoffs, where the Scots lost, 82-70.

In all, Edinboro has made the NCAA Division II Playoffs three times under Walcavich, while qualifying for the PSAC Tournament eight times. His 1993-94 squad finished with a 20-8 ledger, defeating West Chester in a NCAA play-in game before losing to Indiana(Pa.) in the regional semifinals. The Boro made it back to the tournament in '95-96, defeating Bloomsburg, 90-82, in the first round. The Scots squandered an 11-point lead to California(Pa.) in the semifinals, losing 84-76. That concluded the season with a 21-8 mark, with Walcavich capturing PSAC West Coach of the Year accolades.

GREG WALCAVICH'S YEAR-BY-YEAR COACHING RECORD

Year	School	Record	Pct.	Highlights
1978-79	Birmingham Southern	29-4	.879	NAIA National Tournament
1979-80	Birmingham Southern	23-9	.719	
1980-81	Birmingham Southern	22-8	.733	
1981-82	Birmingham Southern	18-15	.545	NAIA National Tournament
1982-83	Birmingham Southern	22-8	.733	
1987-88	West Virginia Wesleyan	18-10	.643	
1988-89	West Virginia Wesleyan	22-9	.710	
1989-90	Edinboro	22-5	.815	PSAC Playoffs
1990-91	Edinboro	18-10	.643	PSAC Playoffs
1991-92	Edinboro	20-9	.690	PSAC Playoffs
1992-93	Edinboro	12-17	.414	
1993-94	Edinboro	20-8	.714	NCAA Qualifier
1994-95	Edinboro	15-11	.577	
1995-96	Edinboro	21-8	.724	PSAC Playoffs/NCAA Qualifier
1996-97	Edinboro	13-14	.481	PSAC Playoffs
1997-98	Edinboro	26-8	.765	PSAC Champion/NCAA Qualifier
1998-99	Edinboro	16-12	.571	PSAC Playoffs
1999-00	Edinboro	13-13	.500	
2000-01	Edinboro	21-7	.750	PSAC Playoffs
2001-02	Edinboro	18-9	.667	PSAC Playoffs
20 Seasons		389-194	.668	Three NCAA Tournaments/Eight PSAC Tournaments/One PSAC Championship

Birmingham Southern	114-44	5 years
West Virginia Wesleyan	40-19	2 years
Edinboro	235-131	13 years
CAREER	389-194	20 years

Head Coach

Walcavich took over the Fighting Scot program in 1989-90, guiding the Boro to one of its best seasons ever. Edinboro won its first twelve games, the best start in nearly fifteen years, and was ranked in the Division II top twenty. The Scots eventually finished 22-5, the most wins since 1981-82. On three occasions the Fighting Scots were ranked in the nation's top twenty. The following season the Scots made their second straight appearance in the PSAC Playoffs under Walcavich, finishing with a 18-10 ledger.

The Scots made it three straight seasons in PSAC postseason action the next year, and the second twenty-win season in three years, with a 20-9 finish. Walcavich picked up his first PSAC tournament win, an 81-78 triumph over East Stroudsburg, before falling to California(Pa.) in the next round.

The 1992-93 campaign brought a very unfamiliar result for Walcavich - a losing season. The Scots finished at 12-17, losing eight games by five points or less. The Boro more than made up for it the next year with the trip to the NCAA Playoffs. The '93-94 season also saw the Scots finish 14th in the Division II final rankings, their top finish ever. The 1994-95 edition added another milestone to Walcavich's resume, as the Scots handed number one ranked Indiana(Pa.) a 94-77 loss. The season ended at 15-11.

Walcavich's fourth 20-win campaign at Edinboro in '95-96 was followed by his second losing season, a 13-14 finish. Despite the losing record, the Boro made it to the PSAC Playoffs for the fifth time in his first eight years. That mark improved to seven out of ten the next two seasons, thanks to the 26-8 finish in '97-98 and the 16-12 ledger in '98-99. After replacing four starters from the '97-98 squad, Walcavich directed the Scots to three wins

over nationally-ranked opponents. The Boro upended IUP twice, including a 63-61 win in Indiana in the first round of the PSAC Tournament, and St. Rose, an Elite Eight team for the second straight season, a 50-48 setback.

The Scots appeared well on their way to a third straight PSAC postseason appearance in 1999-2000 when starting center Jason Roseto, the leading shot blocker in Division II, went down with a broken hand. Prior to injuring the hand, Edinboro was 10-6. The Scots would lose six of its final nine contests without Roseto to finish at 13-13.

Walcavich took over as head coach at Edinboro after a successful two-year stint at West Virginia Wesleyan, where he posted a 40-19 mark. In his first season, he inherited a team which returned just four players, but quickly turned the Bobcats into a winner, finishing at 18-10. His second season concluded with a 22-9 ledger, including a pair of wins over Edinboro, while playing all underclassmen.

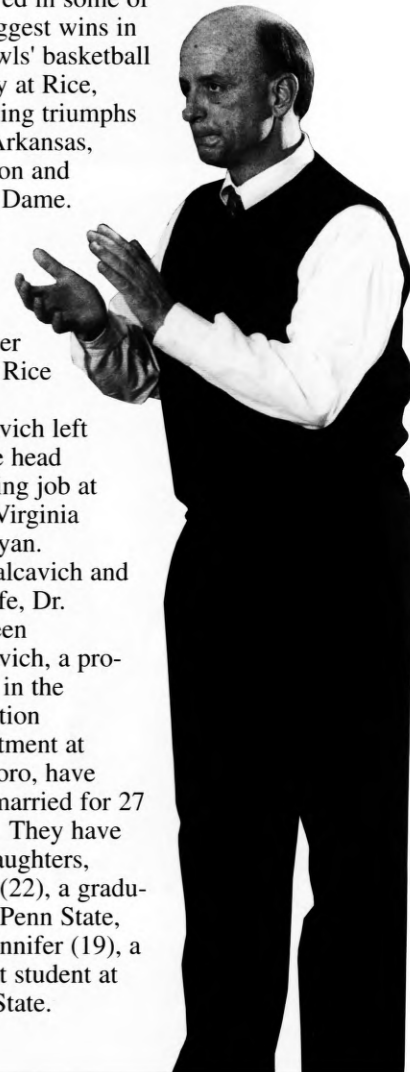
Walcavich began his coaching career at Birmingham Southern College in 1973, staying for four seasons before obtaining his first head coaching job at Alexander City (AL) Junior College in 1977. After one year, Walcavich returned to Birmingham Southern as the school's head coach. During his five seasons as the head coach, the NAIA affiliate posted an impressive 114-44 record, with Walcavich named the Coach of the Year three times. His teams were ranked in the NAIA Top 20 four of the five seasons, as high as number two in 1979, and twice appeared in the NAIA National Tournament in Kansas City, Missouri.

While at Birmingham Southern, Walcavich was recognized nationally in 1981, being selected to serve as an assistant

coach for the United States Olympic Festival in Syracuse, New York. He coached future NBA stars, including Michael Jordan.

In 1983, Walcavich moved on to the Division I ranks as an assistant coach at Rice University. He was involved in some of the biggest wins in the Owls' basketball history at Rice, including triumphs over Arkansas, Houston and Notre Dame. After four years as a member of the Rice staff, Walcavich left for the head coaching job at West Virginia Wesleyan.

Walcavich and his wife, Dr. Maureen Walcavich, a professor in the Education Department at Edinboro, have been married for 27 years. They have two daughters, Sarah (22), a graduate of Penn State, and Jennifer (19), a current student at Penn State.



Assistant Coach

Patrick Cleary Edinboro University '99

Three years ago Patrick Cleary was hired as an interim assistant coach following the sudden death of assistant coach Bryant Houston. That designation changed in the spring of 2000, as Cleary was appointed a full-time member of the Edinboro University coaching staff. He

served as a student assistant from 1997-99, helping the Fighting Scots reach the PSAC Playoffs both years, along with an NCAA Division II Playoff berth in 1997-98.


Cleary has played a large role in the recruiting process. He has developed many contacts and is tireless in his efforts to come up with the next great Fighting Scot. In addition to handling the day-to-day duties of recruiting and scouting, he assists head coach Greg Walcavich with the running and promotion of summer basketball camps.

Cleary attended Sharon High School

where he played basketball for the Tigers.

He completed work on his Bachelor of Arts Degree in 1999, and is currently working on a degree in Health and Physical Education.


Cleary is single and resides in Edinboro.



The 2002-03 Fighting Scots

30

Duke Gartrell



Guard ♦ 6'2" ♦ 180 lbs. ♦ Senior
Littlestown, PA ♦ Littlestown HS

rebounds against Indiana(Pa.) and Shippensburg, the latter in the first round of the PSAC playoffs.

1999-2000

Finished as fifth-leading scorer while playing in 24 games, including one start ... averaged 6.2 ppg., the top figure for the reserves ... was used almost exclusively as a three-point specialist, canning 35 of 100 triples ... made 46 of 125 shots in all ... excellent from the free throw line, where he was 22 of 26 (.846) ... reached double figures five times, with high of 15 markers vs. Mansfield ... made 5 of 9 field goals while handing out 4 assists against the Mountaineers ... dropped in 14 points against both Point Park and Clarion ... had season-high 8 rebounds in win at Shippensburg ... started career by making at least one three-pointer in his first 15 games ... made a three-pointer in 20 of 24 contests ... named the PSAC Rookie of the Week once.

HIGH SCHOOL


The all-time leading scorer at Littlestown High School for coach Darrell Crabbs ... scored 1,414 career points for the Thunderbolts ... as a senior, averaged 21.4 ppg. and led the team with 114 assists, adding 57 steals ... shot 48 percent from the floor and 82 percent from the line, making 75 three-pointers ... a three-time team MVP ... earned county all-star accolades and was a Hanover Area all-star ... was also named the *Gettysburg Times* MVP and was a *York Dispatch* Division I-II All-Star.

PERSONAL

Born April 14, 1981 ... majoring in Elementary Education ... full name is David Ryan Gartrell ... son of Patrick and Barbara Gartrell ... personal favorites include Larry Bird, Jon Barry, Maryland Terrapins, Baltimore Orioles, Baltimore Ravens, turkey, movie Hoosiers, book "The Drive" by Larry Bird, rap music, basketball, baseball and golf ... favorite sports moment is breaking Littlestown High School scoring record.

CAREER HIGHS

Points: 20 vs. Slippery Rock, 2/20/02
Rebounds: 8 vs. Kutztown, 12/2/02; vs. Shippensburg, 1/22/00
Field Goals Made: 7 vs. Slippery Rock, 2/4/02
Field Goals Attempted: 15 vs. Indiana(Pa.), 2/14/01
3-Pt. Field Goals Made: 6 vs. Lake Erie, 11/18/00
3-Pt. Field Goals Attempted: 11 vs. Clarion, 2/6/02
Free Throws Made: 7 vs. California(Pa.), 2/3/01
Free Throws Attempted: 7 vs. California(Pa.), 2/3/01
Assists: 4 on four occasions
Steals: 3 vs. Slippery Rock, 2/4/02; vs. Shippensburg, 2/17/01; vs. Lock Haven, 1/27/01
Blocks: 1 vs. Kutztown, 12/2/01; vs. Gannon, 11/20/01




DUKE GARTRELL'S CAREER AT EDINBORO

Year	G-GS	FG-FGA	Pct.	3FG-3FGA	Pct.	FT-FTA	Pct.	Reb.	Avg.	A	TO	BL	ST	PF-D	Pts.	Avg.
1999-00	24-1	46-125	.368	35-100	.350	22-26	.846	42	1.8	29	23	0	12	40-2	149	6.2
2000-01	28-9	77-186	.414	47-130	.362	24-33	.727	73	2.6	32	30	0	21	57-1	225	8.0
2001-02	27-9	63-176	.358	41-123	.333	12-17	.706	63	2.3	28	42	2	13	41-0	179	6.6
Career	79-19	186-487	.382	123-353	.348	58-76	.763	178	2.3	89	95	2	46	138-3	553	7.0

The 2002-03 Fighting Scots

1

Jakim Donaldson



Forward ♦ 6'6" ♦ 190 lbs. ♦ Sophomore
Pittsburgh, PA ♦ Oliver HS

HIGH SCHOOL

Played for coach Tim Keefer at Oliver High School ... as a senior, averaged 13 points, 10 rebounds, 4 assists and 3 blocked shots as the Bears went 18-9 ... earned all-city honors ... Oliver went 18-10 his junior season ... was also a two-year starter in football and track ... earned high honors in the classroom.


PERSONAL

Born September 3, 1983 ... full name is Jakim Donaldson ... currently in General Studies program ... son of Jay Donaldson and Renee Williams ... personal favorites include Tracy McGrady, the Pittsburgh Steelers, book *The Metamorphosis*, movie *New Jersey Drive*, rap music, chicken, and sports ... favorite sports moment is helping Oliver High School win championships.

CAREER HIGHS

Points: 10 vs. East Stroudsburg, 12/1/01
Rebounds: 10 vs. Columbia Union, 12/4/01
Field Goals Made: 4 vs. East Stroudsburg, 12/1/01
Field Goals Attempted: 5 vs. Indiana(Pa.), 1/30/02; vs. Columbia Union, 12/4/01
Free Throws Made: 4 vs. Cheyney, 1/5/02
Free Throws Attempted: 6 vs. Cheyney, 1/5/02; vs. Columbia Union, 12/4/01; vs. Kutztown, 12/2/01

Assists: 1 on six occasions
Steals: 1 on four occasions
Blocks: 5 vs. Lake Erie, 1/3/02



A former walk-on who has made great strides in the last year, but can still improve his game ... should challenge for a starting role ... a much stronger player physically from a year ago ... provides the Scots with athleticism and a shot blocker in the frontcourt ... expected to play a key rebounding role.

2001-02

Joined the team three games into the season and made an immediate impact, being named the PSAC West Rookie of the Week in his first week ... was named the Rookie of the Week the following year, as well ... appeared in 23 contests, averaging just over 12 minutes per game ... averaged 2.5 ppg. and 3.5 rpg. while leading the team with 29 blocked shots ... led the Scots in rebounding once, that coming in his second game when he pulled down 9 boards ... scored in double figures once, going a perfect 4-for-4 from the floor and 2-for-2 from the line for 10 points in a win over East Stroudsburg, his first game at Edinboro ... pulled down a season-high 10 rebounds vs. Columbia Union, adding 9 points ... blocked 5 shots against Lake Erie and 4 vs. Millersville, adding 8 rebounds against the Marauders.


JAKIM DONALDSON'S CAREER AT EDINBORO

Year	G-GS	FG-FGA	Pct.	3FG-3FGA	Pct.	FT-FTA	Pct.	Reb.	Avg.	A	TO	BL	ST	PF-D	Pts.	Avg.
2001-02	23-0	25-51	.490	0-0	.000	24-48	.500	81	3.5	6	11	29	4	58-3	74	3.2

The 2002-03 Fighting Scots

4

Matt Kossick



Center ♦ 6'8" ♦ 290 lbs. ♦ Senior
Cooperstown, PA ♦ Rocky Grove HS

shots from the floor and 4 of 5 free throws, adding a pair of blocks and steals ... joined the team after playing offensive tackle for the football team in the fall.

HIGH SCHOOL

Played for coach Ray Sanner at Rocky Grove High School, earning honorable mention All-State honors as a senior ... was also a first team All-Tri-County Athletic Conference choice after leading the Orioles to a 12-4 record while averaging 20.4 ppg. and 16.0 rpg... averaged 15.0 ppg. as a junior with Rocky Grove finishing 18-

8, earning honorable mention All-TCAC accolades.

PERSONAL

Born February 27, 1978 ... full name is Matthew Keith Kossick ... Criminal Justice/Political Science major ... son of Chom and Matt Kossick ... personal favorites include golf, bowling, wiffle ball, Lou Holtz autobiography, music by Hardcore and EMO, anything his mother cooks, parents and brother John ... goal is to make a solid contribution to the team, graduate and get married.


A space-eater in the middle who last played for the Fighting Scots in 1996-97 ... hasn't played in a while, but hopefully he can provide valuable minutes in a reserve role.

1996-97

Appeared in nine contests, scoring 14 points and grabbing 15 rebounds ... made 5 of 13

33

Marlon Miller



Center ♦ 6'9" ♦ 230 lbs. ♦ Senior
Etobicoke, ONT ♦ Redemption Christian Academy(NY) HS

with a knee injury ... played two minutes, pulling down one offensive rebound.

AT NEVADA

Played for the Wolf Pack from 1998-2000 ... as a freshman, played in all 26 games with two starts ... averaged 1.8 points and 1.9 rebounds while playing just less than ten minutes per game ... scored a career-high 10 points and had 4 assists at Stanford on December 17, 1998 ... as a sophomore, played in nine games before leaving the team for personal reasons ... had seven points and nine rebounds that year.

HIGH SCHOOL

Attended Redemption Christian Academy in Troy, NY as a senior after going to St.

Augustine High School in Toronto for three years ... averaged 15 points and 10 rebounds as a senior ... in his junior year at St. Augustine, averaged 20 points and 12 rebounds as team placed fourth in the Ontario Federation Sports Athletic Association tournament, the equivalent of state playoffs in the United States.

PERSONAL

Born August 24, 1977 ... full name is Marlon Miller ... Speech Communication major ... son of Jean Miller and Edward Spellman ... personal favorites include God, playing dominos, R&B music, gospel music, reggae music, curry chicken, jerk chicken, fried dumplings, Slam magazine ... goal is to be successful in every aspect of life.

Transfer from St. Bonaventure who appeared in just one game for the Bonnies last season due to a knee injury but could prove a key contributor for the Fighting Scots ... is healthy now, and head coach Greg Walcavich feels he will be a good big man in the PSAC by the time league play begins ... a strong rebounder and can hit the mid-range jumper ... previously played two seasons at the University of Nevada.

AT ST. BONAVENTURE

Appeared in one contest before going down

2002-03 Fighting Scots

42

Jason Shea



Guard ♦ 6'0" ♦ 175 lbs. ♦ Senior
Saegertown, PA ♦ Saegertown HS ♦ Mercyhurst North East JC

the floor, 37.9 percent on three-pointers and 60.0 percent from the line ... led team with 18 points in win over the Allegheny JV's, along with team-high 13 points in loss to Niagara County Community College ... registered 5 assists in win over Pitt-Titusville, along with 6 steals.

HIGH SCHOOL

Played at Saegertown High School, helping the Panthers to the District 10 championship as a junior ... averaged 21 ppg. as a senior and scored over 1,000 points in his career ... earned first team All-Conference honors ... a four-year

starter in basketball, and also started two years in football and one season in football.

PERSONAL

Born August 31, 1979 ... full name is Jason Daniel Shea ... Computer Science major ... son of Beverly and Daniel Shea ... personal favorites include the Bible, parents, Pastor Harold Ferraro, pizza and wings, hip hop and R&B music, playing video games, sports, golfing ... goal is to graduate, travel and make money.


A walk-on who will be expected to provide depth at guard ... can play either guard position ... previously played at Mercyhurst North East.

AT MERCYHURST NORTH EAST

Played for the Saints in 1998-2000 ... complete statistics were not available, but as a sophomore, in 12 contests averaged 7.1 points and in 18 minutes per game ... shot 40.0 percent from

20

Mike DiPlacido



Guard ♦ 5'11" ♦ 175 lbs. ♦ Junior
Cranberry Township, PA ♦ Seneca Valley HS ♦ Butler County CC

team in steals with 3 per game ... shot 87 percent from the free throw line, and tied the school record for consecutive free throws made with 15 in a one game.

HIGH SCHOOL

Played for coach Rick Taff at Seneca Valley High School ... a two-year starter in basketball and track, and played football for a year at North Catholic High School.

PERSONAL

Born September 29, 1978 ... full name is

Michael DiPlacido ... Elementary Education major ... son of Grace and John DiPlacido ... has several relatives who played sports collegiately, including a brother, Matt, who played basketball at Penn State ... personal favorites include golf, bowling, star watching, book On The Road, pizza, ice cream, father and brothers ... goal is to graduate and go into coaching.

Walk-on who will serve as a back-up at guard, providing outside shooting and ballhandling ... played two seasons at Butler County Community College.


AT BUTLER COUNTY CC

Averaged 12.5 ppg. while leading the conference in assists with 8.09 per game ... also led

The 2002-03 Fighting Scots

3

Rob Green



**Forward/Guard ♦ 6'5" ♦ 210 lbs. ♦ Junior
East Liverpool, OH ♦ East Liverpool HS**

contests ... shot 42.9 percent from the floor, and was the same from beyond the three-point arc, and made 5 of 9 free throws ... posted a career-high 13 points against Malone, and had 5 rebounds vs. Wilberforce in his first career game ... as a sophomore, played in 15 contests, averaging 1.9 points and 1.3 rebounds ... averaged just over six minutes per game.

HIGH SCHOOL

Was a standout at East Liverpool High School for coach Nick Aloï ... averaged 19 points, 10 rebounds and 2 blocked shots as a senior, earning honorable mention All-State honors ... the Potters advanced to the Division I Final Four in 1998-99 ... earned three letters in basketball and two in football.

PERSONAL

Born November 22, 1981 ... full name is Robert Anthony Green ... Business Administration major ... son of Geraldine Hughes and Robert Green ... uncle, Erick Green, played football at Howard University ... personal favorites include playing basketball, watching DVDs, Slam magazine, hip hop and R&B music, lasagna, Michael Jordan and Kobe Bryant ... goal is to graduate from Edinboro and become a successful businessman.


Talented performer who was buried on a deep Ashland roster ... will bring needed experience to a young Fighting Scot squad ... can play both forward and guard ... possesses good athleticism and has displayed the ability to play defense ... a physically strong player.

AT ASHLAND

Played two seasons for the Eagles, seeing considerable action as a freshman but limited playing time a year ago ... in 2000-01, averaged 3.0 points and 2.0 rebounds while playing in 24

31

Heath Carelock



**Forward ♦ 6'4" ♦ 220 lbs. ♦ Sophomore
New Carrollton, MD ♦ St. Vincent Pallotti HS**

HIGH SCHOOL

A three-year starter for coach Mike Glick at St. Vincent Pallotti High School ... as a senior, averaged 10.5 points, 7 rebounds, 2 assists and 1.5 blocks as team went 20-9 ... helped to a 29-5 record and a ranking of 14th nationally as a junior, averaging 4.7 points and 4.3 rebounds ... Panthers had seven Division I players on team that year.

PERSONAL

Born January 15, 1981 ... full name is Heath Fitzgerald Carelock ... Political Science major with a minor in Broadcast Journalism ... son of


Minnie and Hoyte Carelock ... personal favorites include Jesus Christ, Karl Malone, Michael Jordan, Pete Sampras, Bill Clinton, parents, the Bible, book Lives of Moral Leadership, mom's lasagna, heath bars, mom's ocr and tomato, jazz music, gospel music, R&B music, public speaking, singing, writing ... goal is to become President of the United States, and to inspire moral revolution in United States and internationally.

Transfer who attended the U.S. Naval Academy Prep School ... a physically strong player with good athletic ability ... should prosper in the PSAC in time, but must work the rust off his game after not playing competitively since 1999 ... coaching staff feels his best days are ahead of him, and that he will get better as the year goes on ... a solid defensive player.

2002-03 Fighting Scots

55

Rob Sims



**Guard ♦ 6'1" ♦ 204 lbs. ♦ Sophomore
Bedford Heights, OH ♦ St. Peter Chanel HS**

of 3 from the line in 21 minutes ... added 5 rebounds, 4 assists and a pair of steals ... for the year, appeared in 25 games, averaging 6.3 ppg. and 2.4 rpg. in 17.5 minutes per game ... shot 48.4 percent from the floor and led the team in free throw percentage at 82.9 percent (34 of 41) ... finished third in assists with 58 and had 20 steals ... scored in double figures in five contests, and handed out a season-high 5 assists in six different contests.

HIGH SCHOOL

Earned first team All-State honors as a senior at St. Peter Chanel High School for coach Greg Kraleý ... was also a first team All-League and All-District choice after averaging 21 points, 6 rebounds, 5 assists and 2.5 steals ... the

Transfer from Wooster who will bring some much-needed experience to a thin guard corps ... heady player who is a physical guard.

AT WOOSTER

After sitting out the entire 2000-01 season due to a broken right foot suffered before preseason drills began, returned to play a key role as the Fighting Scots finished 21-7 last year ... that included an upset over Edinboro, in which he scored a season-high 16 points, making 6 of 8 field goals, including a three-pointer, and was 3


Firebirds were 17-4 that year after going 26-0 and winning the Division III state championship the previous year ... as a senior, was named the Most Valuable Player against national power Mt. Zion Academy at the American Insurance Classic ... also played a year of baseball.

PERSONAL

Born September 4, 1982 ... full name is Robert F. Sims III ... Psychology major with a minor in Education ... son of Coral and Robert Sims Jr. ... personal favorites include shooting pool, the Bible, rap and R&B music, his parents, chili dogs ... goal is to be an All-American and earn a psychology degree.

40

Matt Barr



**Forward ♦ 6'6" ♦ 185 lbs. ♦ Freshman
Erie, PA ♦ Harbor Creek HS**

Stadler as a senior ... scored 24 points in 14 games last season ... earned two letters in basketball and started one season, and was a two-year starter in baseball, earning three letters.

PERSONAL

Born November 5, 1983 ... full name is Matthew J. Barr ... Speech Communications major ... son of James and Paula Barr ... personal favorites include mom's lasagna, walks on the beach and hanging with friends, book Where the Red Fern Grows, movies Forrest

A player who will likely redshirt this season while working on his game and strength ... has good size and long arms.

HIGH SCHOOL

Played at nearby Harbor Creek High School, first for coach Mike Pisano and then for Brian

Gump and Field of Dreams, hip hop, country, rock and rap music, Barry Bonds ... goal is to receive degree.

The 2002-03 Fighting Scots

21

Joe Cephas



Forward ♦ 6'5" ♦ 188 lbs. ♦ Freshman
Verona, PA ♦ Penn Hills HS

High School ... was a two-year member of the varsity, with the Indians going 18-10 his junior year and 14-10 last season ... as a senior, averaged 8 points and 6 rebounds per game ... also played volleyball for a year.

PERSONAL

Born November 21, 1983 ... full name is Joseph Garlin Cephas ... Business Administration major ... son of Barbara and Michael Cephas ... personal favorites include playing basketball, Michael Jordan, his father,

book The Godfather, hip-hop and R&B music, stuffed shells, bible verse I could do all things through Christ who gives me strength (Phil. 4:13) ... goal is to become a freshman phenom.


One of the many young players who will have an opportunity to contribute this year in the frontcourt ... comes from one of the top high school programs in western Pennsylvania ... athletic player.

HIGH SCHOOL

Played for coach James Rocco at Penn Hills

24

Pete Craig



Guard ♦ 6'1" ♦ 195 lbs. ♦ Freshman
Farrell, PA ♦ Farrell HS

... averaged 14 points and 10 rebounds a game as a senior, earning All-WPIAL Section 7 honors ... was named the team's Defensive Player of the Year as a senior and was a team captain his last two years ... selected to play in the Mercer & Lawrence County All-Star Game, the Pittsburgh Hoops Classic, and the Hoyle Mahoning Valley vs. Mercer County All-Star Game ... earned all-tournament honors as a junior and senior at the Farrell Christmas Tournament ... and was named to the Farrell Tip-Off Classic all-tournament team.

PERSONAL

Born April 7, 1984 ... full name is Torlando A. Craig ... Business Administration major ... son of Sonya Craig and Todd Williams ... uncle, Gravelle Craig, played basketball at Cleveland State ... personal favorites include pizza, hamburgers, Slam magazine, rap and R&B music, talking to ladies and hanging out ... goal is to receive degree and start a business.


Expected to provide depth at the guard position ... hard-nosed player who can help on the glass and play solid defense.

HIGH SCHOOL

A three-year starter at Farrell High School, also starting for two years in football and volleyball

5

James Hippolyte



Forward ♦ 6'5" ♦ 185 lbs. ♦ Freshman
Spring Valley, NY ♦ Ramapo HS

coach Greg Walcavich feels he will ultimately be a good player.

HIGH SCHOOL

A two-year starter at Ramapo Senior High School for coach Dave Sachs ... as a senior in 1998-99, helped the Gryphons to the league championship and earned All-Section honors ... was also an All-League and All-County choice, in addition to be named the team MVP ... averaged 12 points and 9 rebounds per game.

PERSONAL

Born August 22, 1980 ... full name is James Hippolyte ... undecided major ... son of Marie and Jean Hippolyte ... personal favorites include his mother, rap, R&B and reggae music, Slam magazine, sweet potato pie ... goal is to be the best he can be.

Attended Iona for a semester before transferring to Edinboro ... an athletic performer who has the ability to be a good rebounder and defender ... possesses excellent leaping ability ... will likely need time to make the adjustment from high school to college basketball, but head

2002-03 Fighting Scots

No.	Name	Pos.	Ht.	Wt.	Yr.	Hometown/High School/Last School
40	Matt Barr	F	6-6	185	Fr.	Erie, PA/Harbor Creek
31	Heath Carelock	F	6-4	220	So.	New Carrollton, MD/St. Vincent Pallotti
21	Joe Cephas	F	6-5	188	Fr.	Verona, PA/Penn Hills
24	Pete Craig	G	6-1	195	Fr.	Farrell, PA/Farrell
20	Mike DiPlacido	G	5-11	175	Jr.	Cranberry Township, PA/Seneca Valley/Butler CCC
1	Jakim Donaldson	F	6-6	190	So.	Pittsburgh, PA/Oliver
30	Duke Gartrell	G	6-2	180	Sr.	Littlestown, PA/Littlestown
3	Rob Green	G/F	6-5	210	Jr.	East Liverpool, OH/East Liverpool/Ashland
5	James Hippolyte	F	6-5	185	Fr.	Spring Valley, NY/Ramapo
4	Matt Kossick	C	6-8	290	Sr.	Cooperstown, PA/Rocky Grove
33	Marlon Miller	C	6-9	230	Sr.	Etobicoke, ONT/Redemption Christian Academy(NY)/St. Bonaventure
42	Jason Shea	G	6-0	175	Sr.	Saegertown, PA/Saegertown/Mercyhurst North East
55	Rob Sims	G	6-1	204	So.	Bedford Heights, OH/St. Peter Chanel/Wooster

NUMERICAL ROSTER

1	Jakim Donaldson	F
3	Rob Green	G/F
4	Matt Kossick	C
5	James Hippolyte	F
20	Mike DiPlacido	G
21	Joe Cephas	F
24	Pete Craig	G
30	Duke Gartrell	G
31	Heath Carelock	F
33	Marlon Miller	C
40	Matt Barr	F
42	Jason Shea	G
55	Rob Sims	G

HEAD COACH: Greg Walcavich
ASSISTANT COACHES: Patrick Cleary and Ryan Leahy
CAPTAIN: Duke Gartrell

BY HEIGHT


6'9"	Marlon Miller
6'8"	Matt Kossick
6'6"	Matt Barr
	Jakim Donaldson
6'5"	Joe Cephas
	Rob Green
	James Hippolyte
6'4"	Heath Carelock
6'2"	Duke Gartrell
6'1"	Pete Craig
	Rob Sims
6'0"	Jason Shea
5'11"	Mike DiPlacido

BY POSITION

Center	Marlon Miller
	Matt Kossick
Foward	Matt Barr
	Heath Carelock
	Joe Cephas
	Jakim Donaldson
	Rob Green
	James Hippolyte
Guard	Pete Craig
	Mike DiPlacido
	Duke Gartrell
	Jason Shea
	Rob Sims

PRONUNCIATION GUIDE

Joe Cephas	see fuss
Jakim Donaldson	JAHH keem
Duke Gartrell	ghar trell
James Hippolyte	hip OH lite
Matt Kossick	KAHS sick
Jason Shea	shay



The Pennsylvania State Athletic Conference

2001-2002 PSAC Men's Basketball Standings

West Division	PSAC West		Overall	
	W	L	W	L
Indiana(Pa.)	9	3	28	5
California(Pa.)	9	3	23	6
Edinboro	9	3	18	9
Clarion	7	5	15	11
Lock Haven	4	8	8	18
Shippensburg	3	9	9	17
Slippery Rock	1	11	7	19

East Division	PSAC East		Overall	
	W	L	W	L
West Chester	10	2	18	9
Millersville	10	2	17	10
Cheyney	8	4	17	10
Bloomsburg	6	6	14	14
Mansfield	4	8	9	16
Kutztown	3	9	6	19
East Stroudsburg	1	11	4	20

2002 PSAC Tournament

FIRST ROUND

Indiana(Pa.) 62, Clarion 55
 Cheney 77, Millersville 75 ot
 Bloomsburg 60, West Chester 54
 California(Pa.) 82, Edinboro 70

SEMIFINALS

Indiana(Pa.) 86, Cheyney 81
 California(Pa.) 68, Bloomsburg 66

CHAMPIONSHIP GAME

Indiana(Pa.) 71, California(Pa.) 68



2001-2002 PSAC Men's Basketball Teams

WESTERN DIVISION						
First Team						
	Pos.	Ht.	Wt.	Yr.		
Aaron Faulkner, Indiana(Pa.)	G	6-2	190	Sr.		
Ishmeial Kamara, California(Pa.)	G	6-4	220	Jr.		
Dennis Mims, Indiana(Pa.)	C	6-9	235	Sr.		
Ryan Stefanski, California(Pa.)	G	6-3	190	Jr.		
Al Stevens, Clarion	F	6-6	210	Sr.		
Kenny Tate, Edinboro	F	6-4	210	Sr.		

West Player of the Year: Kenny Tate, Edinboro
West Rookie of the Year: Dan Grabill, Edinboro
West Coach of the Year: Bill Brown, California(Pa.)

EASTERN DIVISION						
First Team						
	Pos.	Ht.	Wt.	Yr.		
Adam Bohman, Bloomsburg	C	6-8	235	Jr.		
Aaron Carter, Bloomsburg	G	6-1	190	Sr.		
Anthony Frazier, Cheyney	F	6-8	190	So.		
Brett Longpre', Mansfield	G	6-5	170	So.		
Gerald Redding, Millersville	G	6-4	200	Jr.		
Ramzee Stanton, West Chester	F	6-3	180	Jr.		

East Player of the Year: Ramzee Stanton, West Chester
East Rookie of the Year: Tooichi Udeinya, Millersville
East Coach of the Year: Fred Thompson, Millersville

WESTERN DIVISION						
Second Team						
	Pos.	Ht.	Wt.	Yr.		
George Bailey, Lock Haven	F	6-8	200	Jr.		
Tom Frederick, California(Pa.)	F	6-7	225	Jr.		
Kris Holtzer, Lock Haven	G	6-2	185	Jr.		
Leon Piper, Indiana(Pa.)	F	6-6	220	Sr.		
Steve Serwatka, Clarion	G	6-1	180	Sr.		
David Shearer, Clarion	F	6-4	195	Sr.		

EASTERN DIVISION						
Second Team						
	Pos.	Ht.	Wt.	Yr.		
Jay DeShields, Bloomsburg	G	6-4	180	Sr.		
Johnny Gloster, Cheyney	G	6-3	175	Fr.		
Bilal Salaam, Kutztown	F	6-7	200	Fr.		
Andy Sedora, West Chester	F/C	6-7	225	Sr.		
Tooichi Udeinya, Millersville	F	6-5	195	Fr.		
Devon Wade, Cheyney	F	6-8	200	Sr.		

INDIVIDUAL STATISTICS

Field Goal Pct.	GP	FG	FGA	Pct.
Andy Scott, Mans	21	74	119	.622
Tom Fredrick, Cal	28	123	200	.615
Ramzee Stanton, WCU	27	204	333	.613
Dennis Mims, IUP	31	196	331	.592
Ian Conner, Mans	24	80	137	.584
Anthony Frazier, Chey	27	172	310	.555
Dale Thomas, Clar	26	118	217	.544
Adam Bohman, Bloom	25	153	292	.524
Kharis Byrd, Chey	26	80	153	.523
Bilal Salaam, Kutz	25	85	169	.503
Three-Point Field Goal Pct.	GP	3FG	3FGA	Pct.
Dan Grabill, Edin	27	45	86	.523
Ryan Stefanski, Cal	29	118	262	.450
Damar Lopez, Mans	22	33	74	.446
Sean Whalen	27	32	72	.444
Wes Layton, IUP	33	66	153	.431
Brian Hanna, LHU	26	39	91	.429
Tyree Brickus, Kutz	24	36	87	.414
Jay DeShields, Bloom	28	82	203	.404
Ishmeial Kamara, Cal	29	46	114	.404
Brett Longpre', Mans	25	71	179	.397
Free Throw Pct.	GP	FT	FTA	Pct.
Steve Serwatka, Clar	26	55	72	.917
Damar Lopez, Mans	22	105	124	.847
Ryan Stefanski, Cal	29	69	82	.841
Brandon Dominick, Edin	27	70	85	.824

SCORING	GP	FG-FGA	Pct.	3FG-3FGA	Pct.	FT-FTA	Pct.	Pts.	Avg.
Gerald Redding, Mill	27	187-486	.385	66-206	.320	110-147	.748	550	20.4
Ramzee Stanton, WCU	27	204-333	.613	0-3	.000	124-188	.660	532	19.7
Kenny Tate, Edin	27	199-404	.493	4-14	.286	101-131	.771	503	18.6
Steve Serwatka, Clar	26	162-399	.406	66-197	.335	66-72	.917	456	17.5
Anthony Frazier, Chey	27	172-310	.555	3-11	.273	112-152	.737	459	17.0
Ryan Stefanski, Cal	29	149-316	.472	118-262	.450	69-82	.841	485	16.7
Dennis Mims, IUP	31	196-331	.592	0-1	.000	124-189	.656	516	16.6
Ishmeial Kamara, Cal	29	167-367	.455	46-114	.404	92-115	.800	472	16.3
Adam Bohman, Bloom	25	153-292	.524	9-25	.360	90-127	.709	405	16.2
Brett Longpre', Mans	25	129-320	.403	71-179	.397	69-91	.758	398	15.9

Rollie Smith, Clar <th>GP</th> <th>No.</th> <th>Avg.</th>	GP	No.	Avg.
26	54	66	.818
24	61	75	.813
26	61	75	.813
27	143	177	.808
29	92	115	.800
27	54	68	.794
Rebounds	GP	No.	Avg.
Dennis Mims, IUP	31	122	11.3
Ramzee Stanton, WCU	27	297	11.0
Kenny Tate, Edin	27	283	10.5
Leon Piper, IUP	33	283	8.6
Touchi Udeinya, Mill	27	203	8.5
Anthony Frazier, Chey	27	224	8.3
Jon Kelley, ESU	24	199	8.3
Ben Kajac, SRU	26	197	7.6
Adam Bohman, Bloom	25	188	7.5
Devon Wade, Chey	21	153	7.3
Assists	GP	No.	Avg.
Ryan Luckman, Bloom	26	137	5.27
Rollie Smith, Clar	26	124	4.77
Wes Layton, IUP	33	139	4.21
Aaron Faulkner, IUP	33	132	4.00
Kris Holtzer, LHU	25	98	3.92
Matt Brown, WCU	27	99	3.67
Jeff Brickus, Kutz	24	84	3.50
Gerald Redding, Mill	27	88	3.26
John Phillips, WCU	27	88	3.26
Damar Lopez, Mans	22	71	3.23
Steals	GP	No.	Avg.
Gerald Redding, Mill	27	63	2.33
David Shearer, Clar	21	48	2.29
Ryan Lockman, Bloom	26	52	2.00
Dale Thomas, Clar	26	49	1.88
Aaron Faulkner, IUP	33	62	1.88

The Pennsylvania State Athletic Conference

Alston Ellis, Ship	26	48	1.85
Bryant Ellis, SRU	25	43	1.72
Aaron Carter, Bloom	27	45	1.67
Jeff Madara, Ship	26	43	1.65
Kris Holtzer, LHU	25	41	1.64
Blocked Shots	GP	No.	Avg.
George Bailey, LHU	20	79	3.95
Bilal Salaam, Kutz	25	97	3.88
Dennis Mims, IUP	31	90	2.90
Devon Wade, Chey	21	31	1.48
Dave Freeman, SRU	26	36	1.38
Jakim Donaldson, Edin	23	29	1.26
Martin Diaw, Cal	27	32	1.19
Adam Bohman, Bloom	25	28	1.12
Tom Frederick, Cal	28	27	0.96
Glen Jackson, Mans	25	24	0.96

TEAM STATISTICS

Scoring Offense	GP	Pts.	Avg.	
California(Pa.)	29	2326	80.2	
Indiana(Pa.)	33	2634	79.8	
Mansfield	25	1908	76.3	
Edinboro	27	2031	75.2	
Clarion	26	1938	74.5	
Cheyney	27	1944	72.0	
Bloomsburg	28	2015	72.0	
Millersville	27	1925	71.3	
West Chester	27	1885	69.8	
Shippensburg	26	1718	66.1	
Lock Haven	26	1717	66.0	
Kutztown	25	1583	63.3	
Slippery Rock	26	1590	61.2	
East Stroudsburg	24	1413	58.9	
Scoring Defense	GP	Pts.	Avg.	
West Chester	27	1792	66.4	
Clarion	26	1758	67.6	
Kutztown	25	1692	67.7	
East Stroudsburg	24	1627	67.8	
Indiana(Pa.)	33	2256	68.4	
California(Pa.)	29	1988	68.6	
Millersville	27	1870	69.3	
Slippery Rock	26	1839	70.7	
Cheyney	27	1927	71.4	
Shippensburg	26	1866	71.8	
Bloomsburg	28	2013	71.9	
Edinboro	27	1982	73.4	
Lock Haven	26	1918	73.8	
Mansfield	25	1958	78.3	
Scoring Margin	Own	Opp Margin		
California(Pa.)	80.2	68.6 +11.7		
Indiana(Pa.)	79.8	68.4 +11.5		
Clarion	74.5	67.6 +6.9		
West Chester	69.8	66.4 +3.4		
Millersville	71.3	69.3 +2.0		
Edinboro	75.2	73.4 +1.8		
Cheyney	72.0	71.4 +0.6		
Bloomsburg	72.0	71.9 +0.1		
Mansfield	76.3	78.3 -2.0		
Kutztown	63.3	67.7 -4.4		
Shippensburg	66.1	71.8 -5.7		
Lock Haven	66.0	73.8 -7.7		
East Stroudsburg	58.9	67.8 -8.9		
Slippery Rock	61.2	70.7 -9.6		
Field Goal Pct.	GP	FG	FGA	Pct.
California(Pa.)	29	819	1666	.492
Indiana(Pa.)	33	932	1952	.477
West Chester	27	660	1422	.464
Clarion	26	699	1555	.450
Bloomsburg	28	692	1554	.445
Mansfield	25	673	1515	.444
Cheyney	27	710	1614	.440
Edinboro	27	714	1663	.429
Lock Haven	26	589	1374	.429
Kutztown	25	570	1375	.415
Shippensburg	26	600	1515	.396
Millersville	27	657	1678	.392

Slippery Rock	26	592	1546	.383
East Stroudsburg	24	510	1340	.381
Field Goal Pct. Defense	GP	FG	FGA	Pct.
Indiana(Pa.)	33	781	2068	.378
Cheyney	27	671	1730	.388
California(Pa.)	29	714	1743	.410
West Chester	27	659	1569	.420
Clarion	26	621	1430	.434
Lock Haven	26	680	1565	.435
East Stroudsburg	24	572	1296	.441
Bloomsburg	28	740	1673	.442
Edinboro	27	724	1635	.443
Kutztown	25	605	1365	.443
Mansfield	25	654	1461	.448
Millersville	27	641	1431	.448
Shippensburg	26	660	1458	.453
Slippery Rock	26	684	1483	.461
3-Point Field Goal Pct.	GP	3FG	3FGA	Pct.
California(Pa.)	29	247	591	.418
Indiana(Pa.)	33	213	570	.374
Clarion	26	179	482	.371
Edinboro	27	181	498	.363
Bloomsburg	28	188	524	.359
Mansfield	25	168	486	.346
Lock Haven	26	145	443	.327
Millersville	27	183	563	.325
Shippensburg	26	140	436	.321
East Stroudsburg	24	131	409	.320
Kutztown	25	133	429	.310
West Chester	27	129	426	.303
Cheyney	27	134	456	.294
Slippery Rock	26	102	378	.270
3-Point FG Per Game	GP	3FG	3FGA	Avg.
California(Pa.)	29	247	591	8.52
Clarion	26	179	482	6.88
Millersville	27	183	563	6.78
Mansfield	25	168	486	6.72
Bloomsburg	28	188	524	6.71
Edinboro	27	181	498	6.70
Indiana(Pa.)	33	21		

2001-02 Review

Fighting Scots Surprise Experts By Claiming Second Straight PSAC West Crown

Prognosticators picked the Edinboro University men's basketball team for fourth in the PSAC West preseason poll. Maybe it was the fact that Adam Kaufman, the PSAC's all-time career assist leader, had concluded his career. Whatever, the expectations hardly had Edinboro capturing its second straight PSAC West title.

But the Fighting Scots did just that, tying California(Pa.) and Indiana(Pa.) for first place. Unfortunately, the tiebreakers led Edinboro to a first round playoff game at California(Pa.), with the Vulcans eliminating the Scots, 82-70. Coach Greg Walcavich's team finished the year with an 18-9 record.

The reasons for the unexpected success were many. First and foremost, Walcavich felt all along the team would be a winner, although it might be until January before it became apparent. Second was some outstanding individual performances, with Kenny Tate earning PSAC West Player of the Year accolades and freshman guard Dan Grabill capturing Rookie of the Year honors. Third was the rapid development of Grabill and transfer Brandon Dominick, providing the Scots with strong play at the point as the season progressed. Finally, Walcavich milked everything he could out of the spare parts, the complimentary players who took turns making quiet contributions.

The season began as if the prognosticators knew a thing or two. The Scots dropped their first three games, beginning with a 72-69 setback to local rival Gannon. While that result may have come as no surprise, the next one did, as Wooster came into McComb Fieldhouse and handed the Scots a 74-57 setback. It marked the first time a Walcavich-coached Edinboro team had lost to a Division III outfit. The third loss was a 74-69 decision to another local team, Mercyhurst.

The losing skein was balanced by a three-game winning streak, two of them on the road. Playing a PSAC crossover doubleheader on back-to-back days at East Stroudsburg and Kutztown, the Scots posted a 74-67 win and an 80-77 triumph, respectively. Columbia Union was the third victim.

A loss at Millersville left the Scots at 3-4, but Edinboro then won three more in a row and ten of eleven. The stretch hardly started with great promise, as the Boro turned in lackluster performances in an 83-78 win at Allegheny and a 92-83 overtime victory over Lake Erie, two more Division III outfits. However, a 66-63 win over a talented Cheyney team followed, although the streak was interrupted by West Chester, who handed an Edinboro team playing its fourth game in five days a 71-57 defeat.

Showing a 6-5 record entering PSAC West action, the Scots served notice that they intend-

ed to defend their PSAC West crown with an 88-73 win over California(Pa.) in the league opener. That started a string of seven straight wins, the longest winning streak since 1997-98. Defense was the key, as the Scots limited the seven opponents to an average of 69.1 ppg. The streak finally came to an end at Indiana(Pa.), with the Indians claiming an 81-63 win. The Scots lost their second straight Western Division contest when California(Pa.) smothered them, 101-72, and following a win against Slippery Rock, sat in a precarious position following a 78-74 loss at Clarion, their third loss in four games.

Edinboro sprinted to the finish line, however, winning its last four games. That burst began with one of the greatest comebacks at Edinboro in years. IUP appeared well on its way to sweeping the Scots, leading by as many as 24 points in the first half before settling for a 45-30 halftime lead. Edinboro did not fold against the 13th-ranked Indians. After closing the first half with a 17-8 run, Edinboro opened the second period with a 9-1 run, and took its first lead at 55-52 with 11:46 remaining. The Scots eventually built a nine-point lead at 76-67, a turnaround of 33 points! The 77-75 win over the top-ranked team in the East Region was followed by wins over Shippensburg, Slippery Rock and Lock Haven to close the regular season.

The 2001-02 campaign represented the going away party for Tate. The 6'3" forward received more accolades than any other Fighting Scot, including joining Tyrone Mason as Edinboro's only NABC All-Americans. Tate landed a spot on the first team, and was also named the Division II Bulletin Player of the Year, and was a Daktronics first team All-American and *Basketball Times* first team All-American. He concluded his brilliant career by averaging 18.6 ppg. and 10.5 rpg., the third straight year he averaged a double double.


Blake Johnson was the only other Scot to average double figures at 14.2 ppg., but an injury ended his career with six games remaining. After leading Division II in three-pointers made per game as a junior, he had a solid but unspectacular senior campaign, making 57 of 166 three-pointers.

Grabill, a rail-thin freshman from nearby General McLane High School, ended up setting a school record for three-point percentage

(.523), making 45 of 86 triples. He teamed with Dominick, a diminutive transfer from Lake Erie College, for 153 assists and just 119 turnovers. The 5'8" Dominick was one of Edinboro's best players down the stretch, averaging 9.9 ppg.

Many other players played key roles with little fanfare. James Dickerson, a 6'4" senior, enjoyed the best season of his career, averaging 6.8 ppg. and 3.6 rpg. Duke Gartrell overcame a horrendous shooting slump to play a key role down the stretch. The 6'2" junior entered the starting lineup when Johnson was felled for the year and averaged 12.9 ppg. over the final eight games. For the year the southpaw hit at a 6.6 clip with 41 three-pointers in 123 attempts.

The trio of Andy Stritzinger, Chris Summers and Jakim Donaldson provided the Scots with efficient inside play. Stritzinger averaged 5.4 ppg. and 4.0 rpg. in his final season. Summers, in shape after joining the Scots midway through the 2000-01 campaign, was an excellent complement to Tate on the boards. He only averaged 4.0 ppg., but was the second-leading rebounder at 5.2 rpg. Donaldson missed the first three games while awaiting clearance from the NCAA Clearinghouse. The 6'6" freshman went on to earn PSAC Rookie of the Week honors his first two weeks. While an extremely raw performer, he leaves great hope for the future. Donaldson led the Scots with 29 blocked shots.



Chris Summers proved a solid compliment to Kenny Tate, averaging 4.0 ppg and 5.2 ppg.

2001-02 Final Statistics

**FINAL RECORD: 18-9
PSAC West: 9-3**

PLAYER	G-GS	MIN	M/G	FG-FGA	Pct.	3FG-3FGA	Pct.	FT-FTA	Pct.	REB	AVG	A	TO	BL	ST	PF-D	PTS	AVG
Kenny Tate	27-27	901	33.4	199-404	.493	4-14	.286	101-131	.771	283	10.5	51	79	17	42	68-0	503	18.6
Blake Johnson	21-15	604	28.8	88-258	.341	57-166	.343	66-86	.767	47	2.2	36	36	6	19	29-0	299	14.2
Brandon Dominick	27-9	657	24.3	83-213	.390	32-97	.330	70-85	.824	52	1.9	70	61	5	26	40-1	268	9.9
Dan Grabill	27-23	756	28.0	70-143	.490	45-86	.523	40-58	.690	44	1.6	83	58	3	23	55-1	225	8.3
James Dickerson	27-18	451	16.7	71-162	.438	0-1	.000	42-65	.646	97	3.6	13	41	5	10	49-0	184	6.8
David Gartrell	27-9	538	19.9	63-176	.358	41-123	.333	12-17	.706	63	2.3	28	42	2	13	41-0	179	6.6
Andy Stritzinger	25-21	552	22.1	51-102	.500	0-0	.000	34-44	.773	100	4.0	16	38	16	20	70-5	136	5.4
Chris Summers	27-4	455	16.9	43-105	.410	0-1	.000	21-33	.636	141	5.2	7	12	5	12	66-1	107	4.0
Jakim Donaldson	23-0	278	12.1	25-51	.490	0-0	.000	24-48	.500	81	3.5	6	11	29	4	58-3	74	3.2
Quentin Rogers	11-9	190	17.3	10-28	.357	0-0	.000	7-15	.467	51	4.6	4	11	5	7	19-0	27	2.5
Derek Armstrong	6-0	39	6.5	9-12	.750	0-2	.000	1-2	.500	4	0.7	0	2	1	2	3-0	19	3.2
Aaron Bluey	5-0	24	4.8	2-8	.250	2-8	.250	4-4	1.000	2	0.4	0	0	0	0	1-0	10	2.0
Brian Keller	2-0	5	2.5	0-1	.000	0-0	.000	0-0	.000	1	0.5	1	0	0	0	0-0	0	0.0
TEAM										99	3.7		3					
BORO TOTALS	27	5450		714-1663	.429	181-498	.363	422-588	.718	1065	39.4	315	404	94	178	499-11	2031	75.2
OPP TOTALS	27	5450		724-1635	.443	152-458	.332	382-551	.693	967	35.8	365	379	121	182	516-	1982	73.4

Date	Opponent	Score	Att.	Hi Scorer	Hi Rebounder	Opp Hi Scorer	Opp Hi Rebounder
Nov. 20	at Gannon	L, 69-72	2672	Tate (28)	Rogers (10)	Morgan (17)	Morgan (12)
Nov. 24	WOOSTER	L, 57-74	400	Tate (25)	Tate (7)	Sims (16)	Mitchell (6)
Nov. 27	at Mercyhurst	L, 69-74	1700	Tate (27)	Tate (9)	Helm (19)	Melle (8)
Dec. 1	at East Stroudsburg	W, 74-67	200	Johnson (25)	Rogers (7)	Majeski (25)	Majeski, Justice (5)
Dec. 2	at Kutztown	W, 80-77	350	Tate (25)	Donaldson (9)	Kottri (21)	Salaam (12)
Dec. 4	COLUMBIA UNION	W, 76-68	700	Johnson (18)	Tate (12)	Bokpe (19)	Phillips (8)
Dec. 19	at Millersville	L, 69-79	150	Tate (16)	Donaldson (8)	Redding (23)	Udeinya, Toms (6)
Jan. 2	at Allegheny	W, 83-78	283	Tate (22)	Tate, Dickerson (12)	Magnusen (17)	Magzlik (8)
Jan. 3	LAKE ERIE	W, 92-83	100	Johnson (18)	Tate, Stritzinger (8)	Johnson (32)	Rustifo (12)
Jan. 5	CHEYNEY	W, 66-63	350	Johnson (26)	Tate, Rogers (7)	Frazier (16)	Wade (7)
Jan. 6	WEST CHESTER	L, 57-71	350	Tate (27)	Tate (10)	Stanton, Phillips (19)	Stanton (13)
Jan. 9	CALIFORNIA (PA)	W, 88-73	500	Johnson (23)	Tate (14)	Kamara (16)	Boles, Diaw (9)
Jan. 12	MANSFIELD	W, 77-72	500	Tate (24)	Tate (18)	Lopez (19)	Jackson (6)
Jan. 13	BLOOMSBURG	W, 84-69	600	Johnson (22)	Tate (11)	Kinsey (12)	Luckman (5)
Jan. 16	CLARION	W, 76-62	1600	Tate (23)	Tate (14)	Stevens (21)	Stevens (8)
Jan. 19	at Shippensburg	W, 74-66	300	Dominick (16)	Tate (12)	Banks (19)	Levetter (9)
Jan. 22	MERCYHURST	W, 83-70	1500	Dickerson (25)	Tate (14)	Melle (28)	Helm, Marshall (9)
Jan. 26	at Lock Haven	W, 82-72	235	Johnson (23)	Tate (11)	Zujovic (23)	Ruff (7)
Jan. 30	at Indiana (Pa.)	L, 63-81	1171	Johnson (19)	Tate (10)	Mims (23)	Piper (13)
Feb. 2	at California (Pa.)	L, 72-101	1000	Dominick (14)	Tate (6)	Stephanski (22)	Kamara (9)
Feb. 4	SLIPPERY ROCK	W, 80-66	1100	Tate (25)	Tate (9)	Lewis, Epps (14)	Zajac (10)
Feb. 6	at Clarion	L, 74-78	905	Tate (26)	Tate (15)	Serwatka (18)	Shearer (10)
Feb. 13	INDIANA (PA)	W, 77-75	2000	Tate (21)	Tate (10)	Faulkner (27)	Piper (9)
Feb. 16	SHIPPENSBURG	W, 83-75	900	Tate (25)	Tate (14)	Banks (17)	Levetter, Couliabaly (6)
Feb. 20	at Slippery Rock	W, 75-64	500	Gartrell (20)	Tate (12)	Freeman (14)	Zajac (5)
Feb. 23	LOCK HAVEN	W, 81-70	800	Dominick (28)	Tate (13)	Johnson (14)	Bailey (6)
Feb. 26	at California (Pa.)	L, 70-82	1095	Tate (24)	Tate (9)	Zujovic (23)	Brown, Frederick (7)

* Pennsylvania State Athletic Conference West contest

Year-by-Year Records

Year	W	L	Pct.	Coach
1928-29	12	2	.857	Sox Harrison
1929-30	8	6	.571	Sox Harrison
1930-31	11	4	.733	Sox Harrison
1931-32	12	1	.923	Sox Harrison
1932-33	9	4	.692	Sox Harrison
1933-34	8	5	.615	Sox Harrison
1934-35	8	3	.727	Sox Harrison
1935-36	5	5	.500	Sox Harrison
1936-37	7	6	.538	Sox Harrison
1937-38	6	8	.429	Sox Harrison
1938-39	8	2	.800	Sox Harrison
1939-40	13	4	.765	Sox Harrison
1940-41	11	4	.733	Sox Harrison
1941-42	3	7	.300	Sox Harrison
1942-43	1	1	.500	Sox Harrison
1943-44	World War II			
1944-45	World War II			
1945-46	0	5	.000	Sox Harrison
1946-47	7	8	.467	Sox Harrison
1947-48	4	11	.267	Sox Harrison
1948-49		9	.438	Sox Harrison
1949-50	12	5	.706	Sox Harrison
1950-51	9	9	.500	Sox Harrison
1951-52	6	12	.333	Sox Harrison
1952-53	8	13	.381	Sox Harrison
1953-54	6	12	.333	Art McComb
1954-55	8	12	.400	Art McComb
1955-56	3	17	.150	Art McComb
1956-57	5	14	.263	Bob Thurbon
1957-58	10	11	.476	Bob Thurbon
1958-59	8	12	.400	Bob Thurbon
1959-60	6	13	.316	Jim Smart
1960-61	6	15	.286	Loyal Park
1961-62	17	7	.708	Loyal Park
1962-63	11	9	.550	Jim McDonald
1963-64	16	6	.727	Jim McDonald
1964-65	10	8	.556	Jim McDonald

Year	W	L	Pct.	Coach
1965-66	18	5	.783	Jim McDonald
1966-67	11	11	.500	Jim McDonald
1967-68	19	5	.792	Jim McDonald
1968-69	14	8	.636	Jim McDonald
1969-70	13	9	.591	Jim McDonald
1970-71	16	8	.667	Jim McDonald
1971-72	17	9	.654	Dave Rooney
1972-73	13	9	.591	Jim McDonald
1973-74	18	6	.750	Jim McDonald
1974-75	22	5	.815	Jim McDonald
1975-76	24	5	.828	Guy Conti
1976-77	11	12	.478	Guy Conti
1977-78	9	15	.375	Guy Conti
1978-79	11	14	.440	Guy Conti
1979-80	21	6	.778	Guy Conti
1980-81	7	17	.292	Guy Conti
1981-82	22	8	.733	Guy Conti
1982-83	18	10	.643	Guy Conti
1983-84	17	11	.607	Guy Conti
1984-85	12	14	.462	Jim Sims
1985-86	18	13	.581	Jim Sims
1986-87	14	12	.538	Jim Sims
1987-88	12	15	.444	Jim Sims
1988-89	14	12	.538	Jim Sims
1989-90	22	5	.815	Greg Walcavich
1990-91	18	10	.643	Greg Walcavich
1991-92	20	9	.690	Greg Walcavich
1992-93	12	17	.414	Greg Walcavich
1993-94	20	8	.714	Greg Walcavich
1994-95	15	11	.577	Greg Walcavich
1995-96	21	8	.724	Greg Walcavich
1996-97	13	14	.481	Greg Walcavich
1997-98	26	8	.765	Greg Walcavich
1998-99	16	12	.571	Greg Walcavich
1999-00	13	13	.500	Greg Walcavich
2000-01	21	7	.750	Greg Walcavich
2001-02	18	9	.667	Greg Walcavich
72 Years	887	639	.581	10 Head Coaches

All-Time Coaches

Coach	Years	Seasons	Games	W	L	Pct.
Sox Harrison	1928-43/45-53	23	309	175	134	.566
Art McComb	1953-56	3	58	17	41	.291
Bob Thurbon	1956-59	3	60	23	37	.383
Jim Smart	1959-60	1	19	6	13	.316
Loyal Park	1960-62	2	45	23	22	.511
Jim McDonald	1962-71/72-75	12	270	181	89	.670
Dave Rooney	1971-72	1	26	17	9	.654
Guy Conti	1975-84	9	238	140	98	.588
Jim Sims	1984-89	5	136	70	66	.510
Greg Walcavich	1989-2002	13	365	235	130	.644
Totals - 10 Head Coaches	1928-2002	72	1526	887	639	.581



Jim McDonald



Guy Conti



Jim Sims

Individual & Team Records

INDIVIDUAL GAME

Most Points: 54 by Frank Smith vs. Fredonia State, 1966-67; 52 by Frank Smith vs. Kenyon, 1968-69
Most Field Goals Made: 21 by Frank Smith vs. Waynesburg, 1966-67; by Frank Smith vs. Kenyon, 1968-69
Most 3-Point Field Goals Made: 10 by Blake Johnson vs. Clarion, 2000-01; 10 by Jesse Ogden vs. Indiana(Pa.), 1996-97; 9 by Jesse Ogden vs. Point Park, 1996-97; by Jesse Ogden vs. Mansfield, 1996-97
Most Free Throws Made: 14 by four players, last by Derek Walton vs. Millersville, 1990-91
Most Consecutive Free Throws Made: 14 by Ken Gerber (14 of 14) vs. Gannon, 1961-62
Most Rebounds: 39 by Don Dougan vs. Indiana(Pa.), 1964-65
Most Assists: 20 by Larry Betar vs. California(Pa.), 1973-74; 19 by Dave Knowlton vs. Grove City, 1969-70
Most Blocked Shots: 11 by Jason Roseto vs. Mansfield, 1999-2000; Melvin Hooker vs. Slippery Rock, 1979-80; 10 by Jason Roseto vs. Lock Haven, 2000-01; 10 by Michael Johnson vs. Point Park, 1995-96

SEASON

Most Points: 800 by Tyrone Mason, 1995-96
Highest Scoring Average: 30.1 by Frank Smith, 1966-67
Most Field Goals Made: 307 by Tyrone Mason, 1995-96
Most Field Goals Attempted: 594 by Tyrone Mason, 1995-96
Highest Field Goal Percentage: .647 by Ricky Jordan, 1987-88 (141 of 218)
Most 3-Point Field Goals Made: 118 by Jesse Ogden, 1997-98
Most 3-Point Field Goals Attempted: 286 by Jesse Ogden, 1997-98
Highest 3-Point Field Goal Percentage: .462 by Greg Fox, 1992-93 (37 of 80)
Most Free Throws Made: 139 by Billy Wade, 1989-90
Most Free Throws Attempted: 195 by Dwayne Butler, 1997-98
Highest Free Throw Percentage: .882 by Roy

Stauffer, 1972-73 (90 of 102)
Most Consecutive Free Throws Made: 38 by Ken Gerber, 1961-62
Most Rebounds: 393 by Darryl Meacham, 1965-66
Highest Rebounding Average: 18.5 by Darryl Meacham, 1966-67
Most Assists: 273 by Adam Kaufman, 1997-98
Most Steals: 128 by Fred Riley, 1970-71
Most Blocked Shots: 125 by Melvin Hooker, 1979-80

CAREER

Most Points: 1,954 by Tyrone Mason, 1993-96
Highest Scoring Average: 23.6 by Tyrone Mason, 1993-96
Most Field Goals Made: 720 by Tyrone Mason, 1993-96
Most Field Goals Attempted: 1,508 by Don Lovett, 1976-80
Highest Field Goal Percentage: .640 by Ricky Jordan, 1986-88 (249 of 389)
Most 3-Point Field Goals Made: 334 by Jesse Ogden, 1994-98
Most 3-Point Field Goals Attempted: 815 by Jesse Ogden, 1994-98
Highest 3-Point Field Goal Percentage: .428 by Jose Davis, 1986-88 (134 of 313)
Most Free Throws Made: 364 by Dan Petchel, 1961-65
Most Free Throws Attempted: 509 by Jim Prokell, 1969-72
Highest Free Throw Percentage: .863 by Roy Stauffer, 1971-74 (239 of 277)
Most Rebounds: 992 by Don Dougan, 1963-68
Highest Rebounding Average: 12.8 by Darryl Meacham, 1963-67
Most Assists: 936 by Adam Kaufman, 1997-01
Most Steals: 246 by Fred Riley, 1969-72
Most Blocked Shots: 201 by Melvin Hooker, 1977-80
Most Games Played: 116 by Adam Kaufman, 1997-01

TEAM

GAME

Most Points Scored: 133 vs. Lock Haven, 1967-68
Most Points in a Half: 74 vs. Point Park, 1973-74
Most Combined Points: 256 vs. West Virginia Wesleyan (West Virginia Wesleyan 129, Edinboro 127 2OT), 1990-91
Most Field Goals Made: 54 vs. Lock Haven, 1967-68; vs. Alliance, 1973-74
Most Field Goals Attempted: 114 vs. Mercyhurst, 1999-2000
Most Free Throws Made: 34 vs. Lock Haven, 1998-99
Most Free Throws Attempted: 47 vs. Lock Haven, 1998-99
Highest Free Throw Percentage: 1.000 vs. Bloomsburg (12 of 12), 1998-99
Most Rebounds: 93 vs. Clarion, 1968-69
Longest Game: 5 overtimes vs. California(Pa.), 1988-89

SEASON

Most Wins: 26 in 1997-98
Most Losses: 17 in 1992-93; 1980-81 and 1955-56
Fewest Wins: 0 in 1945-46
Fewest Losses: 1 in 1931-32
Highest Winning Percentage: .923 in 1931-32 (12-1)
Lowest Winning Percentage: .000 in 1945-46 (0-5)
Most Consecutive Wins: 13 in 1975-76
Most Consecutive Losses: 12 in 1955-57
Most Points Scored: 2,784 in 1997-98
Highest Scoring Average: 89.4 in 1967-68
Most Field Goals Made: 1,003 in 1997-98
Most Field Goals Attempted: 2,231 in 1997-98
Highest Field Goal Percentage: .513 in 1966-67
Most 3-Point Field Goals Made: 247 in 1997-98
Most 3-Point Field Goals Attempted: 670 in 1997-98
Highest 3-Point Field Goal Percentage: .445 in 1987-88
Most Free Throws Made: 531 in 1997-98
Most Free Throws Attempted: 763 in 1985-86
Highest Free Throw Percentage: .736 in 1990-91
Most Rebounds: 1,385 in 1975-76
Highest Rebounding Average: 55.7 in 1965-66
Most Assists: 559 in 1990-91
Most Turnovers: 506 in 1974-75
Most Steals: 493 in 1970-71
Most Blocked Shots: 161 in 1989-90 and 2000-01
Most Games: 34 in 1997-98

EDINBORO IN THE NCAA DIVISION II PLAYOFFS

1981-82

NCAA East Regional

Bloomsburg 53, Edinboro 50
 Edinboro 56, Monmouth 53

1985-86

NCAA East Regional

Millersville 107, Edinboro 86

1993-94

NCAA East Regional

Edinboro 88, West Chester 67
 Indiana(Pa.) 90, Edinboro 77
 Gannon 75, Edinboro 66

1995-96

NCAA East Regional

Edinboro 90, Bloomsburg 82
 California(Pa.) 84, Edinboro 76

1997-98

NCAA East Regional

Edinboro 83, California(Pa.) 78
 Salem-Teikyo 91, Edinboro 83



Career Records



Tyrone Mason



Darryl Meacham

POINTS

1.	Tyrone Mason (1993-96)	1,954
2.	Walt Askins (1956-60)	1,739
3.	Tim Smiley (1973-77)	1,553
4.	Kenny Tate (1999-02)	1,552
5.	Don Lovett (1976-80)	1,496
6.	Billy Wade (1986-90)	1,446
7.	Edwin Wright (1980-84)	1,420
8.	Dan Petchel (1961-65)	1,344
9.	Fred Riley (1969-72)	1,279
10.	Jesse Ogden (1994-98)	1,246
11.	Frank Smith (1965-69)	1,225
12.	Aaron Brown (1988-92)	1,208
13.	Jim Prokell (1969-72)	1,196
14.	Tom Taylor (1984-87)	1,183
15.	Gary Stanton (1974-78)	1,177
16.	Adam Cheek (1991-93)	1,156
17.	Roy Stauffer (1971-74)	1,149
18.	Adam Kaufman (1997-01)	1,148
19.	Steve Senko (1979-83)	1,145
20.	Don Dougan (1963-68)	1,095
21.	Jose Davis (1982-83; '86-88)	1,066
22.	Sterling Washington (1988-91)	931
23.	Price Williams (1991-92; '93-94)	912
24.	Melvin Hooker (1977-80)	904
25.	Terrance Jenkins (1983-86)	895
	Earl Minor (1983-85)	895
27.	Land Battle (1980-83)	893
28.	Darryl Meachem (1963-67)	881
29.	Rod Vashaw (1956-60)	879
30.	Sean Gibson (1991-93)	869
31.	Bob McVeigh (1949-51)	840
32.	Wendel Rojik (1960-64)	812
33.	Phillip Melton (1992-96)	808
34.	Alonzo Craig (1973-77)	798
35.	Dave Shenefelt (1962-66)	797
36.	Blake Johnson (2000-02)	792
37.	Larry Betar (1971-75)	755
38.	Jim Sims (1960-64)	730
39.	Harry Jenkins (1965-69)	728
40.	Ken Barker (1960-63)	708
41.	Jean Paul (1998-00)	701
42.	Art Dickenson (1968-71)	692
43.	Michael Johnson (1995-96; '98-99)	684
44.	Tyrone Tillman (1977-80)	667
45.	Warren Chance (1997-98)	635
46.	Dennis Hampton (1973-76)	613
47.	Eric Trosch (1985-89)	612
48.	George Satler (1985-89)	611
49.	Ricky Jordan (1986-88)	609
50.	Don Childs (1974-76)	607

SCORING AVERAGE

1.	Tyrone Mason (1993-96)	23.6
2.	Adam Cheek (1991-93)	19.9
3.	Kenny Tate (1999-02)	19.2
4.	Warren Chance (1997-98)	18.7
5.	Price Williams (1991-92; '93-94)	17.9
6.	Fred Riley (1969-71)	17.8
7.	Frank Smith (1965-69)	16.8
8.	Earl Minor (1983-85)	16.6
	Jim Prokell (1969-72)	16.6
10.	Roy Stauffer (1971-74)	16.2

Blake Johnson (2000-02)16.2

REBOUNDS

1.	Don Dougan (1963-68)	992
2.	Darryl Meachem (1963-67)	897
3.	Kenny Tate (1999-02)	843
4.	Gary Stanton (1974-78)	841
5.	Billy Wade (1986-90)	792
6.	Dan Petchel (1961-65)	744
7.	Land Battle (1980-83)	732
8.	Aaron Brown (1988-92)	714
9.	Melvin Hooker (1977-80)	690
10.	Ken Barker (1960-65)	689
11.	Phillip Melton (1992-96)	651
	Don Lovett (1976-80)	651
	Tom Taylor (1984-87)	648
14.	Frank Smith (1965-69)	637
15.	Wendel Rojik (1960-64)	622
16.	Jim Prokell (1969-72)	593
17.	Dennis Hampton (1973-76)	543
18.	Sterling Washington (1988-91)	526

REBOUNDING AVERAGE

1.	Darryl Meachem (1963-67)	12.8
2.	Melvin Hooker (1977-80)	12.2
3.	Don Dougan (1963-68)	11.5
4.	Bob Burlingame (1969-70)	11.4
5.	Dennis Hampton (1973-76)	10.6
6.	Kenny Tate (1999-02)	10.4
7.	Land Battle (1980-83)	10.2
	Mickey Unick (1967-69)	10.2
	Lynn Nelson (1965-67)	10.2
10.	Dan Petchel (1961-65)	8.9

FIELD GOAL PERCENTAGE

1.	Ricky Jordan (1986-88)	249-389	.640
2.	Billy Wade (1986-90)	571-997	.573
3.	Lasana Crider (1991-94)	196-346	.566
4.	Phillip Melton (1992-96)	340-602	.565
5.	Mickey Unick (1967-69)	175-313	.559
6.	Land Battle (1980-83)	393-707	.556
7.	Michael Johnson (1995-96; '98-99)	281-531	.548
8.	Lynn Nelson (1965-67)	186-353	.527
9.	Darryl Meachem (1963-67)	352-670	.525
10.	Tom Taylor (1984-87)	459-877	.523

FIELD GOALS MADE

1.	Tyrone Mason (1993-96)	720
2.	Tim Smiley (1973-77)	659
3.	Don Lovett (1976-80)	646
4.	Kenny Tate (1999-02)	623
5.	Edwin Wright (1980-84)	597
6.	Billy Wade (1986-90)	571
7.	Fred Riley (1969-72)	536
8.	Gary Stanton (1974-78)	517
9.	Dan Petchel (1961-65)	490
10.	Aaron Brown (1988-92)	487

Career Records

FIELD GOALS ATTEMPTED

1.	Don Lovett (1976-80)	1,508
2.	Tim Smiley (1973-77)	1,501
3.	Tyrone Mason (1993-96)	1,439
4.	Edwin Wright (1980-84)	1,328
5.	Kenny Tate (1999-02)	1,244
6.	Fred Riley (1969-72)	1,117
7.	Gary Stanton (1974-78)	1,062
8.	Aaron Brown (1988-92)	1,030
9.	Steve Senko (1979-83)	999
10.	Billy Wade (1986-90)	997

FREE THROW PERCENTAGE

1.	Roy Stauffer (1971-74)	239-277	.863
2.	Jose Davis (1982-83; '86-88)	197-232	.849
3.	Tyrone Mason (1993-96)	349-413	.845
4.	Adam Cheek (1991-93)	176-211	.834
5.	Warren Chance (1997-98)	110-133	.827
6.	Sean Gibson (1990-93)	168-207	.812
7.	Walter Reap (1990-91; '93-94)	112-139	.806
8.	Adam Kaufman (1997-01)	291-362	.804
9.	Mark Murdock (1989-91)	102-127	.803
10.	Charlie Hickox (1973-75)	124-156	.795

FREE THROWS MADE

1.	Dan Petchel (1961-65)	364
2.	Jim Prokell (1969-72)	358
3.	Tyrone Mason (1993-96)	349
4.	Billy Wade (1986-90)	299
5.	Kenny Tate (1999-02)	297
	Steve Senko (1979-83)	297
7.	Adam Kaufman (1997-01)	291
8.	Don Dougan (1963-68)	275
9.	Tom Taylor (1984-87)	265
10.	Frank Smith (1965-69)	259

FREE THROWS ATTEMPTED

1.	Jim Prokell (1969-72)	509
2.	Dan Petchel (1961-65)	508
3.	Kenny Tate (1999-02)	415
4.	Tyrone Mason (1993-95)	413
5.	Don Dougan (1963-68)	399
6.	Billy Wade (1986-90)	396
7.	Frank Smith (1965-69)	394
8.	Steve Senko (1979-83)	390
9.	Tom Taylor (1984-87)	386

3-PT. FIELD GOAL PERCENTAGE

1.	Jose Davis (1986-88)	134-313	.428
2.	Adam Cheek (1991-93)	100-242	.413
3.	Greg Fox (1989-93)	60-146	.411
4.	Jesse Ogden (1994-98)	334-815	.410
5.	Warren Chance (1997-98)	77-196	.393
6.	George Satler (1985-89)	60-158	.380
7.	Jean Paul (1998-00)	81-214	.379

8.	Price Williams (1991-92; '93-94)	84-222	.378
9.	Blake Johnson (2000-02)	168-448	.375
10.	Duke Gartrell (1999-pres.)	123-353	.348

3-PT. FIELD GOALS MADE

1.	Jesse Ogden (1994-98)	334
2.	Blake Johnson (2000-02)	168
3.	Tyrone Mason (1993-96)	165
4.	Adam Kaufman (1997-01)	161
5.	Jose Davis (1986-88)	134
6.	Duke Gartrell (1999-present)	123
7.	Adam Cheek (1991-93)	100
8.	Price Williams (1991-92; '93-94)	84
9.	Jean Paul (1998-00)	81
10.	Warren Chance (1997-98)	77

3-PT. FIELD GOALS ATTEMPTED

1.	Jesse Ogden (1994-98)	815
2.	Tyrone Mason (1993-96)	486
3.	Adam Kaufman (1997-01)	467
4.	Blake Johnson (2000-02)	448
5.	Duke Gartrell (1999-present)	353
6.	Jose Davis (1986-88)	313
7.	Adam Cheek (1991-93)	242
8.	Tim Miller (1995-97)	226
9.	Price Williams (1991-92; '93-94)	222
10.	Mark Murdock (1989-91)	219

ASSISTS

1.	Adam Kaufman (1997-2000)	936
2.	Steve Senko (1979-83)	515
3.	Dave Knowlton (1968-71)	501
4.	Tyrone Mason (1993-96)	401
5.	Greg Fox (1989-93)	365
6.	Larry Betar (1971-75)	341
7.	Tim Smiley (1973-77)	323
8.	Derek Walton (1990-92)	299
9.	Dean Doss (1995-97)	280
10.	Roy Stauffer (1971-74)	266

STEALS

1.	Fred Riley (1969-72)	246
2.	Adam Kaufman (1997-01)	213
3.	Steve Senko (1979-83)	201
4.	Tim Smiley (1973-77)	174
5.	Dave Knowlton (1968-71)	162
6.	Sterling Washington (1988-91)	161
7.	Tyrone Mason (1993-96)	157
8.	Edwin Wright (1980-84)	148
9.	Roy Stauffer (1971-74)	142
10.	Mark Murdock (1989-91)	135


BLOCKED SHOTS

1.	Melvin Hooker (1977-80)	201
2.	Jason Roseto (1999-2001)	168
3.	Gary Stanton (1974-78)	147

4.	Barry Marshall (1980-84)	138
5.	Alonzo Jenkins (1986-88)	122
6.	Land Battle (1980-83)	120
7.	Billy Wade (1986-90)	119
8.	Michael Johnson (1995-96; '98-99)	109
9.	Aaron Brown (1988-92)	107
10.	Sterling Washington (1988-91)	83

GAMES PLAYED

1.	Adam Kaufman (1997-01)	116
2.	Jesse Ogden (1994-98)	110
3.	Aaron Brown (1988-92)	108
	Edwin Wright (1980-84)	108
5.	Steve Senko (1979-83)	106
6.	Willie Lee (1980-84)	105
7.	Eric Trosch (1985-89)	103
8.	Gary Stanton (1974-78)	101
9.	Billy Wade (1986-90)	100
	Tim Smiley (1973-77)	100



Steve Senko

Season Records



Adam Cheek



Tim Smiley

POINTS

1.	Tyrone Mason (1995-96)	.800
2.	Tyrone Mason (1994-95)	.691
3.	Warren Chance (1997-98)	.635
4.	Adam Cheek (1991-92)	.594
5.	Jose Davis (1987-88)	.576
6.	Adam Cheek (1992-93)	.562
7.	Price Williams (1993-94)	.557
	Billy Wade (1989-90)	.557
9.	Kenny Tate (1999-00)	.533
10.	Dwayne Butler (1997-98)	.532
11.	Kenny Tate (2000-01)	.516
12.	Tim Smiley (1975-76)	.508
13.	Kenny Tate (2001-02)	.503
14.	Walt Askins (1956-57)	.496
15.	Don Lovett (1978-79)	.494
16.	Blake Johnson (2000-01)	.493
17.	Fred Riley (1971-72)	.492
18.	Fred Riley (1970-71)	.485
19.	Sterling Washington (1990-91)	.480
20.	Sean Gibson (1992-93)	.467
21.	Frank Smith (1968-69)	.466
22.	Tyrone Mason (1993-94)	.463
	Earl Minor (1984-85)	.463
24.	Dan Petchel (1964-65)	.460

SCORING AVERAGE

1.	Frank Smith (1966-67)	.30.1
2.	Tyrone Mason (1995-96)	.27.6
3.	Tyrone Mason (1994-95)	.26.6
4.	Walt Askins (1956-57)	.26.1
5.	Dan Petchel (1964-65)	.25.6
6.	Jose Davis (1987-88)	.21.3
7.	Frank Smith (1968-69)	.21.2
8.	Billy Wade (1989-90)	.20.6
9.	Adam Cheek (1991-92)	.20.5
	Kenny Tate (1999-00)	.20.5
11.	Fred Riley (1970-71)	.20.2
12.	Price Williams (1993-94)	.19.9
	Price Williams (1991-92)	.19.9
14.	Don Lovett (1978-79)	.19.8
15.	Roy Stauffer (1972-73)	.19.5

REBOUNDS

1.	Darryl Meacham (1965-66)	.393
2.	Melvin Hooker (1979-80)	.345
3.	Amos Upshaw (1997-98)	.311
4.	Mickey Unick (1967-68)	.303
5.	Land Battle (1981-82)	.299
	Dennis Hampton (1975-76)	.299
7.	Kenny Tate (2000-01)	.293
8.	Don Dougan (1967-68)	.287
9.	Kenny Tate (2001-02)	.283
10.	Billy Wade (1988-89)	.272
11.	Don Dougan (1965-66)	.268
12.	Kenny Tate (1999-00)	.267
13.	Tom Taylor (1985-86)	.250
	Bob Burlingame (1969-70)	.250
	Frank Smith (1968-69)	.250

REBOUNDING AVERAGE

1.	Darryl Meacham (1966-67)	.18.5
2.	Darryl Meacham (1965-66)	.17.1
3.	Frank Smith (1966-67)	.13.9
4.	Melvin Hooker (1979-80)	.13.8
5.	Dan Petchel (1964-65)	.13.1
6.	Mickey Unick (1967-68)	.12.6
7.	Lynn Nelson (1966-67)	.12.2
8.	Don Dougan (1967-68)	.12.0
9.	Art Dickenson (1970-71)	.11.8
10.	Don Dougan (1965-66)	.11.6
	Don Dougan (1964-65)	.11.6
12.	Melvin Hooker (1978-79)	.11.5
13.	Bob Burlingame (1969-70)	.11.4
	Frank Smith (1968-69)	.11.4
15.	Land Battle (1980-81)	.11.0

FIELD GOAL PERCENTAGE

1.	Ricky Jordan (1987-88)	141-218	.647
2.	Michael Johnson (1995-96)	121-188	.644
3.	Ricky Jordan (1986-87)	108-171	.632
4.	Darryl Meacham (1966-67)	62-102	.607
5.	Frank Smith (1966-67)	102-173	.593
6.	Phillip Melton (1995-96)	68-115	.591
7.	Billy Wade (1988-89)	182-308	.590
8.	Mickey Unick (1967-68)	148-254	.582
9.	Lasana Crider (1992-93)	83-144	.576
10.	Billy Wade (1987-88)	139-243	.573

FIELD GOALS MADE

1.	Tyrone Mason (1995-96)	.307
2.	Tyrone Mason (1994-95)	.242
3.	Adam Cheek (1991-92)	.234
4.	Warren Chance (1997-98)	.224
5.	Tim Smiley (1975-76)	.222
6.	Kenny Tate (2000-01)	.213
7.	Kenny Tate (1999-00)	.211
8.	Fred Riley (1970-71)	.210
9.	Price Williams (1993-94)	.209
	Billy Wade (1989-90)	.209

FIELD GOALS ATTEMPTED

1.	Tyrone Mason (1995-96)	.594
2.	Tyrone Mason (1994-95)	.509
3.	Warren Chance (1997-98)	.496
4.	Tim Smiley (1975-76)	.494
5.	Adam Cheek (1991-92)	.482
6.	Don Lovett (1978-79)	.479
7.	Don Lovett (1979-80)	.465
8.	Adam Cheek (1992-93)	.442
9.	Blake Johnson (2000-01)	.440
10.	Kenny Tate (1999-00)	.431

FREE THROW PERCENTAGE

1.	Roy Stauffer (1972-73)	90-102	.882
2.	Tyrone Mason (1994-95)	124-142	.873
3.	Roy Stauffer (1971-72)	81-93	.871

Season Records

4.	Tyrone Mason (1995-96)	153-176	.865
5.	Adam Cheek (1992-93)	96-111	.865
6.	Rob Schodt (1998-99)	56-65	.862
7.	Mark Murdock (1990-91)	66-77	.857
8.	Jose Davis (1987-88)	122-143	.853
9.	Ken Gerber (1961-62)	63-74	.851
10.	Fred Riley (1971-72)	100-118	.847

FREE THROWS MADE

1.	Billy Wade (1989-90)	.139
2.	Dwayne Butler (1997-98)	.128
	Derek Walton (1990-91)	.128
4.	Jim Prokell (1969-70)	.127
5.	Dan Petchel (1964-65)	.126
6.	Tyrone Mason (1994-95)	.124
7.	Earl Minor (1984-85)	.123
8.	Jose Davis (1987-88)	.122
9.	Jim Prokell (1969-70)	.116
10.	Jim Prokell (1970-71)	.115
	Dan Petchel (1963-64)	.115
12.	Tom Taylor (1985-86)	.114
13.	Warren Chance (1997-98)	.110
14.	Kenny Tate (1999-00)	.108
15.	Kenny Tate (2001-02)	.101

FREE THROWS ATTEMPTED

1.	Dwayne Butler (1997-98)	.195
2.	Jim Prokell (1971-72)	.192
3.	Billy Wade (1989-90)	.179
4.	Tyrone Mason (1995-96)	.176
5.	Dan Petchel (1964-65)	.169
6.	Darryl Meacham (1965-66)	.168
7.	Jim Prokell (1969-70)	.164
8.	Kenny Tate (1999-00)	.161
9.	Derek Walton (1990-91)	.157
	Tom Taylor (1985-86)	.157

3-PT. FIELD GOAL PERCENTAGE

1.	Dan Grabill (2001-02)	45-86	.523
2.	Michael Johnson (1998-99)	25-54	.463
3.	Greg Fox (1992-93)	37-80	.462
4.	Jose Davis (1987-88)	80-176	.455
5.	Jesse Ogden (1995-96)	89-200	.445
6.	Adrian Batts (1989-90)	32-72	.444
7.	Adam Cheek (1991-92)	46-110	.418
8.	Jesse Ogden (1996-97)	106-257	.413
9.	Adam Cheek (1992-93)	54-132	.409
10.	Jesse Ogden (1997-98)	116-286	.406

3-PT. FIELD GOALS MADE

1.	Jesse Ogden (1997-98)	.116
2.	Blake Johnson (2000-01)	.111
3.	Jesse Ogden (1996-97)	.106
4.	Jesse Ogden (1995-96)	.089
5.	Tyrone Mason (1994-95)	.083
6.	Jose Davis (1987-88)	.080
7.	Warren Chance (1997-98)	.077
8.	Adam Kaufman (1999-00)	.059

Tim Miller (1996-97)	.59
Price Williams (1993-94)	.59

3-PT. FIELD GOALS ATTEMPTED

1.	Jesse Ogden (1997-98)	.286
2.	Blake Johnson (2000-01)	.282
3.	Jesse Ogden (1996-97)	.257
4.	Tyrone Mason (1994-95)	.241
5.	Jesse Ogden (1995-96)	.200
6.	Warren Chance (1997-98)	.196
7.	Jose Davis (1987-88)	.176
8.	Blake Johnson (2001-02)	.166
9.	Adam Kaufman (1999-00)	.161
10.	Tim Miller (1996-97)	.152

ASSISTS

1.	Adam Kaufman (1997-98)	.273
2.	Adam Kaufman (2000-01)	.249
3.	Greg Fox (1992-93)	.222
4.	Adam Kaufman (1999-00)	.211
5.	Adam Kaufman (1998-99)	.203
6.	Dave Knowlton (1970-71)	.194
7.	Dave Knowlton (1969-70)	.174
8.	Steve Senko (1982-83)	.157
9.	Tyrone Mason (1993-94)	.156
10.	Derek Walton (1991-92)	.150

STEALS


1.	Fred Riley (1970-71)	.128
2.	Dave Knowlton (1970-71)	.115
3.	Mark Murdock (1990-91)	.096
4.	Dean Doss (1995-96)	.079
5.	Sterling Washington (1990-91)	.075
6.	Price Williams (1993-94)	.073
7.	Nick Brascetta (1979-80)	.071
8.	Sterling Washington (1989-90)	.069
9.	Adam Kaufman (1997-98)	.067
10.	Adrian Batts (1989-90)	.066

BLOCKED SHOTS

1.	Melvin Hooker (1979-80)	.125
2.	Jason Roseto (2000-01)	.097
3.	Michael Johnson (1998-99)	.072
4.	Jason Roseto (1999-00)	.071
5.	Barry Marshall (1983-84)	.067
6.	Alonzo Jenkins (1987-88)	.064
7.	Alonzo Jenkins (1986-87)	.058
8.	Billy Wade (1989-90)	.056
9.	Land Battle (1980-81)	.055
10.	Junior Simpson (1991-92)	.049



Jesse Ogden



Melvin Hooker

1,000-Point Club




Billy Wade



Aaron Brown

Season	G	FG-FGA	PCT.	3FG-3FGA	PCT.	FT-FTA	PCT.	PTS.	AVG.
1954	Tyrone Mason ♦ G ♦ 6-1 ♦ Philadelphia, PA								
1993-94	28	171-336	.509	49-134	.366	72-95	.758	463	16.5
1994-95	26	242-509	.475	83-241	.344	124-142	.873	691	26.6
1995-96	29	307-594	.517	33-111	.297	153-176	.869	800	27.6
Totals	83	720-1439	.500	165-486	.340	349-413	.845	1954	23.6
1739	Walt Askins ♦ F ♦ 6-5 ♦ Erie, PA								
Year-by-year statistics not available.									
1553	Tim Smiley ♦ G ♦ 6-1 ♦ Ft. Wayne, IN								
1973-74	22	86-194	.443			35-49	.714	207	9.4
1974-75	27	176-404	.436			60-89	.674	412	15.3
1975-76	29	222-494	.449			64-83	.771	508	17.5
1976-77	22	175-409	.427			76-94	.808	426	19.4
Totals	115	471-1226	.384			222-293	.758	1553	12.4
1552	Kenny Tate ♦ F ♦ 6-3 ♦ Philadelphia, PA								
1999-00	26	211-431	.490	3-9	.333	108-161	.671	533	20.5
2000-01	28	213-409	.521	2-3	.667	88-121	.727	516	18.4
2001-02	27	199-404	.493	4-14	.286	101-131	.771	503	18.6
Totals	81	623-1244	.501	9-26	.346	297-413	.719	1552	19.2
1496	Don Lovett ♦ F ♦ 5-11 ♦ Cleveland Heights, OH								
1976-77	23	79-192	.411			11-26	.423	169	7.3
1977-78	23	166-372	.446			50-62	.806	382	16.6
1978-79	25	202-479	.422			90-117	.770	494	19.8
1979-80	26	199-465	.428			53-71	.746	451	17.3
Totals	97	646-1508	.428			204-276	.739	1496	15.4
1446	Billy Wade ♦ F ♦ 6-7 ♦ Belle Glade, FL								
1986-87	22	41-79	.519	0-1	.000	28-34	.824	110	5.0
1987-88	25	139-242	.574	3-5	.600	57-77	.740	338	13.5
1988-89	26	182-308	.590	2-22	.091	75-106	.707	441	16.9
1989-90	27	209-367	.569	0-3	.000	139-179	.777	557	20.6
Totals	100	571-996	.573	5-31	.161	299-396	.755	1446	14.5
1420	Edwin Wright ♦ C ♦ 6-1 ♦ Clewiston, FL								
1980-81	23	120-312	.385			54-74	.730	294	12.3
1981-82	28	135-298	.453			35-54	.648	305	10.9
1982-83	28	157-323	.486			66-86	.767	380	13.6
1983-84	28	185-395	.468			71-103	.689	441	15.8
Totals	107	597-1328	.450			226-317	.713	1337	12.4
1344	Dan Petchel ♦ F ♦ 6-4 ♦ Sheffield, PA								
1961-62	24	65-142	.458			60-87	.690	190	7.9
1962-63	20	111-222	.500			63-97	.649	285	14.3
1963-64	22	147-300	.490			115-155	.742	409	18.5
1964-65	18	167-299	.558			126-169	.743	460	25.6
Totals	84	490-963	.509			364-508	.717	1344	16.0
1279	Fred Riley ♦ G ♦ 5-10 ♦ Clearfield, PA								
1969-70	22	130-298	.436			42-74	.566	302	13.7
1970-71	24	210-425	.494			65-90	.722	485	20.2
1971-72	26	196-394	.497			100-118	.847	492	18.9
Totals	72	536-1117	.480			207-282	.734	1279	17.8
1246	Jesse Ogden ♦ G ♦ 6-5 ♦ Georgetown, ONT								
1994-95	22	28-85	.329	23-72	.319	13-15	.867	92	4.2
1995-96	27	101-222	.455	89-200	.445	31-40	.775	322	11.9
1996-97	27	119-299	.398	106-257	.413	56-70	.800	400	14.8
1997-98	34	129-340	.379	116-286	.406	58-77	.753	432	12.7
Totals	110	377-946	.399	334-815	.410	158-202	.782	1246	11.3
1225	Frank Smith ♦ F ♦ 6-2 ♦ Bentleyville, PA								
1965-66	18	15-18	.833			11-23	.478	41	2.2
1966-67	9	102-172	.594			67-106	.630	271	30.1

1,000-Point Club




Tom Taylor

1967-68	24	177-362	.481			93-122	.762	447	18.6
1968-69	22	189-388	.487			88-143	.615	466	21.2
Totals	73	483-940	.514			259-394	.657	1225	16.8
1208	Aaron Brown ♦ F ♦ 6-5 ♦ Rochester, NY								
1988-89	26	141-294	.480	2-5	.000	76-104	.731	360	13.8
1989-90	27	102-239	.427	0-3	.000	57-87	.695	261	9.7
1990-91	26	105-211	.498	0-1	.000	42-63	.667	252	9.7
1991-92	29	139-286	.486	0-2	.000	57-86	.663	335	11.6
Totals	108	487-1030	.473	2-11	.182	232-340	.682	1208	11.2
1196	Jim Prokell ♦ F ♦ 6-0 ♦ Pittsburgh, PA								
1969-70	22	108-196	.551			116-164	.707	332	15.1
1970-71	24	158-317	.498			115-153	.752	431	17.9
1971-72	26	153-315	.486			127-192	.661	433	16.6
Totals	72	419-828	.506			358-509	.703	1196	16.6
1183	Tom Taylor ♦ C ♦ 6-7 ♦ Erie, PA								
1984-85	26	165-319	.517			69-109	.633	399	15.3
1985-86	30	161-311	.518			114-157	.726	436	14.5
1986-87	26	133-247	.538			82-120	.683	348	13.4
Totals	82	459-877	.523			265-386	.687	1183	14.4
1177	Gary Stanton ♦ C ♦ 6-7 ♦ Cleveland, OH								
1974-75	27	77-145	.531			19-35	.543	173	6.4
1975-76	28	131-277	.473			35-54	.648	297	10.6
1976-77	23	147-295	.498			41-65	.630	335	14.6
1977-78	23	162-345	.470			48-66	.727	372	16.1
Totals	101	517-1062	.487			143-220	.650	1177	11.7
1156	Adam Cheek ♦ G ♦ 6-2 ♦ Louisville, KY								
1991-92	29	234-482	.485	46-110	.418	80-100	.800	594	20.5
1992-93	29	206-442	.466	54-132	.409	96-111	.865	562	19.4
Totals	58	440-924	.476	100-242	.413	176-211	.834	1156	19.9
1149	Roy Stauffer ♦ G ♦ 5-10 ♦ Emmaus, PA								
1971-72	26	138-267	.517			81-93	.871	357	13.7
1972-73	22	170-348	.489			90-102	.882	430	19.5
1973-74	23	147-310	.474			68-82	.829	362	15.7
Totals	71	455-925	.492			239-277	.863	1149	16.2
1148	Adam Kaufman ♦ G ♦ 5-11 ♦ Coraopolis, PA								
1997-98	34	68-180	.378	22-75	.293	58-79	.734	216	6.4
1998-99	28	98-255	.384	38-115	.330	73-90	.811	307	11.0
1999-00	26	92-249	.369	59-161	.366	64-78	.821	307	11.8
2000-01	28	90-232	.388	42-116	.362	96-115	.835	318	11.4
Totals	116	348-916	.380	161-467	.345	291-362	.804	1148	9.9
1145	Steve Senko ♦ G ♦ 5-9 ♦ Ambler, PA								
1979-80	26	43-107	.402			30-39	.770	116	4.7
1980-81	24	109-253	.431			84-110	.764	302	12.6
1981-82	28	140-314	.446			85-114	.746	365	13.0
1982-83	28	132-325	.406			98-127	.772	362	12.9
Totals	106	424-999	.424			297-390	.762	1145	10.8
1095	Don Dougan ♦ C/F ♦ 6-7 ♦ Edinboro, PA								
1963-64	22	102-224	.455			52-76	.684	256	11.6
1964-65	17	62-142	.437			47-78	.602	171	10.0
1965-66	23	130-278	.468			95-141	.674	355	15.4
1967-68	24	116-210	.552			81-104	.779	313	13.0
Totals	86	410-854	.480			275-399	.689	1095	12.7
1066	Jose Davis ♦ G ♦ 5-10 ♦ Cleveland Heights, OH								
1982-83	16	25-51	.490	1-2	.500	12-14	.857	63	3.9
1986-87	26	155-353	.439	54-137	.394	63-75	.840	427	16.4
1987-88	27	187-423	.442	80-176	.455	122-143	.853	576	21.3
Totals	69	367-827	.444	135-315	.429	197-232	.849	1066	15.4




Tyrone Mason



Jim Prokell



Gary Stanton



Jose Davis

Yearly Leaders



Fred Riley



Adam Kaufman

SCORING

Season	Player	G	FG-FGA	Pct.	FT-FTA	Pct.	Pts.	Avg.
1962-63	Dan Petchel	20	111-222	.500	63-97	.649	285	14.3
1963-64	Dan Petchel	22	147-300	.490	115-155	.742	409	18.5
1964-65	Dan Petchel	18	167-299	.558	126-169	.743	460	25.6
1965-66	Darryl Meacham	23	158-292	.541	97-168	.577	413	18.0
1966-67	Lynn Nelson	16	102-175	.583	43-56	.768	247	15.4
1967-68	Frank Smith	24	177-362	.481	93-122	.762	447	18.6
1968-69	Frank Smith	22	189-388	.487	88-143	.615	466	21.2
1969-70	Jim Prokell	22	108-196	.551	116-164	.707	332	15.1
1970-71	Fred Riley	24	210-425	.494	65-90	.722	485	20.2
1971-72	Fred Riley	26	196-394	.497	100-118	.847	492	18.9
1972-73	Roy Stauffer	22	170-348	.489	90-102	.882	430	19.5
1973-74	Roy Stauffer	23	147-310	.474	68-82	.829	362	15.7
1974-75	Tim Smiley	27	176-404	.436	60-89	.674	412	15.3
1975-76	Tim Smiley	29	222-494	.449	64-83	.771	508	17.5
1976-77	Tim Smiley	22	175-409	.427	76-94	.808	426	19.4
1977-78	Don Lovett	23	166-372	.446	50-62	.806	382	16.6
1978-79	Don Lovett	25	202-479	.422	90-117	.770	494	19.8
1979-80	Don Lovett	27	207-489	.423	54-73	.740	468	17.3
1980-81	Steve Senko	23	106-245	.433	82-107	.766	294	12.8
1981-82	Steve Senko	28	140-314	.446	85-114	.746	365	13.0
1982-83	Edwin Wright	28	157-323	.486	66-86	.767	380	13.6
1983-84	Edwin Wright	28	185-395	.468	71-103	.689	441	15.8
1984-85	Earl Minor	26	170-357	.476	123-155	.794	463	17.8
1985-86	Tom Taylor	30	161-311	.518	114-157	.726	436	14.5
1986-87	Jose Davis	26	155-353	.439	63-75	.840	427	16.4
1987-88	Jose Davis	27	187-423	.442	122-143	.853	576	21.3
1988-89	Billy Wade	26	182-308	.590	75-106	.707	441	16.9
1989-90	Billy Wade	27	209-367	.569	139-179	.777	557	20.6
1990-91	Sterling Washington	28	188-388	.485	99-151	.656	480	17.4
1991-92	Adam Cheek	29	234-482	.485	80-100	.800	594	20.5
1992-93	Adam Cheek	29	206-442	.446	96-111	.865	562	19.4
1993-94	Price Williams	28	209-411	.509	80-119	.672	557	19.9
1994-95	Tyrone Mason	26	242-509	.475	124-142	.873	691	26.6
1995-96	Tyrone Mason	29	307-594	.517	153-176	.869	800	27.6
1996-97	Antoine Jefferson	27	175-309	.566	57-84	.679	413	15.3
1997-98	Warren Chance	34	224-496	.452	110-133	.827	635	18.7
1998-99	Michael Johnson	28	160-325	.492	82-122	.672	427	15.2
1999-00	Kenny Tate	26	211-431	.409	108-161	.671	533	20.5
2000-01	Kenny Tate	28	213-409	.521	88-121	.727	516	18.4
2001-02	Kenny Tate	27	199-404	.493	101-131	.771	503	18.6

REBOUNDING

Season	Player	G	Reb.	Avg.
1962-63	Ken Barker	20	174	8.7
1963-64	Don Dougan	22	241	10.0
1964-65	Dan Petchel	18	236	13.1
1965-66	Darryl Meacham	23	393	17.1
1966-67	Lynn Nelson	16	195	12.2
1967-68	Mickey Unick	24	303	12.6
1968-69	Frank Smith	22	250	11.4
1969-70	Bob Burlingame	22	250	11.4
1970-71	Rich Sulka	23	215	9.3
1971-72	Jim Prokell	26	208	8.0
1972-73	Don Gerdich	21	143	6.8
1973-74	Dennis Hampton	23	244	10.6
1974-75	Charlie Hickox	27	197	7.3
1975-76	Dennis Hampton	28	299	10.7
1976-77	Gary Stanton	23	229	10.0
1977-78	Gary Stanton	23	247	10.7
1978-79	Melvin Hooker	16	184	11.5
1979-80	Melvin Hooker	26	363	14.0
1980-81	Land Battle	17	187	11.0
1981-82	Land Battle	28	299	10.7
1982-83	Land Battle	27	246	9.1
1983-84	Barry Marshall	28	181	6.5
1984-85	Tom Taylor	26	216	8.3
1985-86	Tom Taylor	30	250	8.3

1986-87	Ricky Jordan	24	213	8.9
1987-88	Ricky Jordan	26	218	8.4
1988-89	Billy Wade	26	272	10.5
1989-90	Billy Wade	27	243	9.0
1990-91	Sterling Washington	28	239	8.5
1991-92	Aaron Brown	29	228	7.9
1992-93	Adam Cheek	29	214	7.4
1993-94	Price Williams	28	249	8.9
1994-95	Corey Keyes	25	238	9.5
1995-96	Phillip Melton	28	176	6.3
1996-97	Brian Ellis	27	180	6.7
1997-98	Amos Upshaw	34	311	9.1
1998-99	Troy Stout	28	214	7.6
1999-00	Kenny Tate	26	267	10.3
2000-01	Kenny Tate	28	293	10.5
2001-02	Kenny Tate	27	283	10.5

FIELD GOAL PCT.

Season	Player	G	FG-FGA	Pct.
1962-63	Dan Petchel	20	111-222	.500
	Ken Barker	20	66-132	.500
1963-64	Wilbert Barnhardt	18	57-110	.518
1964-65	Dan Petchel	18	167-299	.558
1965-66	Darryl Meacham	23	158-292	.541
1966-67	Lynn Nelson	16	102-175	.583
1967-68	Mickey Unick	24	148-254	.582

Yearly Leaders

1968-69	Frank Smith	22	189-388	.487
1969-70	Jim Prokell	22	108-196	.551
1970-71	Jim Prokell	24	158-317	.498
1971-72	Roy Stauffer	26	138-267	.517
1972-73	Larry Betar	22	114-231	.494
1973-74	Dennis Hampton	23	123-252	.488
1974-75	Don Childs	27	124-253	.490
1975-76	Don Childs	29	137-286	.479
1976-77	Gary Stanton	23	147-295	.498
1977-78	Gary Stanton	23	162-345	.470
1978-79	Terry Wilson	25	93-196	.474
1979-80	Melvin Hooker	26	189-369	.512
1980-81	Land Battle	17	93-172	.541
1981-82	Land Battle	28	160-289	.554
1982-83	Land Battle	27	140-246	.569
1983-84	Edwin Wright	28	185-395	.468
1984-85	Tom Taylor	26	165-319	.517
1985-86	Tom Taylor	30	161-311	.518
1986-87	Ricky Jordan	24	108-171	.632
1987-88	Ricky Jordan	26	141-218	.647
1988-89	Billy Wade	26	182-308	.590
1989-90	Billy Wade	27	209-367	.569
1990-91	Aaron Brown	26	105-211	.498
1991-92	Junior Simpson	29	82-152	.539
1992-93	Lasana Crider	27	83-144	.576
1993-94	Phillip Melton	25	75-132	.568
1994-95	Phillip Melton	26	123-219	.562
1995-96	Michael Johnson	27	121-188	.644
1996-97	Antoine Jefferson	27	175-309	.566
1997-98	Amos Upshaw	34	161-289	.557
1998-99	Troy Stout	28	88-176	.500
1999-00	Kenny Tate	26	211-431	.490
2000-01	Kenny Tate	28	213-409	.521
2001-02	Kenny Tate	27	199-404	.493

FREE THROW PCT.

Season	Player	G	FT-FTA	Pct.
1962-63	Dan Petchel	20	63-97	.649
1963-64	Dan Petchel	22	115-155	.742
1964-65	Dan Petchel	18	126-169	.743
1965-66	Jerry Banaszak	21	70-92	.761
1966-67	Lynn Nelson	16	43-56	.768
1967-68	Don Dougan	24	81-104	.779
1968-69	Dave Knowlton	22	41-50	.820
1969-70	Dave Knowlton	22	65-87	.747
1970-71	Dave Knowlton	24	63-77	.818
1971-72	Roy Stauffer	26	81-93	.871
1972-73	Roy Stauffer	22	90-102	.882
1973-74	Roy Stauffer	23	68-82	.829
1974-75	Charlie Hickox	27	67-84	.798
1975-76	Don Childs	29	57-73	.781
1976-77	Tim Smiley	22	76-94	.808
1977-78	Don Lovett	23	50-62	.806
1978-79	Don Lovett	25	90-117	.770
1979-80	Don Lovett	27	54-73	.740
1980-81	Steve Senko	23	82-107	.766
1981-82	Steve Senko	28	85-114	.746
1982-83	Steve Senko	28	98-127	.772
1983-84	Earl Minor	28	86-109	.789
1984-85	Earl Minor	26	123-155	.794
1985-86	Lemuel Tucker	28	55-74	.743
1986-87	Jose Davis	26	63-75	.840
1987-88	Jose Davis	27	122-143	.853
1988-89	Adrian Batts	26	67-80	.837
1989-90	Billy Wade	27	139-179	.777
1990-91	Sean Gibson	28	75-91	.824
1991-92	Adam Cheek	29	80-100	.800
1992-93	Adam Cheek	29	96-111	.865
1993-94	Walter Reap	28	70-86	.814
1994-95	Tyrone Mason	26	124-142	.873
1995-96	Tyrone Mason	29	153-176	.869
1996-97	Tim Miller	25	57-70	.814
1997-98	Warren Chance	34	110-133	.827
1998-99	Rob Schodt	28	56-65	.862
1999-00	Adam Kaufman	26	64-78	.821
2000-01	Adam Kaufman	28	96-115	.835
2001-02	Brandon Dominick	27	70-85	.824

3-PT. FIELD GOALS

Season	Player	G	3G-3GA	Pct.
1986-87	Jose Davis	26	54-137	.394
1987-88	Jose Davis	27	80-176	.455
1988-89	George Satler	25	35-92	.380
1989-90	Adrian Batts	27	32-72	.444
1990-91	Mark Murdock	28	49-139	.353
1991-92	Adam Cheek	29	46-110	.418
1992-93	Adam Cheek	29	54-132	.409
1993-94	Price Williams	28	59-150	.393
1994-95	Tyrone Mason	26	83-241	.344
1995-96	Jesse Ogden	27	89-200	.445
1996-97	Jesse Ogden	27	106-257	.413
1997-98	Jesse Ogden	34	116-286	.406
1998-99	Adam Kaufman	28	38-115	.330
1999-00	Adam Kaufman	26	59-161	.366
2000-01	Blake Johnson	28	111-282	.394
2001-02	Blake Johnson	27	57-166	.343

ASSISTS

Season	Player	G	Ast.
1968-69	Dave Knowlton	22	133
1969-70	Dave Knowlton	22	174
1970-71	Dave Knowlton	24	194
1971-72	Roy Stauffer	26	92
1972-73	Larry Betar	23	139
1973-74	Larry Betar	27	101
1974-75	Tim Smiley	29	133
1975-76	Tim Smiley	22	59
1976-77	Rick Federici	24	99
1977-78	Nick Brascetta	22	58
1978-79	Nick Brascetta	22	58
1979-80	Nick Brascetta	26	115
1980-81	Steve Senko	24	119
1981-82	Steve Senko	28	139
1982-83	Steve Senko	28	157
1983-84	Willie Lee	27	91
1984-85	Earl Minor	26	74
1985-86	Ben Gibson	28	109
1986-87	Billy Snow	25	107

All-Time vs. Opponents

Opponent	First Meeting	Last Meeting	Won	Lost	Opponent	First Meeting	Last Meeting	Won	Lost
Akron	1982-83	1986-87	0	3	Long Beach State	1968-69	1968-69	0	1
Alaska-Anchorage	1992-93	1992-93	0	2	Los Angeles State	1968-69	1968-69	1	0
Alaska-Fairbanks	1992-93	1992-93	0	2	Malone	1993-94	1994-95	1	1
Alcorn State	1974-75	1974-75	0	1	Mansfield	1958-59	2001-02	11	12
Alderson-Broaddus	1975-76	1987-88	2	1	Marietta	1971-72	1971-72	1	0
Allegheny	1930-31	2001-02	14	14	Mars Hill	1970-71	1970-71	1	0
Alliance	1930-31	1985-86	55	25	Mercy	1986-87	1986-87	1	0
Alma	1971-72	1971-72	1	0	Mercyhurst	1972-73	2001-02	37	20
Ashland	1929-30	1996-97	2	2	Michigan Lutheran	1965-66	1965-66	1	0
Assumption	1984-85	1998-99	1	1	Midwestern State(TX)	1986-87	1986-87	0	1
Atlantic Christian	1977-78	1977-78	1	0	Millersville	1985-86	2001-02	2	6
Baldwin-Wallace	1963-64	1975-76	3	1	Monmouth	1981-82	1981-82	1	0
Bloomsburg	1963-64	2001-02	6	8	Morgan State	1977-78	1977-78	0	1
Bluffton	1962-63	1962-63	1	0	Mount Union	1960-61	1972-73	1	2
Bridgeport	1994-95	1994-95	1	0	Mount Vernon Nazarene	1990-91	1990-91	1	0
Bryant	1999-00	1999-00	0	1	Muskingum	1972-73	1973-74	0	2
Buffalo, Univ. at	1948-49	1951-52	1	3	Northern Michigan	1969-70	1984-85	1	2
Buffalo State	1929-30	1946-47	1	2	Northern State(SD)	1997-98	1997-98	0	1
California(Pa.)	1928-29	2001-02	66	77	Oakland	1990-91	1990-91	0	2
Cal St.-Fullerton	1968-69	1968-69	1	0	Oberlin	1977-78	1978-79	1	1
Canisius	1929-30	1941-42	0	3	Ohio Chiropody	1936-37	1940-41	7	0
Capital	1971-72	1976-77	1	1	Ohio Valley	1995-96	2000-01	3	0
Carnegie-Mellon	1961-62	1979-80	1	2	Ohio Wesleyan	1970-71	1972-73	2	0
Central Michigan	1965-66	1965-66	0	1	Oneonta State	1970-71	1971-72	1	1
Central State(Oh.)	1984-85	1998-99	4	2	Palm Beach Atlantic	1974-75	1974-75	1	0
Cheyney	1965-66	2001-02	5	8	Penn State-Behrend	1972-73	1989-90	15	2
Clarion	1928-29	2001-02	82	60	Pitt-Bradford	1980-81	1997-98	5	3
Clark(Ga.)	1986-87	1986-87	1	0	Pitt-Johnstown	1969-70	1997-98	17	4
Cleveland State	1946-47	1967-68	8	5	Point Park	1969-70	1999-00	16	10
Columbia Union	1989-90	2001-02	8	1	Quincy	1984-85	1986-87	1	1
Columbus State(Ga.)	1997-98	1997-98	0	1	Robert Morris	1981-82	1985-86	0	2
Concord	1977-78	1977-78	1	0	Roberts Wesleyan	1961-62	1997-98	6	1
Concordia	1987-88	1987-88	1	0	St. Francis(Pa.)	1988-89	1988-89	0	1
C.W. Post	1984-85	1984-85	0	1	St. Lawrence	1979-80	1979-80	0	1
Daemen	1978-79	1996-97	9	0	St. Mary's	1939-40	1939-40	1	0
Davis & Elkins	1982-83	1993-94	3	0	St. Rose	1996-97	1998-99	1	1
Desalles	1940-41	1940-41	1	0	St. Vincent	1974-75	1987-88	10	3
Dowling	1989-90	1989-90	1	0	Salem-Teikyo	1947-48	1997-98	2	3
Dyke	1986-87	1988-89	1	1	Sam Houston State	1984-85	1984-85	1	0
D'Youville	1997-98	1997-98	1	0	Shepherd	1976-77	1976-77	0	1
East Carolina	1985-86	1986-87	0	2	Shippensburg	1987-88	2001-02	22	9
East Stroudsburg	1989-90	2001-02	4	1	Slippery Rock	1928-29	2001-02	72	69
Erie Branch	1930-31	1930-31	2	0	Southern Connecticut State	1997-98	1997-98	1	0
Fairmont State	1978-79	1993-94	4	5	Stonehill	1991-92	1991-92	1	0
Findlay	1933-34	1933-34	0	1	Swarthmore	1981-82	1981-82	1	0
Franklin Pierce	1999-00	1999-00	0	1	Teikyo-Post	1992-93	1992-93	1	0
Fredonia State	1928-29	1969-70	49	7	Thiel	1935-36	1995-96	25	10
Frostburg State	1973-74	1976-77	7	0	Tiffin	1983-84	1983-84	1	0
Gannon	1948-49	2001-02	26	53	Virginia Union	1988-89	1988-89	0	1
Geneva	1951-52	1985-86	6	7	Wabash	1985-86	1985-86	0	1
Georgia State	1977-78	1977-78	1	0	Walsh	1964-65	1966-67	2	0
Grove City	1949-50	1983-84	13	18	Washington & Lee	1978-79	1978-79	0	1
Gustavus Adolphus	1975-76	1975-76	1	0	Wayland Baptist	1991-92	1991-92	0	1
Hanover	1983-84	1983-84	0	1	Waynesburg	1929-30	1967-68	4	0
Hilbert	1997-98	1997-98	1	0	West Chester	1929-30	2001-02	2	6
Hillsdale	1995-96	1995-96	1	0	Western Ontario	1970-71	1973-74	2	0
Hiram	1970-71	1970-71	1	0	West Georgia	1975-76	1975-76	1	0
Indiana(Pa.)	1928-29	2001-02	59	78	West Liberty	1981-82	1999-00	2	0
Kanty College	1928-29	1928-29	1	0	Westminster	1933-34	1980-81	1	5
Kent State	1937-38	1937-38	0	1	Westmont(Ca.)	1971-72	1971-72	0	1
Kenyon	1968-69	1971-72	2	1	West Virginia State	1973-74	1973-74	1	0
Kutztown	1930-31	2001-02	8	0	West Virginia Tech	1987-88	1991-92	2	0
Lake Erie	1993-94	2001-02	7	0	West Virginia Wesleyan	1966-67	1997-98	6	7
Lake Superior State	1975-76	1998-99	1	1	Wheeling Jesuit	1976-77	1999-00	3	1
LaRoche	1980-81	1986-87	5	2	Wilmington(De.)	1972-73	1972-73	0	1
Lawrence Tech	1939-40	1942-43	2	2	Wisconsin	1969-70	1969-70	0	1
LeMoyné	1986-87	1993-94	2	1	Wittenberg	1971-72	1971-72	0	1
Lincoln(Pa.)	1989-90	1989-90	1	0	Wooster	2001-02	2001-02	0	1
Lock Haven	1957-58	2001-02	74	16	Wright State	1983-84	1986-87	1	2
					Youngstown YMCA	1928-29	1928-29	1	1

Athletic Administration

Dr. Naomi T. Johnson

Vice President for Student Affairs and Student Success

Dr. Naomi T. Johnson is in her fifth year as the Vice President for Student Affairs and Student Success at Edinboro University. Those responsibilities include overseeing the Fighting Scot athletic program.

Prior to her appointment at Edinboro, Dr. Johnson served as the Associate Dean of Students at the University of California-Santa Barbara. Her wide range of experience in service to students includes past positions as peer counseling coordinator, assistant to the president for student

affairs, director of the campus activities center, and assistant dean of students.

One of Dr. Johnson's main objectives at Edinboro is to facilitate a creative and innovative campus atmosphere. She also looks to lead a united effort by the University Community to ensure a well-rounded education for students.


Dr. Johnson earned her Bachelor's Degree in Sociology from Moorhead State University, then completed work on her Master's Degree in College Student Personnel from Bowling Green State University and her Ph.D. in Higher Education from Arizona State University.

Dr. Johnson and her husband, Earl Jacobs, a member of the Edinboro Development Office, reside in Edinboro.



Bruce Baumgartner

Director of Athletics



Bruce Baumgartner is regarded as one of the greatest American wrestlers ever, being recognized as the U.S. Olympic Wrestler of the Century by Globalaxx.com last year. Now Baumgartner is building a solid reputation as an athletic administrator. Baumgartner was named the acting Director of Athletics in 1997, then was awarded the job permanently in '98.

As the guiding force of the Fighting Scot athletic program, Baumgartner has initiated the Annual Athletic Fund Drive, a fundraising project designed to provide athletic scholarship funds. The University is also working on a gender equity program in compliance with NCAA guidelines.

A four-time Olympic medalist, Baumgartner served as an Edinboro wrestling coach for nearly 13 years, including seven seasons as the head coach. He compiled a 70-36 record, including 14-0 dual meet record in 1997, the best finish in school history. The Scots then went on to finish sixth at the NCAA Division I Nationals, their highest finish ever.

Baumgartner affirmed his status as the greatest freestyle heavyweight

wrestler in American history by winning the bronze medal at the 1996 Olympic Games in Atlanta to go along with two golds and a silver. It was his fourth Olympic medal and record-setting 13th world-level medal. Baumgartner was honored by his fellow United States Olympic athletes when he was chosen to carry the American flag for the opening ceremonies. He won his first gold medal in Los Angeles in 1984, America's first in 60 years of super heavyweight wrestling. Next came a silver medal performance at the 1988 Games in Seoul, Korea, followed by a second gold medal in Barcelona, Spain in '92 to become the first American wrestler to ever medal in three consecutive Olympics.

Honored as the winner of the James E. Sullivan Award in 1995 as the outstanding amateur athlete in the United States, Baumgartner had not lost to an American wrestler from 1981 through his retirement from competition in 1998.

As a collegiate wrestler at Indiana State University, Baumgartner won 134 of 146 collegiate matches with 73 falls. He was twice the runnerup at the national collegiate tournament, then posted a perfect 44-0 mark his senior year to capture the NCAA crown.

Baumgartner was honored by the NCAA as a "Top V Award" recipient for his athletic, leadership and academic success. He was later awarded an NCAA post-graduate scholarship after earning his Bachelor's Degree in Industrial Art Education. He utilized the award to earn a Master's Degree at Oklahoma State University, where he began his coaching career as a graduate assistant.

Baumgartner officially retired from wrestling in the summer of 1998, but still performs a great deal of community service as a motivational speaker and camp clinician. He and his wife, Linda, have three sons, Bryan (10), Zachary (7) and Dylan (4).

MEDIA INFORMATION & COVERAGE

On behalf of the Sports Information Office, thanks for your coverage of Fighting Scot basketball. This press guide has been assembled especially for sports journalists covering Edinboro Basketball, with the intention of providing the most comprehensive information on the Fighting Scots. We hope you find this publication suitable for your needs.

MEDIA SERVICES: All requests for working credentials, complimentary tickets, special features, interviews and photographs should be directed to:

Bob Shreve ♦ Sports Information Director
Edinboro University ♦ 108 McComb Fieldhouse
Edinboro, PA 16444
Office: (814) 732-2776 ext. 234
Home: (814) 833-9028 ♦ FAX: (814) 732-2596



CREDENTIALS: All media credentials should be arranged by writing or calling the Edinboro Sports Information Office, preferably one week in advance. All credentials will be limited to working press only, and will be evaluated on a first-come, first-served basis up to the press box capacity.

PHOTOGRAPHERS: Credentials for sideline photography should be requested in writing, per credentials guidelines.

SERVICES: Working media and scouts will be supplied with media guides, gameday programs, and pre-game notes and statistics. Complete halftime statistics will be available, with a complete statistics package and play-by-play provided at the completion of the game.

RADIO: Permission to broadcast must be obtained from the Sports Information Director at least ten days in advance of the game. Space to accommodate two visiting radio stations is available.

TELEVISION: Special arrangements must be made with the Athletic Director.

INTERVIEWS: All requests for interviews with players and coaches should be

made through the Sports Information Office. Post-game interviews will take place following a ten minute "cooling off" period at the conclusion of the game.

ERIE
Erie Daily Times
Matt Martin
Sports Director
205 West 12th Street
Erie, PA 16534
(814) 870-1700

WICU-TV (NBC)
Mike Ruzzi, Sports Director
3614 State Street
Erie, PA 16508
(814) 454-5201

**WJET-TV (ABC)/
WFXP (FOX)**
Scott Wludyga,
Sports Director
8455 Peach Street
Erie, PA 16509
(814) 868-2424

WSEE-TV (CBS)
Gary Drapcho, Sports Director
1220 Peach Street
Erie, PA 16501
(814) 454-3500

WFNN AM 1330
Jim LeCorchick, Sports Director
1 Boston Store Place
Erie, PA 16501
(814) 461-1000

EDINBORO
WFSE FM 88.9
Bill Chandler
Edinboro University
Edinboro, PA 16444
(814) 732-2641

MEADVILLE
Meadville Tribune
Bob Heist, Sports Editor
947 Federal Court
Meadville, PA 16335
(814) 724-1111

WZPR
Sports Director
P.O. Box 397
Meadville, PA 16335
(814) 332-3276

PITTSBURGH
Pittsburgh Post-Gazette
Phil Axelrod, Steve Hecht, Scott Robertson
34 Blvd. of the Allies
Pittsburgh, PA 15222
(412) 263-1621

Pittsburgh Tribune-Review
Kevin Smith, Editor
503 Martindale St.
Clark Bldg., 3rd Floor
Pittsburgh, PA 15212
(412) 320-7848

2002-03 Men's Basketball Schedule

Day & Date

Opponent

Time

Friday, November 22

at California (Pa.) Classic
vs. District of Columbia

4:00 p.m.

Saturday, November 23

at California (Pa.) Classic
vs. West Virginia Wesleyan

4:00 p.m.

Tuesday, November 26

GANNON

7:30 p.m.

Monday, December 2

MERCYHURST

7:30 p.m.

Friday, December 6

MILLERSVILLE

7:30 p.m.

Saturday, December 7

WEST CHESTER

3:00 p.m.

Tuesday, December 17

at Mercyhurst

8:00 p.m.

Saturday, December 21

BLOOMSBURG

3:00 p.m.

Sunday, December 22

EAST STROUDSBURG

3:00 p.m.

Friday, December 27

at Porreco Cup

6:00 p.m.

Saturday, December 28

Edinboro vs. Bowie State
Gannon vs. West Liberty

8:00 p.m.

Saturday, January 4

at Porreco Cup

6:00 p.m.

Monday, January 6

Consolation Game

8:00 p.m.

Saturday, January 11

Championship Game

3:00 p.m.

Sunday, January 12

at Mansfield

7:30 p.m.

Wednesday, January 15

LAKE ERIE

3:00 p.m.

Saturday, January 18

at Kutztown

3:00 p.m.

Wednesday, January 22

at Cheyney

3:00 p.m.

Saturday, January 25

at Slippery Rock*

8:00 p.m.

Saturday, February 1

LOCK HAVEN*

5:00 p.m.

Wednesday, February 5

INDIANA (PA)*

7:30 p.m.

Saturday, February 8

SHIPPENSBURG*

3:00 p.m.

Wednesday, February 12

at California (Pa.)*

8:00 p.m.

Saturday, February 15

at Clarion*

8:00 p.m.

Wednesday, February 19

at Lock Haven*

5:00 p.m.

Wednesday, February 26

SLIPPERY ROCK*

7:30 p.m.

Saturday, March 1

at Shippensburg*

3:00 p.m.

at Indiana (Pa.)*

8:00 p.m.

CLARION*

7:30 p.m.

CALIFORNIA (PA)*

7:30 p.m.

HEAD COACH: Greg Walcavich

* PSAC West contest