




**Edinboro Defensive Lineman Pat Schuster**



**New Haven Linebacker Scott Riggs**

# 1995 NCAA Division II Football Playoffs Northeast Region



**Edinboro University Vs.  
University of New Haven  
Jess Dow Field  
November 18, 1995**



## Edinboro University: A Look Back On 1995

Incentive is a wonderful thing especially when it comes to motivation. Edinboro University received an NCAA Division II playoff berth in 1993, its fourth under head coach Tom Hollman, but was left out of the field in 1994. That absence was the incentive Coach Hollman and his players needed to stay focused on earning their fifth bid to the prestigious tournament.

The team opened the 1995 with a 21-14 win over Hillsdale University behind the running of redshirt freshman Gerald Thompson. Thompson, who rushed for 73 yards on his first career carry, finished the game with 133 yards and a touchdown, the TD which proved to be the game-winner. Tony Brinson and Joe Evans also crossed the goal line in the game.

No one could accuse the Fighting Scots of having a soft schedule especially when you see the team played Appalachian State, the number-two ranked Division I-AA team, on the road. The home team opened a 20-0 halftime lead before Edinboro lit the scoreboard with a touchdown early in the third quarter, closing the deficit to 20-7. The Fighting Scot defense played the game without its top tackler Pat Schuster who missed the game with an injury.

Keeping with the tough schedule theme, Edinboro went from the South region to the West region as the Red and Black travelled to Portland State. Portland State, a perennial powerhouse in Division II, had its problems with the visitors as Edinboro opened up a 19-0 lead courtesy of two Ken McCrory field goals, a 55-yard fumble return and an eight-yard touchdown run by Gerald Thompson. Portland State averted the shutout with a late third quarter touchdown. Edinboro's defense forced nine turnovers against the nationally-ranked Portland State Vikings.

Edinboro made it two in a row with a convincing 52-12 victory over Lock Haven University. The Fighting Scots built a 38-0 lead in the first half as Thompson tallied two touchdowns - a 42-yard run and a 75-yard scoring strike off a screen pass. Quarterback Chris Hart tossed three first-half touchdowns. Thompson added another touchdown in the second half, helping the rookie finish with 149 yards on 13 carries. The team gained 438 yards on the ground.

Another game, another rout for the Fighting Scots as they handled Shippensburg by a 40-7 score on the road. The contest started out innocently as neither team managed points in the first quarter. Edinboro controlled the second quarter with 20 points with two rushing touchdowns and a TD pass. Gilbert Grantlin, who caught the first-half touchdown pass, scored his second TD of the game with a 22-yard run off a reverse play, making the score 26-0. Both Thompson and Grantlin added a touchdown each, completing the Edinboro scoring.

Edinboro hosted its third home game of the year when it battled California University of Pennsylvania. Fortunately, the result was the same for the Fighting Scots as they easily handled the Vulcans by a 31-7 margin. The visitors took the lead in the second quarter with a 32-yard field goal by McCrory and a one-yard dive by freshman B.J. Harrison. Thompson made the score 17-0 with a 55-yard touchdown run before California cut the lead to 17-7. Edinboro finished the scoring with a five-yard touchdown pass and a 42-yard interception return by Michael Sims.

In keeping with its theme, Edinboro travelled for yet another game as Slippery Rock University was week seven's destination. The team improved its record to 3-1 on the road with a 22-13 victory over the Rock. The home team jumped out to a 7-0 lead before Edinboro answered with 16 straight points courtesy of two touchdown passes by Hart and a field goal by McCrory. Brinson opened the the second half scoring with a one-yard dive but Slippery Rock retaliated with its own scoring drive, closing the deficit to 22-13. Edinboro's defense shut down the Slippery Rock offense with seven sacks and only 17 rushing yards in the game.


No game is as important in the PSAC West Division than the Edinboro-Indiana, Pa. pairing. This year had more implications such as the Division title as well as inside position to an NCAA playoff berth. The Scots used two unconventional scoring plays to take a 14-10 half-

time lead as Michael Sims intercepted a pass and raced 26 yards for the team's first touchdown. A fake reverse play resulted in a 57-yard touchdown pass from Hart to Grantlin. A fumble set up Edinboro's next touchdown as the defense recovered the miscue at the five-yard line. Brinson scored on a one-yard run three plays later making the score 21-10. IUP came back with a touchdown and two-point conversion to pull within a field goal, 21-18, but Hart tossed another touchdown pass to give the Scots a 28-18 lead.

The ninth game was never really in question as Edinboro buried Mansfield by a 42-0 count. Brinson put the 'Boro on top with a 15-yard touchdown run while Grantlin doubled the score with an 85-yard punt return. Hart and Harrison each rushed for a touchdown to give the home team a 28-0 halftime lead. On the day, Edinboro gained 500 total yards including 390 yards on the ground. Brinson turned in one of his best days with 127 yards while Harrison finished with 124 yards.

Edinboro captured its first PSAC-West Division title since the 1989 campaign with a 28-6 victory over Clarion University. Once again, the Scots followed their usual script by building a big lead and letting the defense keep the opposition in check. Brinson was responsible for the team's first two touchdowns with a five-yard run and a 28-yard reception, giving EU a 14-0 halftime lead. The score remained 14-0 until Thompson tallied two touchdowns on runs of two and 42 yards. Clarion spoiled the shutout bid with a touchdown late in the final period. Thompson finished the game with 179 yards on 30 carries.

The Fighting Scots posted a 4-1 record on the road this year with that one loss coming to a Division I-AA opponent. The team did not lose a single game to a Division II opponent during 1995. Edinboro posted nine wins for the first time since 1990, also an NCAA playoff year. No matter how you look at it, the Fighting Scots enjoyed one of its finest seasons in the school's history. The team is now ready for the second season, a season which kicks off today.



Head Coach Tom Hollman discusses strategy with Chris Hart

## University of New Haven: A Look Back On 1995

Before every season, teams come together and set goals for the upcoming year. Some hope for a .500 record, some aspire to a winning record while others wish for a national championship. The University of New Haven football program set only one goal when it first met back in August and that was simply to return to the NCAA Division II playoffs.

At 2:37 on November 12th, 1995 that goal was realized when the NCAA Division II football committee named the Chargers as one of the 16 teams in the 1995 championship playoffs. New Haven finished the regular season with a number five national ranking and a number two rating in the Northeast Region.

The goal could not have been realized without a total team effort. That may seem like a cliché but nonetheless it is true in regard to the 1995 Chargers. In the past, offense always came to mind when you spoke of the University of New Haven football program. While the offense experienced a great deal of success during the regular season, the defense and special teams played an equal role in the team's 9-0-1 record.

Consider that the special teams blocked seven kicks during the regular season, five punts, an extra point attempt and a field goal try. The extra point block came in the Chargers 36-36 tie with West Chester, fully illustrating the importance of that missed point. The field goal would have given Indiana, Pa. a nine point lead with two minutes left in the game but the block kept the Chargers within six points. The Blue and Gold scored a touchdown to win the game with eight seconds remaining in the game by a 20-19 count, a win not possible if the field goal went through the uprights. The five blocked punts all resulted in points, often putting games out of reach or placing the Chargers in position to win the game.

Defensively, New Haven terrorized the opposition all season long with its relentless pass attack, bone-jarring hits and stifling defense against the rush. The Chargers were ranked among the top ten all season long in rushing defense, reaching as high as eighth with an 83.8 average. The defense allowed just two rushing touchdowns all year long and did not yield a score on the ground in the final five games of the year.

The defense forced 30 turnovers, sacked the quarterback 40 times and did not allow a point over a 12-quarter span which translated in 205 scoreless minutes. It allowed 10 points or less in five of 10 games and posted back-to-back shutouts for the first time in the school's 23-year history. The team allowed 129 points in 10 games this year which is the fourth lowest total in school history. It is the least amount of points surrendered in 15 years since the 1980 team allowed 116 points in 10 contests.

While the special teams and defense kept the opposition off the scoreboard, the offense provided the necessary points to win the game. The Chargers tallied 311 points in 10 games this year, tallying 20 or more points in every game and 30 or more points in five of the team's contests. New Haven crossed the goal line 37 times during the year with 23 coming through the air and 14 off the run.

Balance was a key in this New Haven offense as the team called 354 running plays and 313 passing plays, averaging better than 330 total yards per game. The emergence of the team's running game was instrumental in the late season success as the Chargers gained better than 100 yards on the ground in each of the last five games. The late surge helped the team average better than 110 rushing yards per game for the season. The passing game was as balanced as any New Haven attack in recent memory as four receivers caught four or more touchdowns and as many as 12 players caught at least one pass this year. With this in mind, one can see that this 9-0-1 Charger team enjoyed one of its best seasons in history.

The Chargers opened the season three home games in their first four contests, a welcome change from last year's seven road games. The first three games of the season saw New Haven playing Pennsylvania State Athletic Conference schools, all of which would be in the running for an NCAA playoff spot. The Blue and Gold started the year with a 27-20 victory over Bloomsburg University, highlighted by two touchdown passes from Jesse Showerda and a 100-yard interception return by Brian Oliver. Oliver's interception set a school record and provided the Chargers with what proved to be the game-winning points.

New Haven improved to 2-0 with a 28-19 win over Kutztown University as senior Bobby Barnette returned a punt 55 yards for a touchdown and later caught a five-yard touchdown pass in the win. The Chargers made it three in a row against PSAC schools when they traveled to Indiana, Pa. and posted a 20-19 win. Tyrone Seabrooks caught his first

touchdown pass as a Charger with eight seconds remaining in the game to provide the winning margin. Gene Adair also kicked two field goals in the game, a 46-yar and a 38-yar.

The Blue and Gold avenged one of its losses from a year ago by knocking off Abilene Christian University, a 33-7 victory at Dodds Stadium. The game was never in question as New Haven scored the first 33 points of the contest including three touchdown passes from Showerda. After a week off, New Haven played its only shootout of the season when it tied West Chester University, 36-36. UNH trailed 21-0 before rallying to tie the score at 21-21 early in the third quarter. West Chester answered with 15 straight points forcing the Chargers to come back once again and tie the game at 36-36. Both teams missed a field goal in the final two minutes of the game. Showerda threw three touchdowns in the game while Jerry Boggs and Robert Clark each rushed for a TD.

Head Coach Tony Sparano took his team on the road once again, travelling to Richmond for a matchup with Virginia Union University. Although the game was close early with New Haven holding a 13-3 halftime lead, UNH tallied 17 straight points in the second half to put the game out of reach. Ron Jenkins rushed for 107 yards and scored his first touchdown in a New Haven uniform. Adair added three more field goals in the game, giving him five through the first six games.

The Chargers battled cross-town rival Southern Connecticut in a downpour the following week with UNH winning the game 24-6. Southern Connecticut took the opening kickoff and scored a touchdown but New Haven's defense shut down the Owls' offense from that point. Meanwhile, Showerda tossed two TDs and Boggs ran for another TD.

That Southern Connecticut touchdown would be the last points allowed by the New Haven defense for 205 minutes as UNH shutout Knoxville College (50-0) and Bowie State University (34-0). Boggs rushed for two TDs and Showerda tossed two more in the win over Knoxville while Michael Clark provided the spark against Bowie State with an 85-yard kickoff return for a touchdown.

New Haven completed the unbeaten season with a 23-13 win at American International College as Jenkins rushed for 153 yards on 36 carries and scored a touchdown in the win. Chris Powanda blocked his second punt of the year resulting in a safety and Oliver returned a fumble 41 yards for another touchdown, helping with the victory.

Today, Head Coach Tony Sparano and his team realize their goal of playing in the NCAA Division II playoffs. Now, the fun begins.



Gene Adair has been a special teams weapon as a punter/kicker



*The Blue Ribbon Bank  
Is Proud to Support The  
University of New Haven  
Athletic Program.*

**Go Chargers!**



Bridgeport • Cheshire • Fairfield • Hamden • Meriden  
Middlefield • New Haven • North Haven  
Stratford • Trumbull • West Haven  
Call toll-free: 1-800-523-8819

Member FDIC Equal Housing Lender

**Good Luck Chargers!**

## CASA DI PIZZA

215 Orange Avenue, West Haven  
Open 'Til 10 PM  
Closed Sundays

932-0588  
WE DELIVER  
with insulated pizza bags

**FREE DELIVERY WITH THIS AD**

**PIZZA - SUBS - CALZONES -  
DINNERS - SALADS**

**Bring Home The Title!**

**Congratulations Chargers!**



From  
**The New Haven Gridiron Club**



**George Ellis Company**  
Air Conditioning Contractors

301 Orange Avenue  
West Haven, CT  
(203) 934-6673

Compliments of  
**Blanchette Sporting Goods**

425 Bridgeport Avenue off Route 8  
Shelton, Connecticut 06484

929-6331



### Printers to the Quality Conscious

#### In-House Capability Highlights:

- Complete Electronic (Desktop) Publishing
- 24-hour, 7-days-a-week Bulletin Board
- State of the Art conventional Prepress
- Perfecting (prints both sides at once) presses—up to 40"
- Complete bindery facilities
- Full time Quality Control supervisor
- Competent, courteous customer service and sales staff
- Multiple production shifts
- Convenient location at the I91-I95 Interchange
- Regularly scheduled (free) customer training seminars —ask for Fran



**Phoenix Press, Inc.**

15 James Street, New Haven 06513-0347  
PHONE: 865-5555/1-800-822-1242  
FAX: 865-4003 MODEM (BBS): 498-1059

**SCILLIA & LARROW**  
A Professional Corporation

**Anthony P. Scillia, CPA**  
Principal

Certified Public Accountants and Consultants  
2666 State Street, Hamden, Connecticut 06517  
(203) 287-8744 Fax (203) 287-9106

## VIC'S BARBERSHOP

**WHERE FEELING GREAT,  
STARTS WITH LOOKING GREAT !**

VIC'S BARBERSHOP  
223 ORANGE AVENUE  
WEST HAVEN, CT 06516  
TELEPHONE (203) 934-9484



## Quality Inn Conference Center

Supports  
The University of New Haven  
**CHARGERS**

Great Rates • Great Rooms • Great Service

- 125 Rooms
- Recently Renovated
- Jacuzzi
- Indoor Pool
- Health Club

Meeting Space Available  
From 10 to 300 Persons


Call Now (203) 387-6651



100 Pond Lily Avenue  
(Exit 59 off Route 15)  
New Haven, CT 06525

Located 3 miles from UNH campus and athletic fields

# Walter Camp




FOOTBALL FOUNDATION, INC.®

**GOOD LUCK  
CHARGERS!!**

**ED-MOR  
ELECTRIC CO., INC.**

2660 State Street  
Hamden  
248-9351



## The NCAA—Working Together Toward a Common Goal

By David Housel, Sports Information Director, Auburn University

**W**hat is the NCAA? The question could be answered simply by saying "National Collegiate Athletic Association," but in reality the NCAA is much more than four words.

It is also much more than a staff working in Overland Park, Kansas, on administrative details of America's intercollegiate athletics programs.

To say that the NCAA is a staff or a group of people is to misunderstand not only what the NCAA is, but what its goals and objectives are.

In reality, the NCAA is composed of some 1,000 colleges and universities across the United States. The NCAA, in its truest sense, is every member institution working together for the common good of all. It is democracy in action. All rules, all policies, all procedures, even the directions and goals of the NCAA are determined by the colleges and universities working and voting together in a common body.

As with any organization made up of individuals or member institutions, the requirements in any given area are continually changing in response to the desires of the membership. But the goal is always the same—a sound mind, a sound body, a spirit that is unafraid and a clean sports program that develops those qualities individually, institutionally and nationally.

Perhaps no area of the NCAA comes under more inspection than the enforcement program. Yet, even there, the NCAA is responsive to the needs and concerns of the individual institutions working together for what they perceive to be the common good. The colleges and universities make the rules. The NCAA staff, working under the direction of the colleges and universities, simply administers the programs designed by the members. And it is the Committee on Infractions, which is comprised of college administrators from around the country, that determines sanctions levied against fellow members.

Just as integrity is the key to an academic program, it also is vital to healthy competition between NCAA member institutions. The colleges and universities seek to create an atmosphere in which all institutions have an equal chance to recruit America's outstanding student-athletes. It is then up to member schools to help the individual student-athletes be as good as

they can be, both in the classroom and in their athletics endeavors.

For all of the attention it receives, the enforcement program is but one small part of the NCAA's total concern. The NCAA administers 79 championships in three divisions in 21 sports. More than 18,000 men and women student-athletes compete annually in these events, designed to determine national champions.

Other programs under the auspices of the NCAA include the National Youth Sports Program. NYSP is a unique summer program that offers sports skills instruction, competition, improved physical fitness, and enrichment opportunities for economically disadvantaged youth between the ages of 10 and 16.

The NCAA conducts free Youth Education through Sports (YES) clinics in many sports, annually providing thousands of youngsters expert instruction from the best collegiate coaches, as well as important information about academics and substance-abuse prevention.

The NCAA and the NCAA Foundation also administer several scholarship programs that benefit not only deserving student-athletes but also students in general. The NCAA Postgraduate Scholarship Program has distributed more than \$5.7 million to some 2,500 student-athletes for full-time graduate study; two Walter

Byers Postgraduate Scholarship winners annually receive \$10,000 renewable stipends; the NCAA Ethnic Minority Enhancement Program and the NCAA Women's Enhancement Program each provide scholarship awards to qualified individuals for postgraduate study in sports administration; and the NCAA makes available grants to undergraduate student-athletes who have exhausted their institutional financial aid opportunity and who wish to complete their undergraduate degrees.

More information about these scholarship programs is available from the NCAA administration and finance group.

The NCAA also sponsors one of America's foremost honors programs, which is designed to recognize yesterday's and today's top athletes, and the contributions of intercollegiate athletics as a whole to the country and society.

It has been said, and rightfully so, that sports is but a microcosm of society. Never before has it been more true, for sport and for the NCAA.

However, the goal of the NCAA is still the same—America's colleges and universities working together for the common good of higher education, and the young men and women who study and compete for NCAA member institutions. ■




The NCAA Visitors Center presents a photographic and video salute to intercollegiate athletics both past and present in a 12,000-square-foot facility at the organization's national office building.



**Today's Game**  
**NCAA Division II Playoffs - First Round**  
**Edinboro University Vs. University of New Haven**  
**Jess Dow Field - Southern Connecticut State University - November 18, 1995**

**Edinboro Last Week:** The Fighting Scots improved to 9-1 overall and 9-0 against Division II teams with its 28-6 victory over Clarion University in the regular-season finale. The two teams played a scoreless first quarter before the Scots received two touchdowns from **Tony Brinson**, a five-yard run with 8:51 remaining in the half and a 28-yard touchdown reception from **Chris Hart** with 5:22 remaining. The score remained 14-0 after three quarters before **Gerald Thompson** (Pictured Right) took over with two rushing touchdowns in the fourth period, a two-yard dive and a 42-yard run which improved the Edinboro advantage to 28-0. Clarion averted the shutout with a 14-yard touchdown pass with 4:27 left in the game. Thompson ran 30 times for 173 yards and two touchdowns, followed by Brinson's 32 yards on 12 carries. Quarterback **Chris Hart** completed 10 of 22 passes with one touchdown and an interception. **Terry Roberts** caught a team-high four passes for 68 yards while **Gilbert Grantlin** snagged three passes for 29 yards. The defense held Clarion to 242 total yards, including a mere 55 rushing yards.



**Edinboro Offense:** The Fighting Scots have a balanced attack which includes a 1,500 -yard passer and a 1,000 yard rusher. The team has enjoyed most of its success on the ground, averaging 236.6 yards per game. Most of the running attack comes from freshman **Gerald Thompson** who collected 1,191 yards on 205 carries with nine touchdowns. The redshirt freshman gained 173 yards against Clarion last week, surpassed only by his 176-yard performance against California, Pa. earlier in the year. Junior **Tony Brinson** provides an excellent compliment to Thompson, gaining 622 yards on 130 carries with seven touchdowns. The passing game is anchored by quarterback **Chris Hart**, a junior, who has completed 50.4 percent of his passes to date (112 completions, 222 attempts) for 1,574 yards. He has had problems with the interception, tossing 15 in 10 games two more than his 13 touchdown passes. His favorite targets are senior **Gilbert Grantlin** and junior **Quentin Ware-Bey**. Grantlin has 37 receptions for 684 yards (18.5 ypc) with a team-high eight touchdowns. Ware-Bey has yet to score a touchdown but has 21 catches for 281 yards. Hart uses his running backs as potential receivers as Brinson has 17 catches for 200 yards and two TDs while Thompson has seven grabs for 97 yards and a touchdown. An important part of this offense is the experience up front as the offensive line has four seniors and a junior among the starters. The front five averages 6-feet, four-inches and 275 pounds. Overall, Edinboro averages 394 total yards (236.6 rushing, 157.4 passing) and 30.4 points per game.

**Edinboro Defense:** Scoring against the Fighting Scot defense is not easy especially in the first half. Edinboro has given up 128 points in 10 games, one point less than the Chargers defense, but only 44 points in the first half, an average of 4.4 points in the first two quarters. Edinboro has given up seven or less points in five of its 10 games including just six points in the last two contests. Linebackers **Michael Sims** and **Emery Martin** are at the heart of the team's defense with 88 and 70 tackles, respectively. Sims not only leads the team in total tackles but also has a team-high five interceptions. **Ron Allen** has 76 tackles with 10 pass break-ups and four interceptions. The defensive line has terrorized the opponent's quarterback all seasonlong, registering 27 of the team's 34 sacks to date. **Pat Schuster**, a senior defensive end, has 13 sacks along with 80 total tackles and 12 tackles for loss. Senior end **Bryan Lambert** and junior tackle **Jeff Traversy** are tied for second with seven sacks each. As a team, the Fighting Scots yielded 246.9 total yards (98.7 rushing, 148.2 passing) and 12.8 points per game.

**New Haven Last Week:** The Chargers completed their third unbeaten season in the last four years with a 23-13 win at American International College, giving the Blue and Gold a 9-0-1 record. New Haven wasted no time in taking the lead, driving 80 yards on 15 plays on its first possession for a touchdown. Ron Jenkins (Bronx, N.Y.) capped the five-minute drive with a seven-yard touchdown run. The Chargers special teams struck again as **Chris Powanda** went up the middle to block a punt out of the endzone for a safety, making the score 9-0. **Bill Woods** boosted the score to 16-0 with a 12-yard touchdown catch with 8:07 left in the first half. On AIC's next possession, quarterback Matt Sohn's was hit from behind, fumbled the ball which was picked up by **Brian Oliver** and returned the fumble 41 yards for a TD, giving UNH a commanding 23-0 lead. However, the AIC drove straight down field on their next possession and scored on a 24-yard touchdown catch by Matt Charron with 3:39 remaining. New Haven seemed unphased by the score as the offense marched down field inside the AIC five-yard line on its next possession. Unfortunately, defensive back Billy Watson stepped in front of a quick pass from quarterback **Jesse Showerda** and intercepted the pass, returning it 98 yards to cut the lead to 23-13. The defense took over from that point as neither offense managed any points in the second half.

**New Haven Offense:** For the fourth time in the last five games, **Ron Jenkins** surpassed the 100-yard mark as he gained 153 yards on 36 carries, only one carry shy of Roger Graham's record set last year. The senior, who gained 666 yards in the last five games, finished the regular season with 854 yards, the sixth best single season total in school history. The passing game continues to flourish as quarterback **Jesse Showerda** threw another touchdown pass last week, raising his total to 22 for the fourth best single season total in school history. He has completed 195 of 328 pass attempts (.595 completion percentage) for 2,098 yards. Showerda continued his even distribution among the receivers with **Bobby Barnette** (Picture Below) leading the team with 59 receptions (582 yards) and **Joe Sporkin** (516 yards) and **Aaron Gagnon** (404 yards) tied for second with 43 receptions each. Four receivers have four or more touchdowns including a team-high six by Sporkin. Barnette, Gagnon and **Tyrone Seabrooks** each have four TDs. Overall, the offense averages 340.4 (120.2 rushing, 220.2 passing) yards and 31.1 points per game.

**New Haven Defense:** It took an outstanding diving catch by Matt Charron to end the Chargers' defense shutout streak at two games and 12 quarters as the receiver made the catch with 3:39 left in the second quarter. The streak, which started after a first-quarter touchdown by Southern Connecticut on October 20, included back-to-back shutouts for the first time in school history and a span of 205-plus minutes without yielding a point. The defensive unit did not yield a rushing touchdown for the fifth straight game, allowing just two rushing TDs in 10 games (vs. Bloomsburg in game one and vs. West Chester in game five). The team forced three more turnovers last week, bringing the season total to 30 (16 interceptions, 14 fumbles). Linebacker **Scott Riggs** continues to lead the team with 94 tackles followed closely by fellow linebacker **Shane**



**McNeeley** with 83 stops. **Brian Oliver** scored his second touchdown of the season last week with a 41-yard fumble return, the first coming in the season opener with a 100-yard interception return. **Michael Brown** ranks third among his teammates with 72 tackles. Overall, the defense surrendered 276.7 total yards (83.4 rushing, 193.3 passing) and 12.9 points per game.

## Today's Lineups

### When Edinboro Has The Ball

#### Edinboro Offense

|    |    |                  |                 |
|----|----|------------------|-----------------|
| WR | 80 | Quetin Ware-Bey  | (So., 6-0, 176) |
| LT | 71 | Tom Lavis        | (Sr., 6-7, 282) |
| LG | 76 | Jeremy O'Day     | (Jr., 6-3, 280) |
| OC | 77 | Det Betti        | (Sr., 6-4, 285) |
| RG | 62 | Jesse Trevino    | (Sr., 6-3, 270) |
| RT | 72 | Chadd Wallick    | (Sr., 6-3, 260) |
| TE | 87 | Todd Henne       | (Sr., 6-3, 240) |
| WR | 81 | Gilbert Grantlin | (Sr., 6-1, 189) |
| QB | 15 | Chris Hart       | (Jr., 6-2, 190) |
| RB | 28 | Gerald Thompson  | (Fr., 6-0, 212) |
| RB | 33 | Tony Brinson     | (Jr., 6-0, 188) |
| PK | 11 | Ken McCrory      | (So., 6-0, 200) |

|    |                   |    |    |                 |    |    |                |    |             |                  |    |
|----|-------------------|----|----|-----------------|----|----|----------------|----|-------------|------------------|----|
| 2  | Bemba Jones       | DB | 26 | Jeremy Brain    | WR | 52 | Matt Gentile   | DL | 74          | Todd Rogacki     | OL |
| 3  | Deric Mitchell    | WR | 27 | Mike Andersen   | DB | 53 | Bruce Witt     | OL | 75          | Jeff Traversy    | DL |
| 4  | Marty Williams    | DB | 28 | Gerald Thompson | RB | 54 | Wayne Lloyd    | OL | 76          | Jeremy O'Day     | OL |
| 6  | Tory Hunt         | LB | 29 | Jerome Glover   | DB | 56 | Eric Zechman   | OL | 77          | Det Betti        | OL |
| 7  | B.J. Harrison     | RB | 30 | Brian Decker    | DB | 57 | Greg Greenough | OL | 80          | Quetin Ware-Bey  | WR |
| 8  | Bryan Smetanka    | QB | 31 | Emery Martin    | LB | 58 | Matt Brown     | DL | 81          | Gilbert Grantlin | WR |
| 9  | Derek Clark       | WR | 32 | Scott Gracan    | LB | 59 | Anthony Oaks   | DE | 82          | Scott Harner     | WR |
| 10 | Ron Allen         | DB | 33 | Tony Brinson    | RB | 60 | Jeff Greece    | OL | 85          | Mike Culver      | TE |
| 11 | Ken McCrory       | K  | 34 | Kevin Klemm     | FB | 62 | Jesse Trevino  | OL | 87          | Todd Henne       | TE |
| 12 | Joe Peraino       | QB | 35 | Mick Lilley     | FB | 63 | Dan Caro       | LB | 88          | Terry Roberts    | WR |
| 14 | Dan Wansley       | P  | 38 | Pat Schuster    | DE | 64 | Matt Barrett   | DL | 89          | John Sabo        | TE |
| 15 | Chris Hart        | QB | 40 | Jerry Roberts   | LB | 65 | Jason Antolik  | DE | 90          | Ryan Sauppee     | LB |
| 16 | Jermaine Carswell | DB | 41 | Glen Geary      | LB | 66 | Chris Barney   | OL | 91          | Jesse Hannan     | DE |
| 20 | Marc Brown        | DB | 44 | Matt Gutowski   | DE | 67 | Jeff Figgs     | OL | 92          | Ryan Croyle      | DE |
| 21 | Dave Sadler       | DB | 45 | Bryan Lambert   | DE | 70 | Rich Jones     | DL | 93          | Robert Thomas    | DL |
| 22 | Scott Latosky     | LB | 46 | Carlos Williams | LB | 71 | Tom Lavis      | OL | 94          | Donald Haines    | LB |
| 24 | Keith Cushenberry | DB | 47 | Joseph Evans    | FB | 72 | Chadd Wallick  | OL | 95          | Al Bass          | DL |
| 25 | Joe Banta         | DB | 48 | Michael Sims    | LB | 73 | Jesse Wendl    | OL | 97          | Bill Magnuson    | DE |
|    |                   |    |    |                 |    |    |                | 98 | Marco Brown | DL               | DL |

#### New Haven Defense

|     |    |                     |                  |
|-----|----|---------------------|------------------|
| LE  | 39 | Chris Powanda       | (So., 6-3, 210)  |
| LT  | 97 | Rob Hubbell         | (Jr., 6-2, 280)  |
| RT  | 56 | Mark Krajcir        | (Jr., 6-2, 225)  |
| RE  | 55 | Christian Czwallina | (Fr., 6-3, 240)  |
| LB  | 2  | Brian Oliver        | (Jr., 6-2, 205)  |
| LB  | 5  | Scott Riggs         | (Sr., 6-3, 240)  |
| LB  | 21 | Shane McNeeley      | (So., 5-11, 220) |
| LB  | 9  | James Triplett      | (Sr., 5-10, 210) |
| FS  | 3  | Michael Brown       | (Sr., 6-0, 190)  |
| LCB | 12 | Chris Creighton     | (Sr., 6-1, 185)  |
| RCB | 23 | Atiim Bowman        | (Sr., 5-8, 170)  |
| P   | 8  | Gene Adair          | (Sr., 6-2, 185)  |

### When New Haven Has The Ball

#### New Haven Offense

|    |    |                   |                  |
|----|----|-------------------|------------------|
| LT | 77 | Yohan Moulton     | (Jr., 6-4, 330)  |
| LG | 73 | Brandon Updegraff | (Jr., 6-2, 300)  |
| OC | 62 | Josh Havelka      | (So., 6-3, 265)  |
| RG | 67 | Ron DeVincenzo    | (Sr., 6-2, 275)  |
| RT | 75 | Mario DiDino      | (So., 6-4, 330)  |
| WR | 81 | Tyrone Seabrooks  | (Jr., 6-4, 210)  |
| WR | 82 | Joe Sporkin       | (Sr., 6-3, 205)  |
| QB | 19 | Jesse Showerda    | (Jr., 6-0, 180)  |
| RB | 10 | Ron Jenkins       | (Sr., 5-1, 185)  |
| WR | 1  | Bobby Barnette    | (Sr., 5-9, 165)  |
| WR | 86 | Aaron Gagnon      | (Jr., 5-11, 190) |
| K  | 8  | Gene Adair        | (Sr., 6-2, 185)  |

#### Edinboro Defense

|     |    |                   |                  |
|-----|----|-------------------|------------------|
| LE  | 45 | Bryan Lambert     | (Sr., 6-1, 220)  |
| LT  | 75 | Jeff Traversy     | (Jr., 6-5, 280)  |
| RT  | 52 | Matt Gentile      | (Sr., 6-1, 260)  |
| RE  | 38 | Pat Schuster      | (Sr., 6-2, 235)  |
| OLB | 31 | Emery Martin      | (So., 6-2, 212)  |
| MLB | 40 | Jerry Roberts     | (Jr., 6-2, 235)  |
| OLB | 48 | Michael Sims      | (Jr., 6-2, 215)  |
| CB  | 4  | Marty Williams    | (Sr., 5-10, 170) |
| CB  | 24 | Keith Cushenberry | (Sr., 5-10, 170) |
| SS  | 10 | Ron Allen         | (Jr., 6-1, 177)  |
| FS  | 30 | Brian Decker      | (Jr., 6-0, 192)  |
| P   | 14 | Dan Wansley       | (Fr., 6-1, 172)  |

### The Chargers

|    |                  |    |    |                    |    |    |                     |    |    |                  |    |
|----|------------------|----|----|--------------------|----|----|---------------------|----|----|------------------|----|
| 1  | Bobby Barnette   | WR | 23 | Atiim Bowman       | DB | 45 | Jamall Bowman       | LB | 75 | Mario Didino     | OL |
| 2  | Brian Oliver     | DB | 24 | Michael Joseph     | RB | 46 | Lionel Moreno       | LB | 77 | Yohan Moulton    | OL |
| 3  | Michael Brown    | DB | 25 | James Justice      | DB | 47 | Mike Boothroyd      | DB | 78 | Tim Shea         | OL |
| 4  | Robert Clark     | TE | 26 | Donald Highsmith   | RB | 48 | Rocco Casullo       | LB | 79 | Vincent Guzman   | OL |
| 5  | Scott Riggs      | LB | 27 | Michael Clark      | WR | 49 | Nazeeh Ahmad        | LB | 80 | Chuck Mazzarone  | WR |
| 6  | Clinton Lott     | DB | 28 | John Guerrero      | DB | 50 | Mike Kinik          | LB | 81 | Tyrone Seabrooks | WR |
| 7  | Andre Jones      | QB | 29 | Al-Rahim Williams  | WR | 51 | Joe Tout            | OL | 82 | Joe Sporkin      | WR |
| 8  | Gene Adair       | K  | 30 | Ron Jensen         | LB | 52 | Wayne Johnson       | LB | 85 | Brian Shock      | WR |
| 9  | James Triplett   | LB | 31 | Mark Sterious      | LB | 54 | Michael Barmore     | DL | 86 | Aaron Gagnon     | WR |
| 10 | Ron Jenkins      | RB | 32 | David Cockrell     | RB | 55 | Christian Czwallina | LB | 87 | Diallo Freeman   | WR |
| 11 | Ron Sirolli      | LB | 33 | Robert Jean-Pierre | DB | 56 | Mark Krajcir        | DL | 88 | Al Rhoden        | WR |
| 12 | Chris Creighton  | DB | 34 | Jerry Boggs        | RB | 59 | Chuck Reale         | DL | 89 | Bill Woods       | TE |
| 13 | Lidz Eugene      | LB | 35 | Manny Dominguez    | TE | 60 | Agunda Dockery      | DL | 90 | Graig Soldra     | DL |
| 14 | Lamont Sutton    | DB | 36 | Dave Menard        | RB | 62 | Josh Havelka        | OL | 91 | Andy Buchsbaum   | DL |
| 15 | Michael Bartone  | QB | 37 | Bentley Thomas     | LB | 67 | Ron DeVincenzo      | OL | 93 | Jamie White      | DL |
| 16 | Brandon Pasquale | WR | 38 | Eric Price         | RB | 68 | Michael Johnstone   | OL | 94 | Matt Machalik    | DE |
| 17 | Otis Jackson     | DB | 39 | Chris Powanda      | DE | 69 | Michael Perryman    | OL | 95 | Marshall Maxwell | DL |
| 18 | John Cerra       | K  | 40 | Ed Bolling         | LB | 71 | Dave Sampson        | OL | 96 | Frank Patella    | DL |
| 19 | Jesse Showerda   | QB | 41 | Shawn Jones        | DB | 72 | John Sadler         | OL | 97 | Rob Hubbell      | DT |
| 20 | Ian Leffler      | DB | 42 | Jason Sutton       | DB | 73 | Brandon Updegraff   | OL | 98 | Pat Gibson       | DL |
| 21 | Shane McNeeley   | LB | 43 | Paul Mangione      | DB | 74 | David Cisto         | OL | 99 | Michael Barmore  | DL |



# 1995 University of New Haven Regular Season Football Statistics

|                      | UNH   | OPP  |                         | UNH    | OPP    |
|----------------------|-------|------|-------------------------|--------|--------|
| First Downs Rushing  | 67    | 55   | Yards Per Game-Pass     | 220.2  | 193.3  |
| First Downs Passing  | 114   | 85   | Total Plays             | 737    | 690    |
| First Downs Penalty  | 22    | 20   | Total Offense-Yards     | 3404   | 2767   |
| Total First Downs    | 203   | 160  | Total Offense-Game      | 340.4  | 276.7  |
| Yards Gained Rushing | 1597  | 1255 | Number of Punts         | 59     | 75     |
| Yards Lost Rushing   | 395   | 421  | Yards Punted            | 2390   | 2439   |
| Net Yards Rushing    | 1202  | 834  | Punting Average         | 40.5   | 32.5   |
| Number of Rushes     | 402   | 351  | Punts Blocked By        | 5      | 0      |
| Yards Per Rush       | 3.0   | 2.4  | Fumbles/Lost            | 25/12  | 29/14  |
| Yards Per Game-Rush  | 120.2 | 83.4 | Possession Time         | 308:35 | 291:25 |
| Net Yards Passing    | 2202  | 1933 | Third Down Conversions  | 49/149 | 43/163 |
| Yards Per Completion | 10.8  | 12.4 | Fourth Down Conversions | 9/11   | 4/14   |

| Passing           | Att.       | Comp.      | Pct.        | Yds.        | Int.      | TD        |
|-------------------|------------|------------|-------------|-------------|-----------|-----------|
| Jesse Showerda    | 328        | 195        | .595        | 2098        | 11        | 22        |
| Andre Jones       | 10         | 5          | .500        | 63          | 0         | 1         |
| Bobby Barnette    | 3          | 1          | .333        | 41          | 0         | 0         |
| Jerry Boggs       | 1          | 0          | .000        | 0           | 0         | 0         |
| <b>UNH Totals</b> | <b>342</b> | <b>201</b> | <b>.588</b> | <b>2202</b> | <b>11</b> | <b>23</b> |
| <b>OPP Totals</b> | <b>339</b> | <b>156</b> | <b>.460</b> | <b>1933</b> | <b>16</b> | <b>11</b> |

| Receiving         | No.        | Yds.        | Avg.        | No/Gm       | TD        | Lg.        |
|-------------------|------------|-------------|-------------|-------------|-----------|------------|
| Bobby Barnette    | 59         | 582         | 9.9         | 5.9         | 4         | 37t        |
| Joe Sporkin       | 43         | 516         | 12.0        | 4.3         | 6         | 52t        |
| Aaron Gagnon      | 43         | 404         | 9.4         | 4.3         | 4         | 69t        |
| Tyrone Seabrooks  | 24         | 357         | 14.9        | 2.4         | 4         | 41         |
| Jerry Boggs       | 12         | 86          | 7.2         | 1.2         | 1         | 17         |
| Michael Clark     | 5          | 50          | 10.0        | 0.5         | 0         | 21         |
| Robert Clark      | 4          | 53          | 13.3        | 0.4         | 0         | 16         |
| Ron Jenkins       | 4          | 62          | 15.5        | 0.4         | 0         | 30         |
| Bill Woods        | 4          | 40          | 10.0        | 0.4         | 3         | 20t        |
| Chuck Mazzarone   | 1          | 20          | 20.0        | 0.3         | 1         | 20t        |
| Michael Joseph    | 1          | 16          | 16.0        | 0.5         | 0         | 16         |
| Al-Rahim Williams | 1          | 16          | 16.0        | 1.0         | 0         | 16         |
| <b>UNH Totals</b> | <b>201</b> | <b>2202</b> | <b>10.8</b> | <b>20.1</b> | <b>23</b> | <b>69t</b> |
| <b>OPP Totals</b> | <b>156</b> | <b>1933</b> | <b>12.4</b> | <b>15.6</b> | <b>11</b> | <b>57t</b> |

| Rushing           | Att.       | Gain        | Loss       | Net         | Avg.       | YPG          | TD        | Lg         |
|-------------------|------------|-------------|------------|-------------|------------|--------------|-----------|------------|
| Ron Jenkins       | 182        | 909         | 55         | 854         | 4.7        | 85.4         | 3         | 47         |
| Jerry Boggs       | 94         | 333         | 35         | 298         | 3.2        | 29.8         | 4         | 16         |
| Donald Highsmith  | 15         | 46          | 6          | 40          | 2.7        | 13.3         | 0         | 13         |
| David Cockrell    | 14         | 93          | 18         | 75          | 5.4        | 25.0         | 2         | 37t        |
| Gene Adair        | 1          | 21          | 0          | 21          | 21.0       | 2.1          | 0         | 21         |
| Robert Clark      | 8          | 28          | 0          | 28          | 3.5        | 3.5          | 2         | 16         |
| Bobby Barnette    | 4          | 15          | 2          | 13          | 3.3        | 1.3          | 0         | 6          |
| Dave Menard       | 3          | 4           | 0          | 4           | 1.3        | 0.4          | 1         | 2          |
| Andre Jones       | 9          | 19          | 27         | -8          | 0.0        | 0.0          | 0         | 9          |
| Michael Joseph    | 1          | 1           | 0          | 1           | 1.0        | 0.5          | 0         | 1          |
| Jesse Showerda    | 69         | 124         | 252        | -128        | 0.0        | 0.0          | 1         | 17         |
| <b>UNH Totals</b> | <b>402</b> | <b>1597</b> | <b>395</b> | <b>1202</b> | <b>3.0</b> | <b>120.2</b> | <b>13</b> | <b>37t</b> |
| <b>OPP Totals</b> | <b>351</b> | <b>1255</b> | <b>421</b> | <b>834</b>  | <b>2.4</b> | <b>83.4</b>  | <b>2</b>  | <b>55</b>  |

| Defensive Stats     | UT | AT | Tot | Sack | CF | FR | Int. | PD | Loss |
|---------------------|----|----|-----|------|----|----|------|----|------|
| Scott Riggs         | 61 | 33 | 94  | 3    | 0  | 0  | 0    | 2  | 7    |
| Shane McNeeley      | 60 | 23 | 83  | 3    | 1  | 0  | 1    | 1  | 3    |
| Michael Brown       | 48 | 24 | 72  | 0    | 2  | 0  | 3    | 6  | 3    |
| Brian Oliver        | 43 | 14 | 57  | 2    | 1  | 2  | 3    | 5  | 4    |
| Christian Czwallina | 28 | 19 | 47  | 4.5  | 1  | 1  | 0    | 2  | 9    |
| Atiim Bowman        | 31 | 12 | 43  | 0    | 0  | 0  | 0    | 7  | 0    |
| Rob Hubbell         | 30 | 11 | 41  | 6.5  | 0  | 0  | 1    | 2  | 3    |
| Lionel Moreno       | 27 | 13 | 40  | 4    | 3  | 0  | 1    | 4  | 4    |
| Mark Krajcir        | 18 | 16 | 34  | 4    | 0  | 1  | 0    | 0  | 2    |
| Clinton Lott        | 25 | 5  | 30  | 0    | 0  | 1  | 1    | 3  | 0    |
| Chris Creighton     | 23 | 7  | 30  | 0    | 0  | 0  | 2    | 5  | 0    |
| Chris Powanda       | 17 | 12 | 29  | 5.5  | 1  | 0  | 0    | 3  | 5    |
| Ian Leffler         | 10 | 8  | 18  | 0    | 0  | 0  | 0    | 2  | 0    |
| Ron Jensen          | 8  | 9  | 17  | 0.5  | 0  | 0  | 0    | 0  | 0    |
| James Triplett      | 7  | 8  | 15  | 0    | 0  | 3  | 0    | 1  | 1    |

| Score By Quarters | 1  | 2  | 3  | 4  | Total      |
|-------------------|----|----|----|----|------------|
| Opponents         | 29 | 47 | 24 | 29 | 129 (12.9) |
| UNH               | 71 | 97 | 67 | 76 | 311 (31.1) |

| Results To Date | Date  | Opponent                                 | W-L | Score | Attend. |
|-----------------|-------|--|-----|-------|---------|
|                 | 9/2   | Bloomsburg University                    | W   | 27-20 | 1,527   |
|                 | 9/9   | Kutztown University                      | W   | 28-19 | 1,490   |
|                 | 9/16  | at Indiana University, Pa.               | W   | 20-19 | 5,300   |
|                 | 9/24  | Abilene Christian University             | W   | 33-7  | 2,671   |
|                 | 10/7  | at West Chester University               | T   | 36-36 | 1,432   |
|                 | 10/14 | at Virginia Union University             | W   | 36-9  | 1,110   |
|                 | 10/20 | at Southern Connecticut State University | W   | 24-6  | 1,373   |
|                 | 10/28 | Knoxville College                        | W   | 50-0  | 1,274   |
|                 | 11/4  | Bowie State University                   | W   | 34-0  | 1,451   |
|                 | 11/11 | at American International College        | W   | 23-13 | 677     |

# 1995 Edinboro University Regular Season Football Statistics

|                      | EU    | OPP  |                         | EU     | OPP    |
|----------------------|-------|------|-------------------------|--------|--------|
| First Downs Rushing  | 116   | 74   | Yards Per Game-Pass     | 157.4  | 148.2  |
| First Downs Passing  | 65    | 68   | Total Plays             | 688    | 643    |
| First Downs Penalty  | 9     | 17   | Total Offense-Yards     | 3940   | 2469   |
| Total First Downs    | 190   | 159  | Total Offense-Game      | 394.0  | 246.9  |
| Yards Gained Rushing | 2569  | 1441 | Number of Punts         | 46     | 63     |
| Yards Lost Rushing   | 203   | 454  | Yards Punted            | 459    | 791    |
| Net Yards Rushing    | 2366  | 987  | Punting Average         | 31.9   | 34.5   |
| Number of Rushes     | 466   | 356  | Punts Blocked By        | 0      | 0      |
| Yards Per Rush       | 5.1   | 2.8  | Fumbles/Lost            | 13/8   | 30/15  |
| Yards Per Game-Rush  | 236.6 | 98.7 | Third Down Conversions  | 46/123 | 40/143 |
| Net Yards Passing    | 1574  | 1482 | Fourth Down Conversions | 11/21  | 10/25  |
| Yards Per Completion | 14.0  | 12.8 |                         |        |        |

| Passing           | Att.       | Comp.      | Pct.        | Yds.         | Int.      | TD        |
|-------------------|------------|------------|-------------|--------------|-----------|-----------|
| Chris Hart        | 222        | 112        | 50.4        | 1,574        | 15        | 13        |
| Bryan Smetanka    | 1          | 0          | .000        | 0            | 0         | 0         |
| <b>EU Totals</b>  | <b>223</b> | <b>112</b> | <b>50.4</b> | <b>1,574</b> | <b>15</b> | <b>13</b> |
| <b>OPP Totals</b> | <b>287</b> | <b>115</b> | <b>40.0</b> | <b>1,482</b> | <b>16</b> | <b>8</b>  |

| Receiving         | No.        | Yds.         | Avg.        | No/Gm       | TD        | Lg.        |
|-------------------|------------|--------------|-------------|-------------|-----------|------------|
| Gilbert Grantlin  | 37         | 684          | 18.5        | 3.7         | 8         | 60         |
| Quentin Ware-Bey  | 21         | 281          | 13.4        | 2.1         | 0         | 34         |
| Tony Brinson      | 17         | 200          | 11.8        | 1.7         | 2         | 31         |
| Todd Henne        | 15         | 115          | 7.7         | 1.5         | 1         | 13         |
| Terry Roberts     | 11         | 164          | 14.9        | 1.1         | 0         | 50         |
| Gerald Thompson   | 7          | 97           | 13.9        | 0.1         | 1         | 75t        |
| John Sabo         | 3          | 29           | 9.7         | 0.1         | 1         | 12         |
| Derek Clark       | 1          | 4            | 4.0         | 0.1         | 0         | 4          |
| <b>EU Totals</b>  | <b>112</b> | <b>1,574</b> | <b>14.1</b> | <b>11.2</b> | <b>13</b> | <b>75t</b> |
| <b>OPP Totals</b> | <b>115</b> | <b>1,482</b> | <b>12.8</b> | <b>11.5</b> | <b>8</b>  | <b>43</b>  |

| Rushing           | Att.       | Gain         | Loss       | Net          | Avg.       | YPG          | TD        | Lg         |
|-------------------|------------|--------------|------------|--------------|------------|--------------|-----------|------------|
| Gerlad Thompson   | 205        | 1,222        | 31         | 1,191        | 5.8        | 119.1        | 9         | 73         |
| Tony Brinson      | 130        | 656          | 34         | 622          | 4.8        | 62.2         | 7         | 45         |
| B.J. Harrison     | 64         | 360          | 24         | 336          | 5.3        | 33.6         | 3         | 46         |
| Marc Brown        | 22         | 154          | 11         | 143          | 6.5        | 17.9         | 2         | 50t        |
| Joe Evans         | 7          | 32           | 0          | 32           | 4.6        | 4.0          | 1         | 13         |
| Gilbert Grantlin  | 4          | 33           | 1          | 32           | 8.0        | 3.2          | 1         | 22t        |
| Chris Hart        | 28         | 101          | 83         | 18           | 0.6        | 1.8          | 1         | 24         |
| Deric Mitchell    | 1          | 6            | 0          | 6            | 6.0        | 1.0          | 0         | 6          |
| Kevin Klemm       | 1          | 5            | 0          | 5            | 5.0        | 0.8          | 0         | 5          |
| Bryan Smetanka    | 4          | 0            | 19         | -19          | ---        | ---          | 0         | ---        |
| <b>EU Totals</b>  | <b>466</b> | <b>2,569</b> | <b>203</b> | <b>2,366</b> | <b>5.1</b> | <b>236.6</b> | <b>24</b> | <b>73</b>  |
| <b>OPP Totals</b> | <b>356</b> | <b>1,441</b> | <b>454</b> | <b>987</b>   | <b>2.8</b> | <b>98.7</b>  | <b>9</b>  | <b>70t</b> |

| Defensive Stats   | UT | AT | Tot | Sack | CF | FR | Int. | PD | Loss |
|-------------------|----|----|-----|------|----|----|------|----|------|
| Michael Sims      | 47 | 41 | 88  | 1    | 0  | 0  | 5    | 6  | 8    |
| Pat Schuster      | 50 | 30 | 80  | 13   | 6  | 4  | 0    | 5  | 12   |
| Ron Allen         | 48 | 28 | 76  | 0    | 1  | 0  | 4    | 10 | 3    |
| Emery Martin      | 33 | 37 | 70  | 1    | 1  | 1  | 0    | 4  | 5    |
| Bryan Lambert     | 38 | 26 | 64  | 7    | 4  | 1  | 0    | 0  | 8    |
| Brian Decker      | 32 | 18 | 50  | 1    | 1  | 0  | 1    | 4  | 1    |
| Jeff Traversy     | 24 | 22 | 46  | 7    | 1  | 1  | 0    | 4  | 4    |
| Matt Gentile      | 23 | 21 | 44  | 0    | 1  | 3  | 0    | 1  | 5    |
| David Sadler      | 28 | 16 | 44  | 0    | 1  | 1  | 1    | 5  | 0    |
| Jerry Roberts     | 16 | 20 | 36  | 0    | 1  | 1  | 0    | 2  | 2    |
| Marty Williams    | 24 | 11 | 35  | 0    | 1  | 0  | 1    | 12 | 1    |
| Keith Cushenberry | 16 | 14 | 30  | 0    | 0  | 0  | 2    | 7  | 2    |
| Jermaine Carswell | 15 | 8  | 23  | 0    | 1  | 0  | 0    | 7  | 1    |
| Al Bass           | 10 | 11 | 21  | 1    | 0  | 0  | 1    | 0  | 2    |
| Jesse Hannan      | 12 | 12 | 24  | 0    | 1  | 2  | 0    | 1  | 1    |
| Anthony Oaks      | 11 | 12 | 23  | 0    | 1  | 0  | 1    | 1  | 1    |

| Score By Quarters | 1  | 2   | 3  | 4  | Total      |
|-------------------|----|-----|----|----|------------|
| Opponents         | 24 | 20  | 50 | 34 | 128 (12.8) |
| Edinboro          | 51 | 115 | 75 | 63 | 304 (30.4) |

| Results To Date | Date  | Opponent                        | W-L | Score |
|-----------------|-------|---------------------------------|-----|-------|
|                 | 9/2   | Hillsdale University            | W   | 21-14 |
|                 | 9/9   | at Appalachian State University | L   | 7-44  |
|                 | 9/16  | at Portland State University    | W   | 26-7  |
|                 | 9/30  | Lock Haven University           | W   | 52-12 |
|                 | 10/7  | at Shippensburg University      | W   | 40-7  |
|                 | 10/14 | California University of Pa.    | W   | 31-7  |
|                 | 10/21 | at Slippery Rock University     | W   | 22-13 |
|                 | 10/28 | Indiana University of Pa.       | W   | 35-18 |
|                 | 11/4  | Mansfield University            | W   | 42-0  |
|                 | 11/11 | at Clarion University           | W   | 28-6  |

# 1995 Edinboro University Football Roster

| No. | Player        | Cl. | Pos. | Ht.  | Wt. | High School    | Hometown         |
|-----|---------------|-----|------|------|-----|----------------|------------------|
| 10  | Ron Allen     | Jr. | DB   | 6-1  | 177 | Chaney         | Youngstown, Ohio |
| 65  | Jason Antolik | Fr. | DE   | 6-3  | 228 | Woodland Hills | Pittsburg, Pa.   |
| 27  | Mike Andersen | Fr. | DB   | 5-10 | 155 | Harborcreek    | Harborcreek, Pa. |
| 19  | Rick Angood   | Fr. | K    | 5-10 | 175 | Coudersport    | Coudersport, Pa. |
| 25  | Joe Banta     | So. | DB   | 5-10 | 180 | Fort LeBeour   | Waterford, Pa.   |
| 66  | Chris Barney  | Sr. | OL   | 6-3  | 270 | Salamanca      | Salamanca, N.Y.  |
| 64  | Matt Barrett  | Sr. |      |      |     |                |                  |



# 1995 University of New Haven Football Roster

| No. | Player              | Cl. | Pos. | Ht.  | Wt. | High School     | Hometown             |
|-----|---------------------|-----|------|------|-----|-----------------|----------------------|
| 8   | Gene Adair          | Sr. | K    | 6-2  | 185 | Orange Coast    | Mercer Island, Wash. |
| 99  | Michael Barmore     | Jr. | DL   | 6-3  | 240 | Bloomsburg      | Wayne, Pa.           |
| 1   | Bobby Barnette      | Sr. | WR   | 5-9  | 165 | Bridgeton       | Nashua, N.H.         |
| 34  | Jerry Boggs         | Jr. | RB   | 5-10 | 205 | McMahon         | Norwalk, Conn.       |
| 47  | Mike Boothroyd      | Fr. | DB   | 5-11 | 185 | Tolland         | Tolland, Conn.       |
| 15  | Michael Bortone     | Jr. | QB   | 6-3  | 210 | Maine Cent.     | Watertown, Mass.     |
| 23  | Atiim Bowman        | Jr. | DB   | 5-8  | 170 | W. Wilson       | Camden, N.J.         |
| 45  | Jamall Bowman       | Fr. | LB   | 6-0  | 205 | Sayreville      | Sayreville, N.J.     |
| 3   | Michael Brown       | Sr. | DB   | 6-0  | 190 | Lafayette       | Brooklyn, N.Y.       |
| 91  | Andy Buchsbaum      | Fr. | DL   | 6-1  | 215 | Notre Dame      | Bridgeport, Conn.    |
| 48  | Rocco Casullo       | Fr. | LB   | 5-11 | 210 | Cicero          | North Syracuse, N.Y. |
| 18  | John Cerra          | So. | K    | 5-10 | 155 | McMahon         | Norwalk, Conn.       |
| 74  | David Cisto         | Fr. | OL   | 6-2  | 250 | Ansonia         | Ansonia, Conn.       |
| 27  | Michael Clark       | Fr. | WR   | 5-10 | 175 | Milford Acad.   | Sayreville, N.J.     |
| 4   | Robert Clark        | Jr. | TE   | 5-10 | 220 | Ansonia         | Ansonia, Conn.       |
| 32  | David Cockrell      | So. | RB   | 6-0  | 170 | Dewitt          | DeWitt, N.Y.         |
| 12  | Chris Creighton     | Sr. | DB   | 6-1  | 185 | Abe Lincoln     | Brooklyn, N.Y.       |
| 55  | Christian Czwallina | Fr. | LB   | 6-3  | 240 |                 | Berlin, Germany      |
| 25  | Antwuan Dance       | Fr. | LB/S | 6-2  | 195 | Abraham         | Roselle, N.J.        |
| 67  | Ron DeVincenzo      | Sr. | OL   | 6-2  | 270 | Mohannesen      | Schenectady, N.Y.    |
| 75  | Mario Didino        | So. | OL   | 6-4  | 330 | Milford Acad.   | Providence, R.I.     |
| 60  | Agunda Dockery      | Fr. | DL   | 6-0  | 240 | McMahon         | Norwalk, Conn.       |
| 35  | Manny Dominguez     | So. | TE   | 6-1  | 215 | Notre Dame      | Bridgeport, Conn.    |
| 13  | Lidz Eugene         | So. | LB   | 6-0  | 190 | N. Rockland     | N. Rockland, N.Y.    |
| 87  | Diallo Freeman      | Fr. | WR   | 6-2  | 190 | South Shore     | Brooklyn, N.Y.       |
| 86  | Aaron Gagnon        | Jr. | WR   | 5-11 | 190 | Spaulding       | Rochester, N.Y.      |
| 98  | Pat Gibson          | Sr. | DL   | 6-2  | 230 | Sacred Heart    | Waterbury, Conn.     |
| 28  | John Guerrera       | Jr. | DB   | 5-9  | 175 | Roman Cath.     | Philadelphia, Pa.    |
| 79  | Vin Guzman          | So. | OT   | 6-4  | 300 | G. Washington   | New York, N.Y.       |
| 62  | Josh Havelka        | So. | OL   | 6-3  | 265 | Greenwich       | Greenwich, Conn.     |
| 26  | Donald Highsmith    | So. | RB   | 6-0  | 180 | Middletown      | Middletown, Conn.    |
| 97  | Rob Hubbell         | Sr. | DT   | 6-2  | 280 | Pemberton       | Pemberton, N.J.      |
| 17  | Otis Jackson        | So. | DB   | 5-9  | 170 | Roxbury         | Roxbury, Mass.       |
| 33  | Robert Jean-Pierre  | Jr. | DB   | 6-0  | 185 | Spring Valley   | Spring Valley, N.Y.  |
| 10  | Ron Jenkins         | Sr. | RB   | 6-0  | 185 | JF Kennedy      | New York, N.Y.       |
| 30  | Ron Jensen          | So. | LB   | 6-1  | 225 | Pemberton       | Browns Mills, N.J.   |
| 52  | Wayne Johnson       | Fr. | LB   | 6-2  | 180 | St. Mary's      | Rutherford, N.J.     |
| 68  | Michael Johnstone   | Jr. | OL   | 6-3  | 260 | East Islip      | East Islip, N.Y.     |
| 7   | Andre Jones         | Jr. | QB   | 6-2  | 190 | Contra Costa    | Hercules, Calif.     |
| 41  | Shawn Jones         | Fr. | DB   | 5-9  | 180 | E. Hartford     | Hartford, Conn.      |
| 24  | Michael Joseph      | So. | RB   | 6-2  | 225 | Spring Valley   | Spring Valley, N.Y.  |
| 84  | James Justice       | Jr. | DB   | 6-0  | 180 | Norwich Free    | Norwich, Conn.       |
| 50  | Mike Kinik          | So. | LB   | 5-9  | 185 | Notre Dame      | Bridgeport, Conn.    |
| 56  | Mark Krajcir        | Jr. | DL   | 6-2  | 225 | Panther Valley  | Summit Hill, Pa.     |
| 20  | Ian Leffler         | So. | DB   | 5-10 | 185 | St. Joseph      | New Milford, N.J.    |
| 6   | Clinton Lott        | Jr. | DB   | 5-10 | 175 | Delran          | Delran, N.J.         |
| 94  | Matt Machalik       | So. | DE   | 6-1  | 210 | Panther Valley  | Summit Hill, Pa.     |
| 43  | Paul Mangione       | Jr. | DB   | 5-10 | 180 | Farmingdale     | N. Massapequa, N.Y.  |
| 95  | Marshall Maxwell    | Jr. | DL   | 6-3  | 250 | Hoosac Valley   | Adams, Mass.         |
| 80  | Chuck Mazzarone     | Fr. | WR   | 5-9  | 175 | Bergen Cath.    | Franklin Lakes, N.J. |
| 21  | Shane McNeeley      | So. | LB   | 5-11 | 220 | Bridgton Acad.  | Arlington, Mass.     |
| 36  | Dave Menard         | So. | RB   | 6-2  | 235 |                 | Boston, Mass.        |
| 46  | Lionel Moreno       | Fr. | LB/S | 6-1  | 190 | Col. of Sequios | Visalia, Calif.      |
| 77  | Yohan Moulton       | Jr. | OL   | 6-4  | 330 | Nassau CC       | Bronx, N.Y.          |
| 2   | Brian Oliver        | Jr. | DB   | 6-2  | 205 | White Plains    | White Plains, N.Y.   |
| 16  | Brandon Pasquale    | Jr. | QB   | 6-2  | 190 | Moorhead St.    | Norrisville, Pa.     |
| 96  | Frank Patella       | So. | DL   | 6-1  | 250 | Johnson         | Clark, N.J.          |
| 65  | Michael Perryman    | So. | OL   | 6-4  | 335 | Boston English  | Boston, Mass.        |
| 39  | Chris Powanda       | So. | DE   | 6-3  | 210 | Bridgeton       | Arlington, Mass.     |
| 38  | Eric Price          | Fr. | RB   | 5-9  | 175 | Pemberton       | Pemberton, N.J.      |
| 59  | Chuck Reale         | Jr. | DL   | 6-0  | 215 | Holy Spirit     | Abesecon, N.J.       |
| 88  | Al Rhoden           | So. | WR   | 6-1  | 180 | Nashua          | E. Stroudsburg, Pa.  |
| 5   | Scott Riggs         | Sr. | LB   | 6-3  | 240 | Shenendahowa    | Clifton Park, N.J.   |
| 72  | John Sadler         | So. | OL   | 6-3  | 330 | Greenwich       | Greenwich, Conn.     |
| 71  | Dave Sampson        | So. | OL   | 6-1  | 260 | Abington        | Abington, Mass.      |
| 85  | Brian Schock        | So. | WR   | 6-0  | 170 | Counsel Rock    | Wash. Crossing, Pa.  |
| 81  | Tyrone Seabrooks    | Jr. | WR   | 6-4  | 210 | Hudson Vall.    | Schnectady, N.Y.     |
| 78  | Tim Shea            | Jr. | OL   | 6-4  | 310 | U Rhode Isl.    | Waterbury, Conn.     |
| 19  | Jesse Showerda      | Jr. | QB   | 6-0  | 180 | Platt           | Meriden, Conn.       |
| 11  | Ron Sirolli         | Jr. | LB   | 6-0  | 210 | St. Joseph      | Hammonton, N.J.      |
| 90  | Graig Soldra        | So. | DL   | 6-4  | 280 | Worcester       | Ansonia, Conn.       |
| 82  | Joe Sporkin         | Sr. | WR   | 6-3  | 205 | Atlantic City   | Ventnor, N.J.        |
| 31  | Mark Sterious       | So. | LB   | 6-0  | 190 | OJ Roberts      | Chester Springs, Pa. |
| 14  | Lamont Sutton       | Jr. | DB   | 6-1  | 185 | Hamden          | Hamden, Conn.        |
| 37  | Bentley Thomas      | So. | LB   | 6-2  | 225 | Rockville       | Rockville, Conn.     |
| 51  | Joe Tout            | Fr. | OL   | 6-2  | 250 | Panther Valley  | Nesquehoning, Pa.    |
| 9   | James Triplett      | Sr. | DB   | 5-10 | 210 | Maine Central   | Claymont, Del.       |
| 73  | Brandon Updegraff   | Jr. | OL   | 6-2  | 300 | Contra Costa    | El Sobrante, Calif.  |
| 29  | Al-Rahim Williams   | So. | WR   | 6-0  | 175 | Albany          | Albany, N.Y.         |
| 89  | William Woods       | So. | TE   | 6-2  | 215 | Bridgeton       | Peabody, Mass.       |

**Good Luck Chargers  
In The NCAA Playoffs!**



WORKING FOR STUDENTS WHO WORK FOR US.  
**UPS DELIVERS EDUCATION**  
1-800-222-8333

**Best Wishes  
Chargers**



**From  
Paul Bowman '79**

*GO  
CHARGERS!*



The  
**UNH**  
Bookstore:



**Congratulations  
UNH**



**From  
Ned Bowman '81**



## The University Of New Haven

When you step onto the UNH campus, one of the first things you'll notice is its diversity. Our students, who come from throughout the U.S. as well as more than 50 foreign countries, are from urban, suburban and rural locales. We offer a wide range of quality academic programs. And our distinguished faculty represent many years of experience both in the classroom and in business. At UNH, you'll be able to meet your educational goals as well as learn from your fellow students.

Founded in 1920 in New Haven, the university has a history of continuous growth and development. Initially offering only associate degrees in three areas of study, we've grown into a major coeducational, independent university with undergraduate and graduate degree programs in nearly 100 areas of study.

Five of our six schools - Arts & Sciences; Business; Engineering; Hotel, Restaurant & Tourism Administration; Public Safety and Professional Studies - offer more than 90 undergraduate degree programs. The Graduate School, our sixth school, offers a variety of graduate level programs including a doctoral in management systems.

The School of Arts & Sciences includes the Arts, English, Communications, History, Political Science, Mathematics, Natural Sciences and Social Sciences. The School of Business encompasses students with interests in Accounting, Business Administration, Communications and Marketing, Economics and Finance, International Business and Public Management. The school also includes the Management of Sports Industries major.

The School of Engineering includes programs for Chemistry, Chemical Engineering, Civil & Environmental Engineering, Computer Science, Electrical & Computer Engineering, Industrial Engineering, Materials Technology and Mechanical Engineering. The School of Hotel, Restaurant & Tourism Administration prepares students in General Dietetics, Hotel & Restaurant Management as well as Tourism & Travel Administration.

More than 90 percent of UNH's full-time faculty hold terminal degrees - usually Ph.Ds, the highest available in their specialties. Many also have backgrounds as working professionals and bring practical experience to the classroom. With only 1,500 full-time day undergraduate students, you will be a name rather than a number at UNH. The average class size is 20, giving professors and students an excellent chance to interact. No course has more than 70 students and only a handful have more than 40.

Every college tells you "college is what you make it" because it is true. Getting involved in student government, athletics, social clubs or residence hall council activities, not only makes your academic experience more interesting and enjoyable, but also expands leadership capabilities and provides sound, practical experience for life after college. Clubs and organizations, which reflect and respond to student interests, are active at the university and are open to all students.

The Day Student Government is the major student coordinating group for most campus activities and the principal liaison between our

students and administration. Activities include Parents' Day which starts things off in the Fall. Homecoming Weekend - for both current students and alumni - features a pep rally, football game, tailgate parties, banner and float contests and music for all ages. May Day, held each Spring, is a highlight of the student activities year. Clubs offer students an opportunity to meet fellow students in a social setting. Clubs include the Accounting Club, the American Society of Civil, Industrial or Mechanical Engineers, Fine & Performing Arts Society, Fire Science Club, International Student Association and several fraternities and sororities.

When you feel the need for a change from the campus setting, you can head for the city of New Haven, just 10 minutes from UNH. Dubbed the "Gateway to New England", New Haven is a deep harbor seaport, a major art center and a manufacturing center. It's also a college town - UNH is one of seven colleges in the immediate vicinity.

One of New Haven's biggest assets is its active cultural community with live performances at the Shubert and Palace Theaters and at the Long Wharf and Yale Repertory Theatres. Music in New Haven ranges from internationally known jazz personalities to the New Haven Symphony. You'll find concerts at the Coliseum featuring rock and soul groups, and performances by local bands at area clubs. For professional sports enthusiasts, the professional teams of Hartford, New York and Boston are just a few hours away.

Leisure activities abound. Choose from outdoor concerts or indoor tennis, whitewater canoeing, windsurfing or stock car racing. It's all near UNH. Our campus is minutes away from miles of Connecticut beaches. Cape Cod is only a two-hour drive. There's easy access to downhill and cross country skiing at upstate ski areas.

The University of New Haven athletic program has established itself as one of the finest Division II programs in the nation. In 1992-93 alone, the football, volleyball and baseball teams advanced to their respective NCAA tournament while five teams were nationally ranked throughout the season.

The athletic department fields teams in baseball, men's and women's basketball, cross country, football, men's lacrosse, men's soccer, softball, women's tennis, track and field as well as women's volleyball. Women's soccer just finished its first season of competition this year after spending 1992 as a club. Almost every team has earned a Division II Top 20 ranking over the past three years.

The North Campus is the site for all New Haven varsity home games. Robert B. Dodds Stadium is the home of the Charger football, soccer and lacrosse teams while Frank Vieira Field is the place for baseball action. The basketball teams play their home games in the Charger Gymnasium as does the volleyball team. The softball squad also has its own field within the complex.

The University of New Haven offers students a slice of New England and a taste of city life. Students enjoy a highly-diversified campus which includes academic and social activities throughout the year. Whatever your taste, the University of New Haven will suit and meet your needs.



## Edinboro University of Pennsylvania



### HISTORY

- ✓ Founded in 1857 as a private academy
- ✓ Previously named Edinboro Academy, Edinboro Normal School, Edinboro State Teachers College, and Edinboro State College
- ✓ The second normal school established in Pennsylvania and the twelfth in the U.S.
- ✓ Became Edinboro University of Pennsylvania on July 1, 1983 with the formation of the Pennsylvania State System of Higher Education

### LOCATION

- ✓ Located in the resort town of Edinboro, Pennsylvania
- ✓ Just 15 miles south of Erie and 100 miles from Pittsburgh, Cleveland, and Buffalo
- ✓ Easily accessible from interstates 90 and 79

### SPECIAL PROGRAMS

- ✓ The nation's third largest educational program for the physically disabled including services for the hearing impaired, the visually impaired, and the learning disabled

- ✓ International education program for the exchange of faculty and students
- ✓ Honors program for academically gifted students
- ✓ Internships and field experiences which integrate academic pursuits with on-site "real world" work situations and personal relationships

### FACILITIES

- ✓ Forty-two buildings on a 585-acre wooded campus with a five-acre lake
- ✓ Day, evening and weekend classes at the 27-acre Porreco Extension Center in nearby Erie, Pa.
- ✓ Seven-story library with more than 430,000 bound volumes and 1,200,000 microform units, on-line public access catalog, on-line and CD-ROM searching systems, public access catalog for the visually impaired, and interlibrary loan service.
- ✓ Eight on-campus residence halls
- ✓ Planetarium, modern science labs, solar observatory, robotics laboratory, TV studio, radio station, and center for the performing arts
- ✓ Reading clinic, speech and hearing clinic, math clinic, parent-child development center, and computer lab for children

- ✓ Five powerful mini-computer systems, more than 725 personal computers, 300 terminals, and 11 computer labs with current hardware and software
- ✓ Recreational facilities, life skills center, and nurse's station for students with disabilities
- ✓ Campus is nearly 100% wheelchair accessible
- ✓ A newly-remodeled University Center with an indoor running track, saunas and whirlpools, weight room, racquetball and handball courts, full-service bookstore and dining areas, bowling lanes, and an aerobics room
- ✓ Tennis courts, football stadium, weight rooms, all-weather track, and olympic-size pool with diving tank

### ATHLETICS

- ✓ Men's baseball, basketball, cross country, football, golf, swimming, tennis, track, and wrestling
- ✓ Women's basketball, cross country, softball, swimming, tennis, track, and volleyball
- ✓ The Fighting Scots compete in the Pennsylvania Conference and the National Collegiate Athletic Association, Division I and II







# 1995 NATIONAL COLLEGIATE DIVISION II FOOTBALL CHAMPIONSHIP

**First Round**  
November 18  
On Campus

**Quarterfinals**  
November 25  
On Campus

**Semifinals**  
December 2  
On Campus

**Final**  
December 9  
On Campus

