

EDINBORO UNIVERSITY OF PENNSYLVANIA



1995 FOOTBALL

The Hollman Era Continues 1988-1995

52-22-2 Overall Record (5-4-1, 8-3, 9-3,
7-4, 8-2-1, 8-3, 7-3)

Four Trips to the NCAA II Playoffs

31-9-2 Pennsylvania State Athletic
Conference Western Division

1994 – #17 – Final NCAA II

1993 – #14 – Final NCAA II
NCAA II Field of 16

Pre-Season – #2 Football Digest

1992 – #15 – Final NCAA II
NCAA II Field of 16

1991 – #20 – Final NCAA II

1990 – #11 – Final NCAA II
NCAA II Field of 16
and Quarterfinalist

1989 – #7 – Final NCAA II
NCAA II Field of 16

Edinboro All-Americans 1988-94 (38 AAs named to 34 different teams)

1988

Associated Press – Honorable Mention
Elbert Cole, RB; **Michael Willis**, FS

1989

Elbert Cole, RB – Division II Player of the Year
Award, Harlon Hill (third place)
Kodak (first team), *Football Gazette* (second team)
Associated Press (third team)

Ernest Priester, WR – Associated Press (third
team), *Football Gazette* (third team)

Joe Brooks, OL – *Football Gazette* (second team)

Football Gazette – Honorable Mention
Harold Galupi, QB; **Michael Willis**, FS;
Ron Hainsey, OL; **Chip Conrad**, DT

1990

Ernest Priester, WR – Division II Player of the
Year Award, Harlon Hill (runner up)
Kodak (first team), Associated Press (first team),
Football Gazette (first team)
PSAC West Co-Player of the Year,
Free Agent Signee Denver Broncos

Curtis Rose, OL – Associated Press (first team),
Football Gazette (first team)

Football Gazette – Honorable Mention
Lester Frye, RB; **Jeff Jacobs**, DL

1991

Curtis Rose, OL – Associated Press (second
team), *Football Gazette* (first team)
Free Agent Signee Miami Dolphins

EDINBORO UNIVERSITY of Pennsylvania

1995 FOOTBALL GUIDE

A proud member of the State System of Higher Education

Memo to the Media

Edinboro University's 1995 football guide has been designed to assist members of the media in the coverage of Fighting Scot Football. Press releases, photographs and statistics will be made available for your use throughout the season. Pre-game football material (rosters, starters, statistics and records) will be available for your use throughout the season. Pre-game football material (rosters, starters, statistics and records) will be available in the press box, and play-by-play, halftime and final statistics will be provided for each home game. If additional information is desired, please contact the Sports Information Office, Shawn Ahearn, coordinator, Edinboro University, Edinboro, Pa. 16444. Office phone (814) 732-2811, press box phone (814) 732-2808 or fax (814) 732-2596.

Guide Editor: Todd V. Jay

Staff Credits: Will Adair, Shawn Ahearn

Photo Credits: Bob Wheeler,
Dave Medvec

Follow Fighting Scot football on WFSE Radio, 3000 watts 88.9 – the radio voice of Edinboro University.

Edinboro University is committed to a policy of equal opportunity for all in every aspect of its operations. The University has pledged not to discriminate on the basis of race, sex, color, age, religion, national origin, disability, organizational affiliation, affectional or sexual preference, and marital status. This policy extends to all educational, service, and employment programs of the University.

Flip to it Fast

The Hollman Era	Inside Front and Back Covers
Edinboro University	2
President Foster F. Diebold	3
Athletic Director Jody Mooradian	4
Head Coach Tom Hollman	5
Assistant Coaches	6-7
Scot Success in the Classroom	8
1995 Preview – Reloading or Rebuilding?	9
1995 Roster	10
1995 Returning All-Americans	11
Player Profiles	12-15
1994 Season in Review	16-19
1994 Honors and Accomplishments	19
1994 Individual and Team Stats	20
The Pennsylvania Conference – 1994 All-Conference Team	21
Checking the Records	22-23
Previous Games Against 1995 Foes	23-24
Scots Against Their Opponents	25
Records, Points and Percentages	25
All-Time Leaders	26
Scores From Recent History: 1957-1994	27-28
The Coaches and Their Records	28
The Record Books	29-30
NCAA II Playoff Stats	31-32
Fighting Scots 1989-1994	32
PSAC Football Records	33-34
Athletic Directory	35
Media Outlets	35
PSAC and State System of Higher Education	36

Follow the Fighting Scots!

Edinboro University of Pennsylvania



HISTORY

- ✓ Founded in 1857 as a private academy
- ✓ Previously named Edinboro Academy, Edinboro Normal School, Edinboro State Teachers College, and Edinboro State College
- ✓ The second normal school established in Pennsylvania and the twelfth in the U.S.
- ✓ Became Edinboro University of Pennsylvania on July 1, 1983 with the formation of the Pennsylvania State System of Higher Education

LOCATION

- ✓ Located in the resort town of Edinboro, Pennsylvania
- ✓ Just 15 miles south of Erie and 100 miles from Pittsburgh, Cleveland, and Buffalo
- ✓ Easily accessible from interstates 90 and 79

SPECIAL PROGRAMS

- ✓ The nation's third largest educational program for the physically disabled including services for the hearing impaired, the visually impaired, and the learning disabled

- ✓ International education program for the exchange of faculty and students
- ✓ Honors program for academically gifted students
- ✓ Internships and field experiences which integrate academic pursuits with on-site "real world" work situations and personal relationships


FACILITIES

- ✓ Forty-two buildings on a 585-acre wooded campus with a five-acre lake
- ✓ Day, evening and weekend classes at the 27-acre Porreco Extension Center in nearby Erie, Pa.
- ✓ Seven-story library with more than 430,000 bound volumes and 1,200,000 microform units, on-line public access catalog, on-line and CD-ROM searching systems, public access catalog for the visually impaired, and interlibrary loan service.
- ✓ Eight on-campus residence halls
- ✓ Planetarium, modern science labs, solar observatory, robotics laboratory, TV studio, radio station, and center for the performing arts
- ✓ Reading clinic, speech and hearing clinic, math clinic, parent-child development center, and computer lab for children

- ✓ Five powerful mini-computer systems, more than 725 personal computers, 300 terminals, and 11 computer labs with current hardware and software
- ✓ Recreational facilities, life skills center, and nurse's station for students with disabilities
- ✓ Campus is nearly 100% wheelchair accessible
- ✓ A newly-remodeled University Center with an indoor running track, saunas and whirlpools, weight room, racquetball and handball courts, full-service bookstore and dining areas, bowling lanes, and an aerobics room
- ✓ Tennis courts, football stadium, weight rooms, all-weather track, and olympic-size pool with diving tank

ATHLETICS

- ✓ Men's baseball, basketball, cross country, football, golf, swimming, tennis, track, and wrestling
- ✓ Women's basketball, cross country, softball, swimming, tennis, track, and volleyball
- ✓ The Fighting Scots compete in the Pennsylvania Conference and the National Collegiate Athletic Association, Division I and II



President Foster F. Diebold

Now in the final year of his presidency, Foster F. Diebold will retire in the summer of 1996 after having served Edinboro University of Pennsylvania, the State System of Higher Education and the people of Pennsylvania for 17 years as the 14th chief executive officer of the institution of higher learning that has come to acclaim under his leadership as one of Pennsylvania's and the nation's finest. Only one other chief executive, Joseph Cooper, who was principal of the then Edinboro State Normal School for 29 years between 1863 and 1892, has served a longer term of office than President Diebold.

Much has been accomplished during President Diebold's tenure. He has brought a vigorous educational and moral leadership, a strengthening of the spirit of community, a clear sense of mission and purpose, and a new dimension of multiculturalism and diversity. The University has returned to and maintained financial health. Academic programs have been emphasized and improved, with more than 100 degree programs now offered. A renewed commitment to teacher education came with his establishment of the Center for Excellence in Teaching. Significant facilities and grounds improvements have been achieved, with several of the historic campus structures restored to their original splendor, a student union expansion completed, and an Alumni House constructed. Enrollment gains have been unprecedented in both numbers and academic quality. International linkage agreements with 15 educational institutions and organizations in four countries have positioned Edinboro University as a leader in international education both in the U.S. and abroad. And Edinboro University's program for students with disabilities, one of the first in the nation, continues to enjoy wide recognition as one of the finest at any college or university in the country.


The Orange, New Jersey, native is a graduate of Monmouth College and

also holds a master of arts in educational administration from Seton Hall University. He has met coursework requirements for a doctorate in education at Rutgers University and is currently completing the dissertation requirement for the Ph.D. program in higher education at the University of Pittsburgh.

Prior to his presidency of Edinboro University, President Diebold was president of the University of Alaska from 1977 to 1979. Before that, he was executive secretary to the Board of Regents and special assistant to the president of the University of Alaska Statewide System. From 1969 to 1976, he was director of Development and Planning at Kean College in New Jersey and a member of the graduate faculty at that institution; and from 1965 to 1969, he was assistant superintendent of the Neptune Township (New Jersey) Public Schools.

Recognized for his extensive experience in the field of education management, President Diebold's scholarly achievements in the discipline of applied ethics in higher education deserve special mention. The model statement he authored for the American Association of State Colleges and Universities, "Ethical Practices for College Presidents," was unanimously adopted by that professional organization and published as policy for the chief executives of its nearly 400 member institutions nationwide. It is the first formally adopted ethical practices and policy statement for higher education presidents.

President Diebold has been honored by the Government of Pakistan with the awarding of the degree of Doctor of Laws (*honoris causa*), presented at the Government House in the City of Karachi. The ceremony was attended by the presidents of the several Pakistani universities holding linkage agreements with Edinboro University, as well as many high-ranking officials of the Government




Foster F. Diebold

of Pakistan and U.S. diplomatic officials.

A staunch advocate of a statewide system of public universities in Pennsylvania, President Diebold supported the enabling legislation for the State System of Higher Education (Act 188 of 1982) and saw the State System come to existence in 1983 as a member of the transition team. He currently serves on the System's Executive Council of Presidents and on the boards of the Pennsylvania Academy for the Profession of Teaching, the Pennsylvania State Athletic Conference, and the Dixon University Center at Harrisburg.

President Diebold's stature in American higher education has been recognized by several high-level appointments. He was named to the National Committee on U.S.-China Relations, the leading national organization devoted to building constructive relationships between the two countries. He was also appointed to the Leadership Council of the Northeast-Midwest Institute, a regional component of the Center for Regional Policy, and to the Pennsylvania Humanities Council, the private, non-profit group promoting statewide public understanding of the humanities.

Athletic Director Jody Mooradian



Jody Mooradian

Jody Mooradian begins her second year as athletic director at Edinboro University of Pennsylvania. She joined the Edinboro staff in August of 1993 as associate athletic director and senior women's administrator for the Fighting Scots before being named athletic director a year ago.

A New Hampshire native, Mooradian earned a bachelor's degree in political science at the University of New Hampshire in 1981, a master's in public administration at the University of Delaware, and a doctorate at the Delaware Law School. She served as a New Hampshire state representative for District 4 from 1980-82 and is a member of the New Hampshire and Pennsylvania bar associations.

Before dedicating herself to a career in intercollegiate athletics, Mooradian served five years as a practicing attorney. She handled all aspects of insurance litigation for Devine, Millimet and Branch of Manchester, New Hampshire, for nearly two years after serving as in-house counsel for the CIGNA Insurance Company from 1987 to 1991.

In 1993, Mooradian completed an administrative internship with the athletic department at the University of California in Los Angeles. While there, she handled NCAA compliance and eligibility matters and worked with tutorial services budgets and Title IX evaluations. She performed similar duties in her first position at Edinboro where she assumed responsibility for financial aid for Edinboro's more than 300 student athletes. She was also responsible for scheduling and administering Edinboro University's intercollegiate athletic events, as well as the University's outstanding summer camp program, and overseeing compliance for NCAA Division I and Division II sports programs.

In her current position, she is responsible for overseeing the daily operation of the Fighting Scots' 16-sport intercollegiate athletics program, including the supervision of a staff of more than 40 professionals and an annual budget of \$1.5 million. She is director of all home, conference and NCAA athletic events and oversees NCAA and PSAC compliance and eligibility matters, financial aid, and scheduling for all athletes.

As athletic director, Mooradian provides leadership for the Fighting Scots athletic department and is a key figure on the campus and within the Pennsylvania Conference. A member of the President's Cabinet, she has been named chairperson of the Gender Equity Committee and was recently appointed to the PSAC Executive Committee.

Her father, Andy Mooradian, was athletic director at the University of New Hampshire for 22 years.

Head Coach Tom Hollman

In January 1988, Edinboro University hired Tom Hollman, Athens, Ohio, as its eleventh head football coach in the school's history. Hollman came to Edinboro from Ohio University, where he was the defensive coordinator.

Hollman, beginning his eighth year, has the Scot program back in the national spotlight. At Edinboro, he has earned 52 wins against just 22 losses and two ties and owns an impressive 31-9-2 slate against the PSAC Western Division. Throughout his seven year career at Edinboro, he has never had a losing season. In addition, he has coached two Harlon Hill Award finalists, and the schools career leaders in passing, rushing, receiving and interceptions. The Scots have advanced to post-season play four of the past six years.

In 1989, he was named the top coach in the East Region by the National Football Coaches Association and also tabbed the top coach in the PSAC West. In 1990, he guided the Scots to their first-ever NCAA II playoff win as Edinboro routed Virginia Union and advanced to the national quarterfinals.

"As a coach, I have been fortunate to coach at many different levels, from high school to Division I. The Division II level here at Edinboro is very appealing to me in relation to my career goals. It is a great feeling to be a head coach at this level."

Hollman's educational background begins with a high school diploma from Memorial High School in St. Mary's, Ohio, followed by his undergraduate degree in education from Ohio Northern University in 1968. Three years later Hollman received his master of science degree in education from Xavier University in Cincinnati, Ohio.

While at Ohio Northern, Hollman was a three-year starter for the

football team and a two-year performer as a defensive back and offensive end during his junior and senior years. He holds the school record with 13 career interceptions and earned All-American and All-District honors during the 1966 and 1967 seasons. Hollman also lettered in baseball for three years during his stay at Ohio Northern.

A chronological look at Hollman's coaching career begins in 1968 as an assistant coach at Sidney High School in Sidney, Ohio. From there, Hollman moved on to Greenville High School in Ohio where he became head coach from 1971-73. His Greenville squads posted an impressive 26-2-2 mark during his three-year stay.


Hollman then moved on to Fremont Ross High School as head coach for the 1974 and 1975 seasons, where his squad recorded 15 wins against three setbacks and two ties. Fremont was the Buckeye Conference champ in 1974, unbeaten at 9-0-1.

In 1976, Hollman moved on to the collegiate ranks where he was the defensive coordinator for his alma mater at Ohio Northern University.

The following year, Hollman accepted the head coach position at Wooster College (OH) and guided his squad to the best four-year record in the school history (24-11-1).

In 1981, Hollman took an assistant coaching spot with Ball State University which he held through the 1984 campaign. Then, beginning in 1985 Hollman held the defensive coordinator position at Ohio University.

Tom resides in Edinboro with his wife, Kandi, and four children, Mari, Jon, Tim and Denise.



Tom Hollman

At Edinboro University

1988
5-4-1

1989
8-3
NCAA Playoffs
Final Ranking: #7

1990
9-3
NCAA Playoffs
Final Ranking: #11

1991
7-4
Final Ranking: #20


1992
8-2-1
NCAA Playoffs
Final Ranking: #15

1993
8-3
NCAA Playoffs
Final Ranking: #14

1994
7-3
Final Ranking: #17

52-22-2
31-9-2 PSAC West

Assistant Coaches



Scott Browning – Offensive Line


Starting his 10th season at the Boro, Scott has coached running backs and the defensive backfield in year's past and now enters his second season directing the offensive line. Under his guidance a year ago, the Scots' front line cleared the way for over 450 yards of total offense per game and conference best 250 yards per game rushing. In his many capacities, he has guided the fortunes of All-Americans Steve Russell, Michael Willis, Wade Smith, Georj Lewis, Mike Barnes, Elbert Cole and Jeremy O'Day.

Scott came to Edinboro from Ohio State University, where he coached receivers and running backs. Prior to his start at OSU, Browning coached at Worthington and Dayton-Fairview high schools in Ohio, from 1979-81. Then, as a

graduate assistant, he coached the defensive secondary at New Mexico State in 1982.

In 1983, he mentored the receivers at Idaho State University which advanced to the Division I-AA playoffs.

Browning earned a master's degree in education administration from New Mexico State in 1983, and a BS in education from Ohio State in 1981. Earlier, before transferring to OSU, Scott attended Capital University where he played football for one season. Browning was a four-year letterman in four sports at Loudonville High School (OH) prior to his collegiate days. Scott is married to the former Lynn Hook, and has a son, Andrew Scott. The Brownings reside in Edinboro.




Dan Gierlak – Linebackers

Dan Gierlak enters his ninth season as a full-time coach, shifting his responsibilities from coaching the running backs to linebacker coach. He was formerly the head women's softball coach for the Scots and led the squad to the PSAC playoffs in 1990.

Gierlak came to the 'Boro from Thiel College (Pa.) where he coached the defensive secondary for the 1984 season. Dan, a starter and three-year letterwinner for the Plaid in the secondary, moved on to the semi-pro ranks with the Chicago Cowboys. During his short stint with the Cowboys, Gierlak's squad gained national championship honors in 1984 and run-

ner up nationally in the 1985 season. Gierlak brings both playing and coaching experience to the staff, giving the Scot players an added plus on the offensive side of the ball. As backfield coach, he has guided former Harlon Hill finalist Elbert Cole and Boro All-Americans Lester Frye and Larry Jackson.

Originally from Buffalo, New York, Dan graduated from Edinboro with a degree in health and physical education. He and his wife, the former Amy Adams, four-year-old daughter, Alexandria Alicia, and two-year-old son, Daniel "Joey" Jr., reside in Edinboro.



Nicklaus Cronk – Defensive Line

In only his second year as defensive line coach, Cronk has already made an immediate impact. Last season he headed two defensive end standouts in Bryan Lambert and Pat Schuster. Lambert was a second team All-PSAC performer, while Schuster earned recognition as a first-team selection, and as an All-American. Before coming to Edinboro, Cronk served as the former position coach for tight ends at Indiana University. He spent two seasons with the Hoosiers, both of them as a graduate assistant to head coach Bill Mallory. His first season in Bloomington, Cronk spent time assisting the defensive coordinator with the linebackers, and he

also helped in the recruiting duties. While at IU, he graduated with a master's degree in physical education administration. Prior to joining the staff at Indiana, Cronk was an assistant coach at Carroll Consolidated High School, handling the special teams and defensive ends.

Cronk spent his playing days at Wabash College, where he was an honorable mention performer in the Indiana College Athletic Conference, and captained the 1991 league championship squad. He graduated from Wabash with a bachelor of arts degree in political science. He and his wife, Karla, reside in Edinboro.


Tony Elliott – Defensive Coordinator/Secondary

Tony Elliott, a defensive back with the Green Bay Packers from 1986-88, enters his second season coaching the Fighting Scots, and first year as the Boro's defensive coordinator. Last season, Elliott was responsible for mentoring PSAC-West first team selection Steve Russell and second-team choices Marty Williams and Keith Cushenberry.

Elliott came to Edinboro from Wayne State (Michigan), where he served as the defensive coordinator and secondary coach in '93. He started at WSU in 1992 as defensive coordinator and linebacker

coach. He began his coaching career at Alma College in 1990-91, before coaching at Grand Valley University in 1991-92. His main duties at those two schools were recruiting and teaching on the defensive side of the ball.

Elliott is a graduate of Central Michigan University where he majored in sports studies with a minor concentration in interpersonal communications. He was a four-year letterman for the Chippewas of CMU. Originally from Detroit, Elliott played at Finney High School from 1979-82 where he was an All-State performer.




Mike Nelson – Wide Receivers

Mike Nelson joins the Fighting Scot staff in his first full-time position as an assistant coach. He will be responsible for coaching the wide receivers.

Nelson enters the Division II coaching ranks after serving as a graduate assistant under head coach Bill Mallory of Indiana University. While at Indiana, Nelson earned a bachelor's degree in kinesiology in 1992, followed by a master's degree in college student personnel administration in 1994. With the Hoosiers, he was responsible for working

with the defensive backfield, linemen and linebackers. Furthermore, he coordinated IU's video program and assisted with recruiting. He has also served as an intern in the Indiana University athletic director's office.

His coaching experience also includes a position as assistant at Bloomington High School South, his alma mater, where he helped in coaching the defensive backs, wide receivers and special teams.



Vince Skillings – Running Backs


Vince Skillings, a sixth round draft pick of the Dallas Cowboys in 1980, joins the Fighting Scots' staff for his first season of collegiate coaching. He will be responsible for mentoring the running backs.

Skillings was an outstanding wide receiver at Ohio State, earning honors as a three-time All-Big Ten first team selection from 1978-80. At OSU, Skillings earned a bachelor's degree in communications in 1982. While he was with the Buckeyes, Skillings played on three straight Big Ten Championship teams from 1977-79, and was named All-American in 1979. In addition to his football accolades, Skillings was an accomplished track per-

former in high school, being distinguished as a state champion in the 440 yard dash.


After his release from the Cowboys in 1980, Skillings spent time in training camp with the Buffalo Bills in 1981, and then played two seasons with the Montreal Alouettes of the Canadian Football League. He also served in the armed forces as a U.S. Army Battalion Signal officer.

Prior to his appointment at Edinboro, Skillings served as an assistant football coach at his high school alma mater, Derry Area Senior High.




Scot Success in the Classroom


Progression of the student-athlete has always been a priority for Coach Tom Hollman and his staff. This past year, the tradition of success on the field and in the classroom continued for the Fighting Scot football program. A pair of starters, tight end Todd Henne and safety Rick Walker, not only had quality years on the gridiron for the Scots but were recognized as national scholar-athletes by *College Football Preview* magazine. The pair were also honored as top student-athletes by the Pennsylvania State Athletic Conference and Edinboro University. Both students currently own cumulative grade point marks of better than 3.5. In 1994, Henne earned PSAC-West second team all star honors for his 15 catches for 158 yards and a pair of scores while Walker recorded 39 tackles, 20 solo, in just six games due to a shoulder injury.



Todd Henne



Rick Walker



Coach Doug Watts addresses the audience at the Student-Athlete Recognition Banquet honoring students with 3.0 cumulative grade point average.

College Football Preview Academic All-Americans

- 1991 – Georj Lewis, DB, Connellsville, PA/Connellsville High School
Sean Seibert, QB, Painesville, OH/Thomas W. Harvey High School
- 1992 – Brian Heebsh, TE, Tiffin, OH/Tiffin High School
Sean Seibert
- 1993 – Dave Ashton, WR, Erie, PA/Strong Vincent High School
Scott Mikowicz, TE, Cattaraugus, NY/Cattaraugus High School
- 1994 – Todd Henne, TE, Louisville, OH/Louisville High School
Rick Walker, FS, Homestead, PA/Steel Valley High School

1994-95 Scots with Cumulative QPA of 3.0+

- Matthew Barrett, DT, Greensburg, PA/Greensburg Central High School
- Alexander Bass, DT, Durham, NC/Jordan High School
- Matt Brown, DE, Chagrin Falls, OH/Walsh Jesuit High School
- Derek Clark, PK/WR, Dubois, PA/Dubois High School
- Jesse Hannan, DE, Brackenridge, PA/Highlands High School
- Chris Hart, QB, Allison Park, PA/Hampton High School
- Todd Henne
- Dean Schmaltz, DB, Sagamore Hills, OH/Nordonia
- Rick Walker
- Eric Zechman, OL, Centerville, OH/Centerville

1995 Spring 3.0 Club

- Matt Brown
- Todd Henne
- Eric Zechman
- Derek Clark
- Dean Schmaltz
- Rick Walker
- Chris Hart
- Matt Barrett
- Mike Culver, TE, Harmony, PA/Seneca Valley High School
- Jesse Hannan
- Alexander Bass
- Jesse Trevino, OL, Del Rio, TX/Del Rio
- Jeff Grecek, DL, Johnstown, PA/Conemaugh Valley
- Tom Lavis, OL, Seward, PA/Laurel Valley
- Chadd Wallick, OL, Dover, OH/Dover



L-R: Dr. Philip Kerstetter, dean of education; Jody Mooradian, athletic director; Richard Morley, vice president for financial operations and administration; and Dr. John Fleischer, provost and vice president for academic and student affairs.

1995 Preview – Reloading or Rebuilding?

Replacing players each year is a challenge – but replacing greatness is another. Gone from a season ago is the school's all-time leading rusher, passer and interception leader.

Whether 1995 turns into a season of reloading or rebuilding remains a mystery but it is likely the program's foundation and well-deserved reputation will have the Scot program back in the limelight again this fall.

Entering his eighth season directing the Boro fortunes, head coach Tom Hollman returns 14 starters and 33 lettermen to a squad that posted a 7-3 mark a year ago. In '94, the Scots earned a #17 ranking at season's end marking the sixth consecutive season Edinboro had finished among the nation's top 20. Since '91, the Plaid has earned two trips to the NCAA II championship field of 16 and posted an impressive 30-12-1 overall record.

The task at hand in '95 will be filling the shoes of record-setting All-Americans Larry Jackson, Jody Dickerson and Steve Russell. What makes this season even more of challenge is the Boro must look for replacements while playing, arguably, the toughest schedule in school history. Difficult from the beginning, the Scots open with a home contest against Hillsdale, Division II's winningest program. The 10-game ledger also features non-conference road games at Division I-AA Appalachian State and Division II power Portland State, while the Boro's crossover home game from the Pennsylvania State Athletic Conference (PSAC) Eastern Division is vastly improved Mansfield. The divisional slate consists of home games against Lock Haven, California and IUP whereas the Boro treks to Shippenburg, Slippery Rock and Clarion. A strong road team the past three regular seasons (12-2-1), the Scots successes in '95 will again be based on their abilities to continue winning away from Sox Harrison Stadium.

A Breakdown of Personnel

Skill Positions

Traditionally a strength for the team has turned into the biggest question mark for '95. With the departure of Jackson and Dickerson, the Scots lose over 12,000 yards of total offense. Simply stated, the Boro's success offensively will parallel the progression of junior quarterback Chris Hart. A backup the past two seasons, Hart has played in 16 games, completing 38% of his passes for 112 yards, one score and one interception. The running back spot is solid with the return of Tony Brinson (221 yards, 2 TDs) and the addition of highly-touted Gerald Thompson. Look for the Scots to rely heavily on the running game to assist Hart's development. The wideout spot is open with the departure of big-play man Lateef Walters. Terry Roberts, who has averaged nearly 27 yards per catch the past two years, must step up in '95.

Offensive Line

If who is throwing, running or catching the ball is a question, then the foundation for '95 will be the return of the entire offensive line from a year ago. All-American tackle Jeremy O'Day is outstanding and will team with center Det Betti, guards Chad Wallick and Chris Barney and tackle Tom Lavis to secure the attack. Jesse Trevino also has plenty of game experience from a year ago. Tight end Todd Henne (15 receptions, 158 yards, 2 TDs) was named second team PSAC-West a year ago and returns as the squad's top pass catcher. John Sabo (6, 53, 1 td) is also solid.

Defensive Line

Another crew which returns intact is the defensive front. All-American end Pat Schuster (65 tackles, 10 sacks) is closing in on the school's all-time sack record. Last season, Schuster registered 22 total tackles behind the line for -103 yards. All conference end Bryan Lambert (73 stops, 7 sacks) also returns along with tackles

Matt Gentile (46 tackles) and Al Bass (32, 2 recoveries). Rich Jones (21 stops, 6 games) is also back while junior college transfer Jeff Traversy should step in and have an immediate impact.

Linebackers

All conference performer Michael Sims returns to anchor the second line of defense. Sims led the squad with 124 total tackles a year ago including 85 solo hits. He was in on four tackles for loss and intercepted one pass. With the departure of All-American Michael Edwards, the Scots may face a void here. Jerry Roberts, who recorded 16 hits in a reserve role a year ago, may be the one to step up. Emery Martin (9 stops, 3 games) and transfer Vanroy Williams (6-2, 235) could also play major roles for the Scots.

Secondary

Gone is All-American Steve Russell, the team's all-time interception leader but three other starters, with plenty of big-game experience return. Both cornerbacks, Marty Williams and Keith Cushenberry, earned second team all-west selections in '94. Williams was fourth on the squad with 68 stops including four tackles for loss, one interception and six deflections. Cushenberry registered 36 tackles and was second on the team with two picks. Rick Walker, a part-time starter through his career, is looking to recover from last year's shoulder injury. He contributed 39 hits in just six games in '94.

Specialties


The Boro faces two holes to fill with the graduation of veteran placekicker Scott Rupert and the departure of Eric Wagner. In addition, with the graduation of Russell and Walters, the Scots must find replacements to return kicks and punts.

1995 Roster

No.	Name	Pos.	Ht.	Wt.	Yr.	Hometown	High School
10	Allen, Ron	DB	6-1	175	Jr.	Youngstown, OH	Chaney
25	Banta, Joe	DB	5-10	190	So.	Waterford, PA	Fort LeBeouf
66	Barney, Chris	OL	6-3	275	Jr.	Salamanca, NY	Salamanca
64	Barrett, Matt	DL	5-11	245	Sr.	Greensburg, PA	Greensburg Central
95	Bass, Al	DL	6-2	280	Sr.	Durham, NC	Jordan
	Beatly, Aaron	RB	6-0	230	So.	Pittsburgh, PA	Woodlawn
77	Betti, Det	OL	6-3	260	Sr.	Brockport, NY	Albion
9	Boykin, Rodney	WR	5-9	165	So.	Durham, NC	C.E. Jordan
33	Brinson, Tony	RB	6-0	185	Jr.	Pittsburgh, PA	Langley
	Broadwater, Keith	DB	5-10	185	So.	Elizabeth, PA	Lower Dauphin
58	Brown, Matt	DL	6-1	222	Sr.	Chagrin Falls, OH	Walsh Jesuit
16	Carswell, Jermaine	DB	6-2	171	Jr.	Pittsburgh, PA	Penn Hills
19	Clark, Derek	PK	5-11	170	Jr.	Dubois, PA	Dubois
	Croyle, Ryan	DE	6-3	245	So.	Johnstown, PA	Conemaugh Township
85	Culver, Mike	TE	6-3	218	Sr.	Pittsburgh, PA	Seneca Valley
24	Cushenberry, Keith	DB	5-10	180	Jr.	Washington, PA	Washington
	Figgs, Jeff	OL	6-3	280	Jr.	Snow Hill, MD	Snow Hill
52	Gentile, Matt	DL	6-1	260	Sr.	Greenville, PA	Reynolds
	Grantlin, Gilbert	WR	6-1	182	Jr.	Belle Glade, FL	Belle Glade
60	Grecek, Jeff	DL	6-3	245	So.	Johnstown, PA	Conemaugh Valley
	Greenough, Greg	OL	6-2	265	So.	Sheridan, NY	Forestville Central
18	Haines, Donald	QB	6-2	226	So.	Tire Hill, PA	Conemaugh Township
91	Hannan, Jesse	DE	6-2	210	Jr.	Brackenridge, PA	Highlands
15	Hart, Chris	QB	6-2	190	Jr.	Allison Park, PA	Hampton
87	Henne, Todd	TE	6-3	222	Sr.	Louisville, OH	Louisville
70	Jones, Rich	DT	6-4	310	Sr.	Wexford, PA	North Allegheny
45	Lambert, Bryan	LB	6-1	220	Sr.	Logan, OH	Logan
71	Lavis, Tom	OL	6-7	270	Sr.	Seward, PA	Laurel Valley
31	Martin, Emery	LB	6-2	225	So.	Painesville, OH	Thomas W. Harvey
	Mosley, Mark	RB	6-1	215	So.	Lincoln University, PA	Oxford
69	Murray, Brian	DE	5-11	224	So.	Titusville, PA	Titusville
59	Oaks, Anthony	DL	6-2	230	Sr.	Harrisburg, PA	Susquehanna
76	O'Day, Jeremy	OL	6-3	280	Sr.	Lockport, NY	Lockport
99	Roberts, Jason	DE	5-11	200	So.	Titusville, PA	Titusville
40	Roberts, Jerry	LB	6-2	220	Jr.	Erie, PA	Tech
88	Roberts, Terry	WR	6-2	195	Jr.	Erie, PA	Tech
89	Sabo, John	TE	6-3	220	Jr.	Uniontown, PA	Laurel Highlands
90	Sauppee, Ryan	LB	6-4	207	So.	Reading, PA	Central Catholic
46	Schmaltz, Dean	DB	5-9	195	Jr.	Sagamore Hills, OH	Nordonia
38	Schuster, Pat	DE	6-2	225	Sr.	Bradford, PA	Bradford
48	Sims, Michael	LB	6-2	220	Sr.	Wilksburg, PA	Wilksburg
	Stewart, Maolo	DB	6-2	195	Jr.	Erie, PA	Tech
84	Thompson, Rob	TE	6-3	215	Sr.	Pittsburgh, PA	North Allegheny
75	Traversy, Jeff	DL	6-6	275	Jr.	Nepean, ONT	Woodroffe
62	Trevino, Jesse	OL	6-2	294	Jr.	Del Rio, TX	Del Rio
72	Wallick, Chadd	OL	6-3	260	Sr.	Dover, OH	Dover
80	Ware-Bey, Quentin	WR	6-0	170	So.	Cleveland, OH	Shaw
73	Wendl, Jesse	OL	6-1	255	Jr.	Chagrin Falls, OH	Kenston
4	Williams, Marty	DB	5-10	175	Sr.	Cleveland, OH	Shaw
56	Zechman, Eric	OL	6-3	270	Sr.	Centerville, OH	Centerville
	Zeke, Rob	LB	6-1	215	So.	Euclid, OH	Euclid

1995 Returning All-Americans

Jeremy O'Day




Senior – Offensive Tackle – #76

6-3, 280, Lockport, NY/Lockport High School

- ✓ Combines tremendous strength and agility as an outstanding blocker against the run and pass
- ✓ 1995 preseason All-American by *The Sporting News*
- ✓ Anchors an offensive line which paved the way for 450+ yards per game last season
- ✓ Did not yield a sack last season in 10 games
- ✓ 1994 *Football Gazette* honorable mention All-American
- ✓ Opened holes for All-American running back Larry Jackson in '94 – Division II's second leading rusher
- ✓ Has graded out at 85% or better the past two seasons as a starter
- ✓ First team choice by Pennsylvania State Athletic Conference Western Division and CoSida All-Northeast Region teams last year

Pat Schuster




Senior – Defensive End – #38


6-2, 225, Bradford, PA/Bradford High School

- ✓ A strong bull-rushing end who has proven ability to penetrate opposing backfields
- ✓ Second team 1994 *Football Gazette* All-American
- ✓ Registered 10 sacks last season for -66 yards and 12 additional tackles for loss for -37 yards
- ✓ Needs only four sacks to break Edinboro's all-time mark of 25.5, standing since 1984
- ✓ 1995 preseason first team selection by Bob Griese's College Football Yearbook and C.M. Frank
- ✓ First team All-Northeast Region selection last season
- ✓ Unanimous selection by the conference coaches as a PSAC-West first team member
- ✓ Third team All-American by Associated Press and CoSida
- ✓ Led the team in sacks in both '93 and '94

Player Profiles




Ron Allen




Chris Barney

Ron Allen, Jr., DB, 6-1, 175, Youngstown, OH, Chaney . . . part-time starter for the Scots in '94 . . . racked up 48 tackles, second most among defensive backs, while playing in every game last season . . . added four break-ups, one interception, one FF, one FR . . . posted career-high 10 tackles, two PB vs. Lock Haven last year . . . seven stops, one FF, one interception vs. American International in '94 . . . looks to be a full-time starter this season.

Chris Barney, Sr., OL, 6-3, 275, Salamanca, NY, Salamanca . . . earned valuable game experience as a starter at the guard position last season . . . helped clear the way for over 4,500 yards of total offense in '94 . . . one of five starting returners on solid Boro front . . . blocked for nation's leading rusher for much of last season . . . provided time for two-time PSAC first team QB Jody Dickerson.




Al Bass



Det Betti

Al Bass, Sr., DL, 6-2, 280, Durham, NC, Jordan . . . full-time starter for the Boro last year . . . plugged the middle as a defensive tackle . . . accumulated 32 tackles, two FR, one int., and one PB last year . . . registered five tackles and a fumble recovery in win over Slippery Rock in '94 . . . will return as one of four starters on the defensive line.

Det Betti, Sr., OL, 6-3, 270, Brockport, NY, Albion . . . looking to become one of two three-year starters on the offensive front . . . versatile lineman who has started as both a guard and center . . . returns as a team captain from a year ago . . . blocked for three skill-position All-Americans, including first team tailback Larry Jackson . . . started all 10 games at center last year . . . possibility of moving back to guard again this season.




Tony Brinson




Matt Brown

Tony Brinson, Jr., RB, 6-0, 185, Pittsburgh, PA, Langley . . . leading rusher among '95 returnees . . . gained 221 yards and two scores on 45 attempts a season ago . . . provided a quality back-up to Larry Jackson, Division II's second leading rusher in '94 . . . slashing runner who picks his holes well . . . seven carries, career high 96 yards and a TD against American International last season . . . looking to crack the starting line-up this season at the tailback slot.

Matt Brown, Sr., 6-1, 222, Chagrin Falls, OH, Walsh Jesuit . . . played in nine games for the Scots in '94 . . . provides quality depth to a defensive line that returns all of their starters . . . collected nine tackles last season as a back-up and on special teams . . . recognized as one of the top student-athletes on the squad . . . will vie for more playing time this year.



Keith Cushenberry




Matt Gentile


Keith Cushenberry, Jr., DB, 5-10, 180, Washington, PA, Washington . . . second team PSAC-West choice at cornerback position last season following his first as a starter . . . two interceptions was second best on team last year, best among returnees . . . 37 tackles in '94, including 24 solos . . . also defensed six passes . . . five tackles, one interception, and one PB against Clarion last year.

Matt Gentile, Sr., DL, 6-1, 260, Greenville, PA, Reynolds . . . won a starting position as a defensive tackle last season . . . '94 statistics: 46 hits, two sacks (-18), five TFL (-5), one PB . . . helps solidify the defensive front as a returning starter . . . posted six tackles, one for loss in win over Hillsdale last season.

Chris Hart, Jr., QB, 6-2, 190, Allison Park, PA, Hampton . . . the favorite to take over the Boro's signal calling duties this fall . . . was a strong #2 QB for the Scots last season . . . started vs. Mansfield last season, marking first time anyone other than Edinboro career passing leader Jody Dickerson started a game in four years . . . completed seven passes for 94 yards in limited action a season ago . . . responsible for placeholding duties last year.




Chris Hart




Jesse Hannan

Jesse Hannan, Jr., DE, 6-2, 210, Brackenridge, PA, Highlands . . . began to show potential in '94, playing in seven games for the Scots . . . season highlight was a 49-yard fumble recovery returned for a touchdown vs. California . . . registered four tackles and one sack (-12) last year . . . experienced back-up who adds depth behind two All-PSAC defensive ends.

Todd Henne, Sr., TE, 6-3, 220, Louisville, OH, Louisville . . . will become a two-year starter, and three-year letterwinner this season . . . snared 15 passes for 158 yards, and two touchdowns last year . . . named to PSAC second team offense in '94 . . . College Football Preview scholar-athlete a season ago . . . "Touchdown Todd" has grabbed 22 passes, six of them for scores in his two seasons as a starter . . . three catches for 48 yards and a touchdown vs. American International last year.




Todd Henne




Bryan Lambert

Bryan Lambert, Sr., LB, 6-1, 218, Logan, OH, Logan . . . made outstanding transition from linebacker to defensive end last year . . . garnered PSAC-West second team honors . . . posted 73 stops (third on team), seven sacks (-43), four TFL (-8), one FF, one PB, and one blocked FG in '94 . . . six tackles, two sacks (-12), one TFL (-2), one PB, and one FF vs. American International . . . 10 tackles, one sack (-6) in win over nationally ranked Hillsdale . . . career: 144 TT (79 solo), seven sacks (-43), nine TFL (-14), four PB and two FF.

Tom Lavis, Sr., OL, 6-7, 270, Seward, PA, Laurel Valley . . . returns as a starting tackle from last season . . . played a vital role in the Boro's 450+ yards/gm last year . . . fifth year senior who will be among team leaders on the offensive front . . . led the way for 10 straight 100+ yard rushing games for All-American tailback Larry Jackson in '94.




Tom Lavis




Jeremy O'Day

Jeremy O'Day, Sr., OL, 6-3, 280, Lockport, NY, Lockport . . . 1994 All-American by Football Gazette . . . will become a three-year starter for the Scots in '95 . . . paved the way for Division II's 11th best rushing offense last season . . . 1995 preseason All-American by The Sporting News . . . graded out at 85% or better as a 10 game starter a season ago . . . first team PSAC-West . . . the cog of the offensive line from his left tackle spot.

Jerry Roberts, Jr., LB, 6-2, 220, Erie, PA, Tech . . . played in all 10 games last year as a linebacker and on special teams . . . converted to linebacker spot after playing running back as a freshman . . . posted 16 tackles, including 10 solos last season . . . has great chance of becoming a starter this season . . . possesses great strength and speed attributes for the outside backer position.




Jerry Roberts




Terry Roberts

Terry Roberts, Jr., WR, 6-2, 195, Erie, PA, Tech . . . played in nine games, and earned spot starts for the Scots last year . . . grabbed five passes for 68 yards . . . returns as the Boro's most experienced receiver this season . . . snared four aerials for 168 yards and two scores as a freshman . . . his 15-yard special teams interception return for a TD vs. Slippery Rock provided the turning point in an exciting Scot comeback victory last year.

Player Profiles




John Sabo




Pat Schuster

John Sabo, Jr., TE, 6-3, 220, Uniontown, PA, Laurel Highlands . . . played in all 10 games last year on special teams and in a two tight end set . . . likely to be used in the same fashion this year . . . hauled in six passes for 53 yards and a score during a breakthrough season . . . size and speed allow for excellent blocking capability . . . two catches for 17 yards and a score in win over Elizabeth City.

Pat Schuster, Sr., DE, 6-2, 230, Bradford, PA, Bradford Area . . . second team All-American by Football Gazette, third team by CoSida and Associated Press last year . . . strong bull-rushing end who has 22 career sacks for the Boro . . . needs four more to set a school standard . . . 1995 preseason All-American by C.M. Frank and Bob Griese's College Football Yearbook . . . 65 tackles, 10 sacks (-66), 12 TFL (-37), four PB and two FR in '94 . . . seven tackles, three sacks (-20) in win over Slippery Rock last year . . . will be a three year starter for the Scots . . . career numbers: 147 TT, 89 solos, 22 sacks (-124), 14 TFL (-42), seven PB, three FF, two FR, one int.




Michael Sims




Jesse Trevino

Michael Sims, Sr., LB, 6-2, 220, Pittsburgh, PA, Wilkinsburg . . . led the team in tackles with 124 in '94 from his middle linebacker position . . . second team All-PSAC West last year . . . performed remarkably as an outside backer two seasons ago . . . possesses speed and agility in pass coverage and a great nose for the football as a run stopper . . . could return to outside in '95 . . . over 10 tackles six times last season, including career-high 16 tackle games vs. Clarion and IUP . . . great potential for All-American status this year.

Jesse Trevino, Jr., OL, 6-2, 294, Del Rio, TX, Del Rio . . . saw great deal of action in '94 . . . penciled in as a starter at the beginning of the season, replacing injured guard Chadd Wallick . . . will vie for more playing time, possibly as a starter in '95 . . . adds depth to a stellar offensive line, most likely the team's greatest strength . . . massive frame makes him one of the largest guards in the conference.




Chadd Wallick



Marty Williams


Chadd Wallick, Sr., OL, 6-3, 265, Dover, OH, Dover . . . moved from a spot starter two years ago to full-time guard in '94 . . . sat out beginning of last season with a knee injury . . . experienced lineman who is a projected starter at guard again this year . . . helped tailback Larry Jackson become the first Edinboro runner to top 1,000 yds for three straight seasons.

Marty Williams, Sr., DB, 5-10, 175, Cleveland, OH, Shaw . . . earned spot on PSAC-West second team defensive squad for outstanding '94 year . . . will become a third year starter at the cornerback position . . . fourth on team, and tops in the secondary in tackles with 68 last season . . . also had four TFL (-9), six PB, one int. and one FF . . . one of the hardest hitters on team, he has forced three fumbles the past two seasons . . . 10 tackles vs. nationally ranked IUP and career-high 13 tackles, one for loss, and one break-up vs. American International in '94.




Eric Zechman


Eric Zechman, Sr., OL, 6-3, 270, Centerville, OH, Centerville . . . handled the long snapping duties the past two seasons . . . also serves as the Boro's back-up center . . . steady snaps allowed for a Boro record 43 PAT conversions in '93 . . . outstanding student athlete, carrying a 3.2+ QPA.




Matt Barrett – DL
Greensburg, PA




Rodney Boykin – WR
Durham, NC




Derek Clark – PK
DuBois, PA




Mike Culver – TE
Pittsburgh, PA




Jeff Grecek – DL
Johnstown, PA




Tory Hunt – DB
Jasper, TX




Rich Jones – DL
Wexford, PA




Emery Martin – LB
Painesville, OH




Anthony Oaks – DE
Harrisburg, PA




David Sadler – DB
Pittsburgh, PA




Gerald Thompson – RB
Woodland Hills, PA



Rob Thompson – TE
Pittsburgh, PA




Jeff Traversy – DL
Nepean, Ont.



Quentin Ware-Bey – WR
Cleveland, OH

1994 Season in Review




Edinboro 31 – Hillsdale 28

In the first ever meeting between the two teams, Edinboro jumped out to a commanding 24-6 halftime lead, and held off a late Hillsdale charge to earn victory number one.

Quarterback Jody Dickerson broke Edinboro career records for yardage, completions and attempts during the game, while completing 19 of 28 passes for a career high 334 yards. Wideout Lateef Walters also found his way into the record books, hauling in a Scot single-game best 12 passes for 229 yards and two touchdowns.

Boro fullback Chris Snyder opened the scoring on the first drive with a 10-yard touchdown run. Following a Hillsdale field goal by Mike Doherty, Dickerson hooked up with Walters on an eight-yard aerial, and kicker Scott Rupert added a 28-yard field goal giving the Scots an early 17-3 lead. The Chargers responded with another three pointer, but the Plaid struck right back when Walters made an exceptional catch in the back of the end zone just before the half.

Hillsdale was able to pull within three with 11:35 left in the fourth quarter on Todd Schulte's one-yard dive, and a two point conversion. However, Edinboro's defense tightened and Larry Jackson's 11-yard touchdown run with 3:11 left put the game out of reach.



Mansfield 31 – Edinboro 26


Despite a career high 275 yards rushing from tailback Larry Jackson, Mansfield took advantage of five Edinboro turnovers and poor red-zone offense to pull off the upset.

Chris Snyder's 29-yard touchdown put Edinboro up 7-3 early, but the Mounties struck right back. Quarterback Bryan Woodworth hit Jason Miller on scoring strikes of 62 and 41 yards respectively, as Mansfield went on top 16-7 at the end of the first quarter.

Jody Dickerson hooked up with Lateef Walters for the only score before the half, but a failed extra point try left the Scots' with a 16-13 halftime deficit.

A 38-yard run by Mountaineer running back Jason Shilala, and another Mennona field goal put Mansfield up by 12, but Jackson capped off an 80-yard drive with a seven-yard scoring run to bring the Boro within five.

But Mansfield put the nail in the coffin with 95-yard touchdown pass from Woodworth to Miller on third and eight. Edinboro scored again with only 29 seconds left, then recovered an on-side kick, but time ran out as the Scots evened their record at 1-1.



Edinboro 28 – Elizabeth City 0

In their first home game, the Scots were on a defensive mission, holding ECSU to only 59 net yards, 30 on the ground and 29 via the air. Edinboro's stifling defensive performance included 10 plays which registered negative yardage, including four sacks and six tackles for loss.

Larry Jackson, who rushed for 163 yards on 28 carries, had the only score of the first half with a seven-yard run in the second quarter. Tight end John Sabo hauled in a six-yard pass from Jody Dickerson in the third to up the Scot lead to 14-0. Fourth quarter scores included a one-yard plunge by fullback Saul Harrison, and a 41-yard pass from Dickerson to Lateef Walters. Chris Hart hit Todd Henne on a successful two-point conversion to give the Scots the final 28 point margin.

Defensive standouts included ends Pat Schuster and Bryan Lambert. Schuster had two sacks and one tackle for loss, while Lambert registered seven tackles and one sack. Linebacker Michael Sims also had seven tackles, three of them behind the line.


Edinboro 33 – Lock Haven 16

Edinboro opened up PSAC-West play on the road for the third time in four contests, as they outlasted the Bald Eagles in rain soaked Hubert Jack Stadium.

Lock Haven made the best of the mud bath first, capping a 73-yard drive with a two-yard dive by Kevin Brown. The only other touchdown of the first half occurred on an 11-yard run by the Scots' Larry Jackson, and Edinboro took a slim 12-10 lead into the locker room.

Strong safety Steve Russell, back from his first game due to an ankle injury, set the pace for the Boro in the second half by intercepting Lock Haven quarterback Bob McLaughlin on the Haven's 30-yard line. It took Edinboro only one play to hit paydirt, as wideout Corey Keyes gathered in a Jody Dickerson pass with an outstanding leaping effort for six. Dickerson teamed up with Lateef Walters just over four minutes later on a 50-yard scoring strike to give the Scots a comfortable lead.

After Brown scored again from one yard, Jackson countered with a one-yard run of his own to close out the scoring.




Edinboro 31 – Shippensburg 17

Homecoming in Edinboro was Larry Jackson's day to shine, as the senior tailback compiled 212 yards on the ground on his way to surpassing the school mark for career rushing yards, a standard which had stood for nearly 23 years.

At the beginning, it looked like a Homecoming upset might take place with the Red Raiders taking the early 14-0 lead on two touchdown passes. The first came with 3:23 remaining in the first on a Mike Carver to Mike Buglia 93-yard pass, followed by a Carver to Tom Coleman toss from 11 yards out with 8:33 left in the second. The Plaid came back quickly, however, when Jody Dickerson hit Lateef Walters on a five-yard aerial, and again with a 59-yard bomb to tie the score by halftime.

Shippensburg's Joel Yohn gave the visitors a 17-14 lead with a 47-yard field goal late in the third quarter, but the final canto belonged to the Scots. First, Jackson crossed the plain from three yards out. On the first play following the kickoff, Edinboro linebacker Michael Sims intercepted an errant Carver pass and returned it to the two-yard line. Again, it was Dickerson to Walters for the two-yard strike, the third touchdown of the day for the dynamic duo. Scott Rupert closed out the game with a 32-yard field goal to lift the Boro to 4-1.




Edinboro 67 – California 6


It took Edinboro two plays to score following a Steve Russell interception of Cal quarterback Johnny Mattress on the opening drive, and things just snowballed from there.

Larry Jackson raced through a gaping hole untouched on a 15-yard effort after the Vulcan turnover. The touchdown marked the first of four on the day for Jackson, as he scored on runs of seven, 15 and nine yards respectively, throughout the rest of the afternoon. In addition to his four scores, Jackson racked up his second straight 200+ yard effort with 219 yards.

Vidal Farr scored two more Boro touchdowns with runs of one and 12 yards in the first half. Cal's lone score came before the half, with Mattress taking it in himself from one yard away.

The second half was much of the same, with Edinboro's ground attack dominating the game. Saul Harrison scored twice in the third quarter, on a 16-yard run and a one-yard dive. In the fourth quarter, Tony Brinson scored from one-yard out, and Jesse Hannan returned a Vulcan fumble 49 yards for a touchdown to close out the scoring barrage.






Edinboro 59 – Slippery Rock 39

In quite possibly the biggest twist of fate in Edinboro football history, the Scots trailed by 16 with just over 11 minutes left in the fourth quarter, before staging an unbelievable 36-0 run to steal the game away from the Rockets.

The Plaid found themselves down 39-23 following a Lamonte Coleman two-yard plunge, but struck right back by driving 51 yards on the next series, capped off by Chris Snyder's one-yard run. Jody Dickerson hit Todd Henne for two, and the Boro trimmed the lead to eight. The Boro got another score just over two minutes later when a bad snap on the Rockets' next possession led punter Joe Professori to toss up a desperate pass attempt. The pass fell into the arms of the Scots' Terry Roberts, who raced 16 yards for six. Dickerson then hit Corey Keyes on the two-point try, tying the score at 39.

After holding the Rock one more time, Coach Tom Hollman dipped into his bag of tricks, calling a reverse-pass, which led to a Keyes to Jeff MacIntosh 31-yard gain. Larry Jackson scampered around the right end for a 19-yard score on the next play, giving the Boro their first lead of the day with 4:39 remaining.

The Boro's scoring storm was finalized with a 48-yard interception return by Steve Russell, and a four-yard run by Saul Harrison.



IUP 21 – Edinboro 7

The annual showdown between PSAC Western Division rivals pitted two of the nation's top programs at IUP's George P. Miller Stadium.


With IUP driving in the first quarter, Edinboro cornerback Keith Cushenberry intercepted a Steve Russell pass at the IUP 34-yard line. The Scots then drove the length of the field in ten plays, and capitalized when Saul Harrison muscled his way into the end zone from three yards out giving the Boro a 7-0 advantage.

But that would be the end of the Plaid's offensive output on the afternoon, as IUP's defense stymied the Boro the rest of the way. IUP tied the score on the next possession with Dennis Robinson's 10-yard run, and never looked back.

The Indians cashed in again with 2:08 left in first half, as Russell hit Taun Henderson on a nine-yard pass play putting IUP up seven at the intermission.

IUP took a two-touchdown lead when Russell called his own number from the one-yard line with just over six minutes left in the third.

Edinboro had a grand opportunity to get back into the game when Ron Allen recovered a fumbled punt at the IUP 17-yard line, but the Boro was held on fourth a short at the Indian's eight-yard line, thwarting any thoughts of a comeback.



Edinboro 65 – American International 25

Trailing 7-0 with 12 minutes left in the first quarter, Edinboro exploded for 34 straight points before the half, as Edinboro posted victory number seven.

The first half scores came via the Scots one-two backfield punch of Larry Jackson and Saul Harrison. Jackson hit paydirt from two and three yards away, while Harrison bashed his way over the plain with three and one yard runs. In between the four touchdown runs, Pat Schuster recovered a fumbled AIU snap in the end zone for his first career touchdown.

In the second half, quarterback Jody Dickerson got hot, hitting Corey Keyes on bombs of 66 and 62 yards respectively, and Todd Henne on a nine-yard toss. Keyes finished the day with five catches for 217 yards. Tony Brinson (25-yard run) and Chris Snyder (one-yard run) also helped the Scots light up the scoreboard.

Clarion 24 – Edinboro 20

Needing a victory to maintain playoff hopes, Edinboro's postseason dreams came to a halt when upset-minded Clarion played the spoiler in the season finale.


Lateef Walters, back from sitting out two games with an ankle injury, lit the lights first, hauling in a seven-yard pass from Jody Dickerson.

Clarion countered in the second quarter with a four-yard run by fullback Art Gregory to even the count at seven apiece. Edinboro was able to regain the lead by the half, as Todd Henne gathered in a nine-yarder from Dickerson.

Clarion got the next two scores in this see-saw affair, taking a 17-14 lead on a 38-yard field goal by Paul Cramer and a 18-yard touchdown pass from Craig Ray to Marlon Worthy.

Edinboro seemed to have the game in check when Larry Jackson scored his final career touchdown from nine yards out with 7:18 remaining, but Clarion would not die.

After driving the length of the field, Ray hit Worthy on an 18-yard flanker screen with 19 seconds remaining for the game's final score, ending the Boro's chance at a third straight playoff appearance.



1994 Honors and Accomplishments

NCAA DIVISION II

Total offense – 11th (450.3)
Rushing offense – 12th (250.5)
Scoring offense – 11th (36.7)
Turnover margin – 25th (+.70)

PSAC

Total offense – 1st west – 3rd overall
Rushing offense – 1st west – 1st overall
Total defense – 2nd west – 3rd overall
Scoring offense – 1st west – 1st overall
Scoring defense – 1st west – 6th overall
Turnover margin – 1st west – 3rd overall

INDIVIDUAL HONORS AND AWARDS

Larry Jackson, RB

All-American, 1st team, C.M. Frank
All-American, 2nd team, Football Gazette
All-American, 3rd team, Associated Press
All-American, 3rd team, College SID's
PSAC-West, player of the year, 1st team

Pat Schuster, DE

All-American, 2nd team, Football Gazette
All-American, 3rd team, College SID's
All-American, 3rd team, Associated Press

All-American, 3rd team, C.M. Frank
PSAC-West, 1st team

Steve Russell, SS

All-American, 2nd team, Football Gazette
All-American, honorable mention, C.M. Frank
PSAC-West, 1st team

Jeremy O'Day, OT

All-American, honorable mention, Football Gazette
All-American, honorable mention, C.M. Frank
PSAC-West, 1st team

Mike Edwards, LB

All-American, honorable mention, Football Gazette
All-American, honorable mention, C.M. Frank
PSAC-West, 1st team

Jody Dickerson, QB

All-American, honorable mention, C.M. Frank
PSAC-West, 1st team

Lateef Walters, WR

All-American, honorable mention, C.M. Frank
PSAC-West, 2nd team

Todd Henne, TE

PSAC-West, 2nd team

Bryan Lambert, DE

PSAC-West, 2nd team

Mike Sims, LB

PSAC-West, 2nd team

Marty Williams, CB

PSAC-West, 2nd team

Keith Cushenberry, CB

PSAC-West, 2nd team

EDINBORO TEAM AWARDS

Best Conditioned – Bryan Lambert
Darren Shield Award – Jeff Grecek
Special Teams MVP – Scott Rupert
Offensive MVP – Larry Jackson
Defensive MVP – Pat Schuster
PNC Bank Award – Mike Edwards
Bill Engh Award – Chris Snyder

1994 Individual and Team Stats

Rushing						
	G	ATT	YG	YL	NET	TD
Jackson, Larry	10	274	1715	55	1660	15
Brinson, Tony	9	45	229	8	221	2
Farr, Vidal	9	44	221	18	203	2
Harrison, Saul	10	35	172	0	172	7
Snyder, Chris	10	29	138	2	136	4
Dickerson, Jody	10	40	134	101	33	1
Russell, Steve	7	1	32	0	32	0
Bailey, Ferlan	1	1	29	0	29	0
Walters, Lateef	8	2	12	0	12	0
Roberts, Terry	9	1	11	0	11	0
Hart, Chris	<u>9</u>	<u>4</u>	<u>4</u>	<u>8</u>	<u>-4</u>	<u>0</u>
Total	10	476	2697	192	2505	31

Passing						
	G	ATT	C	YDS	TD	INT
Dickerson, Jody	10	210	119	1873	17	10
Hart, Chris	9	17	7	94	0	0
Keyes, Corey	<u>10</u>	<u>1</u>	<u>1</u>	<u>31</u>	<u>0</u>	<u>0</u>
Total	10	228	127	1998	17	10

Receiving					
	G	REC	YDS	C/G	TD
Walters, Lateef	8	44	778	5.5	9
Jackson, Larry	10	17	237	1.7	0
Keyes, Corey	10	16	432	1.6	3
Henne, Todd	10	15	158	1.5	2
MacIntosh, Jeff	10	8	92	.8	1
Kuhlmann, Jason	10	6	63	.6	0
Sabo, John	10	6	53	.6	1
Roberts, Terry	9	5	68	.6	0
Snyder, Chris	10	3	22	.3	0
Harrison, Saul	10	3	45	.3	0
Brinson, Tony	9	2	18	.2	1
Boykin, Rodney	<u>5</u>	<u>2</u>	<u>32</u>	<u>.4</u>	<u>0</u>
Total	10	127	1998	12.7	17

Kickoff Returns					
	G	NO	YDS	AVG	LR
Jackson, Larry	10	16	387	24.2	40
Brinson, Tony	9	5	105	21.0	27
Harrison, Saul	10	4	78	19.5	33
Benbow, Wm.	7	3	71	23.7	32
Roberts, Terry	9	3	60	20.0	25
Keyes, Corey	10	4	58	14.5	19
Russell, Steve	7	2	52	26.0	28
Sabo, John	10	3	25	8.3	13
Edwards, Mike	<u>10</u>	<u>1</u>	<u>0</u>	<u>0</u>	<u>0</u>
Total	10	41	836	20.4	40

Field Goals					
	G	FGA	FGM	PCT	LG
Rupert, Scott	10	7	5	.7	32
Wagner, Eric	<u>10</u>	<u>1</u>	<u>0</u>	<u>.0</u>	<u>0</u>
Total	10	8	5	.6	32

Punts					
	G	NO	YDS	AVG	LP
Rupert, Scott	10	21	814	38.8	65
Wagner, Eric	10	11	352	32	51
Team	<u>9</u>	<u>1</u>	<u>0</u>	<u>0</u>	<u>0</u>
Total	10	33	1166	35.3	51

Punt Returns					
	G	NO	YDS	AVG	LR
Walters, Lateef	7	8	58	7.2	19
Russell, Steve	7	2	22	11.0	16
Carswell, Jermain	10	1	18	18.0	18
Keyes, Corey	<u>9</u>	<u>6</u>	<u>17</u>	<u>2.8</u>	<u>5</u>
Total	10	17	115	6.8	17

1994 Team Stats		
	EUP	OPP
First Downs	213	174
Rushing	124	83
Passing	79	74
Penalty	10	17
Rushing Attempts	476	407
Yards Gained	2697	1959
Yards Lost	192	314
Net Yards	2505	1645
Yards Per Attempt	5.3	4.0
Passes Attempted	228	275
Passes Completed	127	144
Yards Passing	1998	1690
Yards Per Pass	8.8	6.1
Total Plays	704	682
Total Offense	4503	3335
Average Yards Per Play	6.4	4.9
Average Yards Per Game	450.3	333.5
Total Games	10	10
Penalties	78	64
Penalty Yards	750	472
Average Penalty Yards	9.6	7.4
Fumbles	25	18
Fumbles Lost	10	10
Passes Had Intercepted	10	15
Turnover Ratio	5	-5
Kickoff Returns	41	56
Kickoff Returns Yards	836	967
Kickoff Returns Average	20.4	17.3
Punts	33	52
Punt Yardage	1166	1905
Punt Average	35.3	36.6
Punt Returns	17	11
Punt Return Yards	115	72
Punt Return Average	6.8	6.5

1994 Results (7-3, 4-2 PSAC West)				
		EUP	OPP	ATT
A	Hillsdale University	31	28	2,536
A	Mansfield University	26	31	1,419
H	Elizabeth City State Univ.	28	0	2,780
A	Lock Haven University	33	16	400
H	Shippensburg University	31	17	7,355
A	California University	67	6	1,400
H	Slippery Rock University	59	39	3,730
A	IUP	7	21	9,000
H	American International Univ.	65	25	1,758
H	Clarion University	<u>20</u>	<u>24</u>	<u>3,734</u>
		367	207	34,112

The Pennsylvania Conference

1994 All-Conference Team (Western Division)

First Team – Offense

Position	Player	University
OC	Gary Dunn	California
OG	Chris Villarrial	IUP
	Brian Woodring	Slippery Rock
OT	JEREMY O'DAY	EDINBORO
	Dwaine Schultz	Shippensburg
TE	Brian Stolarick	Shippensburg
WR	Ken Cahoon	California
	* # Greg Hopkins	Slippery Rock
	Jon Spinosa	Lock Haven
QB	* JODY DICKERSON	EDINBORO
RB	* # LaMonte Coleman	Slippery Rock
	* # LARRY JACKSON	EDINBORO
	Dennis Robinson	IUP
PK	Joel Yohn	Shippensburg
RS	Marlon Worthy	Clarion

First Team – Defense

Position	Player	University
DL	Mike Callahan	IUP
	Brent Lehmann	Clarion
	Mike Marshall	IUP
	# Jeff Turnage	IUP
	# PAT SCHUSTER	EDINBORO
LB	MIKE EDWARDS	EDINBORO
	Andre Hilliard	IUP
	Sam James	Slippery Rock
	* # Omar Stewart	IUP
DB	Kim Niedbala	Clarion
	* STEVE RUSSELL	EDINBORO
	* Julius Scott	Lock Haven
	Doug Seidenstricker	Shippensburg
P	John McGhee	IUP

Second Team – Offense

Position	Player	University
OC	Chris Sledge	IUP
OG	Chris Martin	Clarion
	Dan Howard	Lock Haven
OT	Leonard Kirby	Clarion
	Kerry Yacamelli	IUP
TE	TODD HENNE	EDINBORO
WR	Taun Henderson	IUP
	LATEEF WALTERS	EDINBORO
	Marlon Worthy	Clarion
QB	Bob McLaughlin	Lock Haven
RB	Tom Coleman	Shippensburg
	Tony Todd	California
	Steve Witte	Clarion
PK	Paul Cramer	Clarion
RS	Ken Cahoon	California

Second Team – Defense

Position	Player	University
DL	Eldron Arrington	IUP
	Chris Gretz	California
	BRYAN LAMBERT	EDINBORO
	Mike Massey	Shippensburg
	Scott Vardy	Slippery Rock
LB	Brad Payne	Lock Haven
	Martin Pepe	Shippensburg
	MIKE SIMS	EDINBORO
	Clint Terza	Clarion
DB	Damien Brown	California
	KEITH CUSHENBERRY	EDINBORO
	Travis Matz	IUP
	MARTY WILLIAMS	EDINBORO
P	Eric Dauberman	Shippensburg

Athlete of the Year – **LARRY JACKSON, EDINBORO**

Rookie of the Year – Mike Carver, Shippensburg

Coach of the Year – Frank Cignetti, IUP

* Denotes First Team Selection

Denotes Unanimous Selection

Checking the Records

Individual

Longest Scoring Plays

Run from Scrimmage

99, Lester Frye vs. California, 1991

Pass

92, Tim Beacham from Steward Ayers vs. Shippensburg, 1980

Field Goal

52, Darren Weber vs. IUP, 1987

Punt Return

95, Jack McCurry vs. Shippensburg, 1971

Kickoff Return

100, Cleveland Pratt vs. Lock Haven, 1987; 100, Eric Bosley vs. West Liberty, 1984

Interception Return

102, Jack Case vs. Brockport, 1962

Fumble Return

88, Bob Cicerchi vs. Millersville, 1980

Rushing

Most Yards Gained

Game - 295, Al Raines vs. Lock Haven, 1969

1/2 Game - 218, Al Raines vs. Lock Haven, 1969

Season - 1,660, Larry Jackson, 1994

Career - 4,237, Larry Jackson, 1991-94

Leading Rushing Averages

Season - 166.0, Larry Jackson, 1994 (10 games)

Per Carry - 8.7, Al Raines, 1971

Career - 6.7, Al Raines, 1969-71

Most Carries

Game - 38, Lester Frye vs. IUP II, 1990

Season - 317, Lester Frye, 1990

Career - 717, Larry Jackson, 1991-94

Passing

Most Yards Gained

Game - 376, Scott Dodds vs. Fairmont State, 1986

Season - 2,209, Jody Dickerson, 1993

Career - 7,299, Jody Dickerson, 1991-94

Most Completions

Game - 25, Scott Dodds vs. Lock Haven, 1986

Season - 153, Scott Dodds, 1986

Career - 481, Jody Dickerson, 1991-94

Most Touchdown Passes

Game - 5, Scott Dodds vs. Fairmont State, 1986

Season - 25, Jody Dickerson, 1993

Career - 62, Jody Dickerson, 1991-94

Most Attempts

Game - 42, Tom Mackey vs. Clarion, 1968; 42, Jody Dickerson vs. New Haven, 1993

Season - 277, Jody Dickerson, 1993

Career - 911, Jody Dickerson, 1991-94

Pass Receiving

Most Yards Gained

Game - 248, Tim Beacham vs. Univ. of Buffalo, 1980 (10 rec.)

Season - 1,128, Ernest Priester, 1989

Career - 3,053, Ernest Priester, 1986-90

Most Receptions

Game - 12, Lateef Walters vs. Hillsdale, 1994

Season - 50, Wrentie Martin, 1992

Career - 147, Ernest Priester, 1986-90

Most Touchdown Receptions

Game - 3, Lateef Walters vs. Shippensburg, 1994; 3, Ernest Priester (5 times); 3, Bob Suren vs. Lock Haven, 1986; 3, Eric Bosley vs. Buffalo State, 1983; 3, Mike Romeo vs. Eureka, 1971; 3, Tim Beacham vs. Univ. of Buffalo, 1980

Season - 16, Ernest Priester, 1989

Career - 35, Ernest Priester, 1986-90

Total Offense

Most Yards Gained

Game - 358, Scott Dodds vs. Fairmont State, 1986

Season - 2,295, Jody Dickerson, 1993

Career - 7,674, Jody Dickerson, 1991-94

Most Plays

Game - 48, Tom Mackey vs. Clarion, 1968

Season - 342, Blair Hrovat, 1983

Career - 1,245, Jody Dickerson, 1991-94

Punting

Highest Average

Game - 46.4, Frank Berzansky vs. Clarion, 1971 (5 punts)

Season - 41.9, Mike Raynard, 1987 (48)

Career - 38.5, Dan Fiegl, 1975-77

Longest - 82, Kevin Conlan vs. Clarion, 1983

Punt Returns

Most Yards Returned

Season - 540, Birt Duncan, 1961 (15 ret.)

Career - 540, Birt Duncan, 1961

Kickoff Returns

Most Yards Returned

Season - 757, Eric Bosley, 1984 (27.0)

Career - 1,385, Larry Jackson, 1991-94 (24.7)

Scoring

Most Points

Game - 36, Elbert Cole vs. Slippery Rock, 1989

Season - 148, Elbert Cole, 1989

Career - 288, Elbert Cole, 1986-89

Most Touchdowns

Game - 6, Elbert Cole vs. Slippery Rock, 1989

Season - 24, Elbert Cole, 1989

Career - 48, Elbert Cole, 1986-89

Most Field Goals

Game - 4, Jim Trueman vs. Central Connecticut, 1985

Season - 15, Rich Ruszkiewicz, 1982

Career - 43, Rich Ruszkiewicz, 1979-82

Most Extra Points Kicked

Game - 9, Jim Trueman vs. Shippensburg, 1986

Season - 43, Scott Rupert, 1993

Career - 138, Jim Trueman, 1983-86

Most Consecutive - 41, Jim Trueman, 1984; 29, Larry Littler, 1974-75

Defense

Most Passes Intercepted

Game - 4, Dan DiTullio vs. Shippensburg, 1968

Season - 8, Dave Parker, 1982; 8, Jack McCurry, 1971

Career - 19, Steve Russell, 1991-94

Most Tackles

Game - 30, Rick Iorfido vs. Indiana, 1972

Season - 200, Jim Krentz, 1978

Career - 572, Jim Krentz, 1975-78

Most Sacks

Game - 7, Ron Link vs. California, 1981

Season - 15, Ron Link, 1981

Career - 25.5, Rick Jordan, 1981-84

Team

Scoring

Most Points Scored

Game - 83 vs. Alliance, 1928

1/2 Game - 43 vs. Mercyhurst, 1983

Season - 435 by 1989 team

Best Scoring Average - 41.2 by 1983 team

Rushing

Most Yards Gained

Game - 549 vs. Waynesburg, 1971

Season - 3,078 by 1971 team

Best Game Average

307.8 by 1971 team

Best Average

6.2 by 1971 team

Most Carries

Game - 71 vs. California, 1979; 71 vs. Virginia Union (NCAA II playoff), 1990

Season - 571 by 1970 team

Passing

Most Yards Gained

Game - 376 vs. Lock Haven, 1986

Season - 2,321, 1993

Most Completions

Game - 25 vs. Lock Haven, 1986

Most Attempts

Game - 44 vs. Clarion, 1968

Season - 315 by 1968 team

Most Touchdowns

Game - 5 vs. Fairmont State, 1986

Season - 27 by 1993 team

Total Offense

Most Yards Gained

Game - 642 vs. American International, 1994

Season - 4,935 by 1989 team

Pass Interceptions

Most Intercepted

Game - 6 vs. Shippensburg, 1983

Season - 26 by 1971 team

Defense

Fewest Points Yielded

Season - 40 by 1928 team

Fewest Rushing Yards Yielded

Game - Minus 67 vs. Curry, 1965

Season - 645 by 1970 team

Fewest Pass Completions

Game - 0 (numerous times)

Season - 37 by 1965 team

Fewest Passing Yards Yielded

Game - 0 (numerous times)

Season - 441 by 1973 team

Consecutivity

Most Consecutive Wins

18, 1970-72 (regular season)

Most Consecutive Games Without a Loss

21, 1969-72 (regular season)

Most Consecutive Conference Games Without a Loss

18, 1988-90 (17-0-1)

Most Consecutive Road Victories

15, 1981-84

All-Time Bests

Most Wins in a Season

9 by 1990, 1982 and 1970 teams

Best Offensive Average

461.1 by 1983 team

Best Defensive Rushing Average

Game - 56.0 by 1957 team

Rush - 1.7 by 1970 team

Best Total Defensive Average

Game - 199.3 by 1970 team

Best Defensive Scoring Average

4.3 by 1928 team (7 games)

50th Win - Ashland College (45-6), 1957

100th Win - California (47-7), 1971

150th Win - California (58-20), 1982

200th Win - Shepherd College (48-6), 1990

Previous Games Against 1995 Foes

Hillsdale (1-0)				1978	31	21	W	1972	9	14	L	1932	6	0	W
YEAR	EU	MU		1979	7	24	L	1973	38	28	W	1933	0	10	L
1994	31	28	W	1980	6	7	L	1974	0	19	L	1934	6	19	L
Appalachian State				1981	13	14	L	1975	21	16	W	1935	0	14	L
First Meeting				1982	34	7	W	1976	24	28	L	1936	0	12	L
Portland State				1983	58	7	W	1977	7	17	L	1937	0	0	T
First Meeting				1984	45	25	W	1978	15	23	L	1938	6	18	L
Lock Haven (23-13-1)				1985	27	22	W	1979	18	28	L	1939	0	6	L
YEAR	EU	LHU		1986	30	21	W	1980	22	22	T	1940	13	20	L
1958	26	33	L	1987	31	21	W	1981	0	17	L	1941	31	10	W
1959	36	13	W	1988	45	7	W	1982	10	6	W	1948	0	19	L
1960	6	33	L	1989	49	10	W	1983	44	16	W	1949	12	25	L
1961	7	7	T	1990	41	6	W	1984	36	14	W	1950	7	14	L
1962	28	14	W	1991	28	12	W	1985	24	21	W	1951	6	32	L
1963	16	14	W	1992	38	10	W	1986	66	53	W	1952	0	12	L
1964	22	25	L	1993	52	20	W	1987	16	18	L	1953	6	7	L
1965	14	27	L	1994	33	16	W	1988	19	10	W	1954	7	20	L
1966	14	17	L	Tot.	1061	678		1989	60	6	W	1955	0	20	L
1967	6	30	L	Shippensburg (16-17-1)				1990	10	3	W	1956	19	6	W
1968	21	56	L	YEAR	EU	SU		1991	7	45	L	1958	0	13	L
1969	33	41	L	1957	14	20	L	1992	47	3	W	1959	0	41	L
1970	34	21	W	1962	20	27	L	1993	34	17	W	1960	13	21	L
1971	42	26	W	1963	8	12	L	1994	31	17	W	1961	19	26	L
1972	56	19	W	1964	13	41	L	Tot.	761	700		1962	6	27	L
1973	25	27	L	1965	35	26	F	California (27-32-2)				1963	14	21	L
1974	14	0	W	1966	0	42	L	YEAR	EU	CU		1964	0	14	L
1975	52	0	W	1967	12	33	L	1927	27	7	W	1965	38	21	F
1976	45	15	W	1968	0	23	L	1928	13	6	W	1966	7	35	L
1977	14	20	L	1969	24	14	W	1929	19	0	W	1967	17	49	L
				1970	35	15	W	1930	18	0	W	1968	7	35	L
				1971	42	16	W	1931	6	7	L	1969	16	16	T
												1970	28	7	W

Previous Games Against 1995 Foes

1971	47	7	W	1969	40	13	W	1968	0	58	L	1931	0	6	L
1972	40	20	W	1970	24	0	W	1969	0	27	L	1932	27	0	W
1973	47	13	W	1971	49	21	W	1970	31	14	W	1933	4	6	L
1974	27	14	W	1972	7	7	T	1971	29	23	W	1934	0	13	L
1975	28	14	W	1973	3	17	L	1972	7	17	L	1935	0	19	L
1976	35	7	W	1974	7	7	T	1973	21	14	W	1936	40	0	W
1977	30	8	W	1975	24	19	W	1974	7	25	L	1937	0	6	L
1978	7	28	L	1976	19	24	L	1975	28	21	W	1938	6	2	W
1979	31	7	W	1977	25	13	W	1976	8	5	W	1939	7	26	L
1980	17	13	W	1978	17	13	W	1977	3	3	T	1940	0	35	L
1981	3	9	L	1979	13	14	L	1978	27	21	W	1941	0	0	T
1982	58	20	W	1980	0	15	L	1979	13	9	W	1942	8	6	W
1983	19	24	L	1981	12	39	L	1980	11	7	W	1946	0	50	L
1984	20	14	W	1982	10	7	W	1981	6	7	L	1947	7	6	W
1985	9	14	L	1983	28	20	W	1982	6	3	W	1948	0	20	L
1986	29	24	W	1984	31	26	W	1983	21	23	L	1949	0	33	L
1987	17	28	L	1985	32	21	W	1984	17	52	L	1950	13	7	W
1988	23	17	W	1986	24	14	W	1985	9	35	L	1951	6	12	L
1989	54	14	W	1987	35	36	L	1986	10	28	L	1952	0	20	L
1990	43	37	W	1988	14	14	T	1987	17	28	L	1953	6	20	L
1991	45	10	W	1989	62	7	W	1988	7	27	L	1954	20	46	L
1992	33	13	W	1990	17	10	W	1989	37	0	W	1955	12	27	L
1993	32	7	W	1991	0	7	L	1990	29	36	L	1956	6	13	L
1994	<u>67</u>	<u>6</u>	W	1992	7	10	L	1990*	7	14	L	1957	34	0	W
Tot.	1115	981		1993	41	38	W	1991	17	20	L	1958	19	0	W
				1994	<u>59</u>	<u>39</u>	W	1992	21	21	T	1959	0	13	L
				Tot.	783	1137		1993	24	31	L	1960	13	7	W
								1994	<u>7</u>	<u>21</u>	L	1961	13	12	W
								Tot.	694	1238		1962	20	21	L

*NCAA Playoff Game

Slippery Rock (19-37-7)

YEAR	EU	SRU	
1926	0	19	L
1927	0	32	L
1928	0	18	L
1929	7	14	L
1930	0	7	L
1931	7	0	W
1932	0	15	L
1933	0	12	L
1934	0	49	L
1935	0	72	L
1939	0	40	L
1940	7	27	L
1941	6	12	L
1942	0	26	L
1946	0	19	L
1947	0	23	L
1948	0	20	L
1949	6	27	L
1950	7	39	L
1951	6	13	L
1952	13	20	L
1953	6	6	T
1954	0	6	L
1955	14	33	L
1956	13	0	W
1957	33	0	W
1958	6	6	T
1959	12	13	L
1960	7	13	L
1961	6	36	L
1962	7	10	L
1963	0	14	L
1964	3	3	T
1965	3	13	L
1966	7	7	T
1967	7	6	W
1968	0	16	L

IUP (16-43-4)

YEAR	EU	IUP	
1926	16	6	W
1927	16	0	W
1928	31	0	W
1929	0	8	L
1930	27	0	W
1931	0	27	L
1932	0	10	L
1933	0	15	L
1934	0	33	L
1935	0	54	L
1936	6	15	L
1937	0	31	L
1938	0	13	L
1939	0	20	L
1940	0	25	L
1941	13	33	L
1948	6	33	L
1949	6	20	L
1950	6	18	L
1951	20	20	T
1952	0	7	L
1953	7	14	L
1954	13	28	L
1955	0	19	L
1956	6	14	L
1958	0	26	L
1959	32	12	W
1960	14	14	T
1961	33	7	W
1962	0	14	L
1963	7	41	L
1964	7	31	L
1965	10	6	F
1966	0	14	L
1967	0	19	L

Mansfield (10-12-1)

YEAR	EU	MU	
1935	0	20	L
1936	0	28	L
1937	0	33	L
1938	0	13	L
1939	14	26	L
1940	0	39	L
1942	6	18	L
1946	7	51	L
1947	0	33	L
1948	0	21	L
1949	6	6	T
1950	7	6	W
1952	12	7	W
1953	19	6	W
1954	21	0	W
1955	12	6	W
1956	21	7	W
1958	28	6	W
1959	8	0	W
1982	33	6	W
1986	21	28	L
1987	21	10	W
1994	<u>26</u>	<u>31</u>	L
Tot.	262	401	

Clarion (31-33-2)

YEAR	EU	CU	
1926	31	6	W
1927	28	0	W
1928	46	0	W
1929	20	0	W
1930	68	0	W

1963	6	7	L
1964	14	7	W
1965	14	13	F
1966	7	41	L
1967	7	28	L
1968	13	37	L
1969	0	24	L
1970	10	6	W
1971	24	17	W
1972	9	10	L
1973	23	22	W
1974	21	21	T
1975	30	0	W
1976	25	20	W
1977	6	10	L
1978	7	42	L
1979	0	13	L
1980	13	10	W
1981	27	17	W
1982	20	22	L
1983	28	8	W
1984	24	35	L
1985	7	26	L
1986	48	21	W
1987	24	48	L
1988	35	0	W
1989	12	7	W
1990	23	14	W
1991	17	9	W
1992	26	17	W
1993	28	0	W
1994	<u>20</u>	<u>24</u>	L
Tot.	1016	1002	

Scots Against Their Opponents

College	Initial Game	Won	Lost	Tied	Opponent	Year	Score	W	L	T
Allegheny	1930 (L, 0-12)	2	2	0	Kutztown University	1988 (L, 22-34)		1	1	0
Alliance	1926 (W, 41-0)	5	4	0	Kent State University	1926 (L, 0-12)		1	1	0
American International	1994 (W, 65-25)	1	0	0	Kenyon College	1974 (W, 22-21)		1	0	0
Ashland	1953 (W, 52-7)	3	2	0	Liberty University	1987 (L, 8-13)		0	3	0
Baldwin-Wallace	1965 (T, 13-13)	1	2	1	Lock Haven	1958 (L, 26-33)	23	13	1	
Bloomsburg	1981 (W, 25-9)	4	0	0	Lycoming	1960 (L, 6-12)		1	1	0
Bridgewater	1964 (W, 47-0)	2	0	0	Mansfield	1935 (L, 0-20)	10	12	1	
Brockport State	1948 (W, 7-0)	7	5	1	Mercyhurst	1982 (W, 38-8)		2	0	0
Buffalo State	1983 (W, 59-0)	1	0	0	Michigan Tech	1964 (L, 7-8)		0	1	0
Buffalo University	1928 (W, 37-0)	5	0	0	Millersville	1977 (L, 12-24)		3	3	0
C. W. Post	1976 (L, 13-30)	0	2	0	Muskingum	1978 (L, 10-23)		1	1	0
California (Pa.)	1927 (W, 27-6)	27	32	2	New Haven	1981 (W, 51-19)		3	*2	0
Case Tech	1955 (L, 0-19)	0	1	0	North Dakota State	1989 (L, 45-32)		0	*1	0
Central Connecticut	1970 (W, 17-0)	3	1	0	Northwood	1991 (W, 25-14)		2	0	0
Cheyney	1967 (L, 12-13)	1	1	0	Ohio Northern Univ.	1968 (W, 27-26)		2	1	0
Clarion	1926 (W, 31-6)	31	33	2	Saginaw Valley	1975 (W, 21-0)		2	1	0
Cortland (NY)	1972 (L, 9-14)	1	1	0	Shippensburg	1957 (L, 14-20)	16	17	1	
Curry	1965 (W, 48-0)	1	0	0	Slippery Rock	1926 (L, 0-19)	19	37	7	
District of Columbia	1984 (W, 58-10)	1	0	0	Shepherd	1957 (L, 6-7)		1	2	0
East Stroudsburg	1967 (L, 6-33)	2	4	0	Southern Connecticut	1991 (W, 35-16)		2	0	0
Elizabeth City	1993 (W, 34-27)	2	0	0	St. Vincent	1929 (L, 0-40)		0	2	0
Fairmont State	1973 (T, 0-0)	4	6	2	Thiel	1933 (L, 0-26)		1	8	0
Ferris State (MI)	1992 (L, 15-19)	0	*2	0	Virginia Union	1990 (W, 38-14)		*1	0	0
Findlay	1947 (L, 12-34)	0	1	0	Waynesburg	1957 (L, 7-13)		2	1	0
Frederick	1961 (L, 6-14)	0	1	0	Wayne State	1985 (T, 23-23)		1	0	1
Frostburg State	1976 (W, 53-13)	2	0	0	West Chester	1970 (W, 14-6)		1	3	0
Geneva	1952 (W, 19-0)	5	1	0	West Liberty	1926 (L, 0-10)		2	2	0
Grove City	1933 (L, 0-49)	4	3	0	W. Virginia Wesleyan	1975 (W, 21-7)		3	0	0
Hillsdale	1994 (W, 31-28)	1	0	0	Westminster	1930 (L, 12-19)		2	12	0
Hiram	1959 (T, 6-6)	0	0	1	Youngstown St.	1989 (L, 28-14)		<u>0</u>	<u>3</u>	<u>0</u>
Indiana (Pa.)	1926 (W, 16-0)	16	*43	4	TOTALS		234	277	24	
John Carroll University	1955 (L, 0-32)	1	2	0						

*Includes NCAA Playoff Games


Records, Points and Percentages

Year	PF	PA	REC	PCT	27.	1955	44	193	1-8	.111	54.	1982	294	110	9-2	.819
1. 1926	88	53	3-3	.500	28.	1956	173	103	5-4	.555	55.	1983	412	144	8-2	.800
2. 1927	83	38	3-2	.600	29.	1957	139	53	3-4	.429	56.	1984	353	210	8-2	.800
3. 1928	212	30	5-2	.714	30.	1958	131	111	4-4-1	.500	57.	1985	217	209	5-4-1	.550
4. 1929	46	76	2-4	.333	31.	1959	117	127	3-4-1	.438	58.	1986	321	283	7-3	.700
5. 1930	131	86	3-4	.429	32.	1960	91	114	3-4-1	.438	59.	1987	226	283	3-8	.273
6. 1931	19	80	1-5	.167	33.	1961	139	114	4-3-1	.563	60.	1988	223	184	5-4-1	.550
7. 1932	40	25	3-2	.600	34.	1962	116	113	3-5	.375	61.	1989	435	202	8-3	.727
8. 1933	11	118	1-6	.143	35.	1963	84	123	2-6	.250	62.	1990	336	190	9-3	.750
9. 1934	6	154	0-6	.000	36.	1964	113	129	2-5-1	.313	63.	1991	228	199	7-4	.636
10. 1935	0	224	0-6	.000	37.	1965	204	132	6-2-1	.722	64.	1992	336	131	8-2-1	.773
11. 1936	59	88	1-4	.200	38.	1966	42	224	1-6-1	.188	65.	1993	362	255	8-3	.727
12. 1937	6	98	0-4-1	.100	39.	1967	81	224	2-7	.222	66.	1994	367	207	7-3	.700
13. 1938	18	72	1-4	.200	40.	1968	114	307	2-7	.222						
14. 1939	39	131	1-6	.143	41.	1969	194	203	4-4-1	.500	"Top Ten" Seasons					
15. 1940	27	191	0-7	.000	42.	1970	237	89	9-1	.900	Year	Overall	PCT	Reg.	Seasons	
16. 1941	80	45	2-2-1	.500	43.	1971	355	155	9-1	.900	1.	1970	9-1	.900	8-0	
17. 1942	80	45	1-3	.250	44.	1972	167	158	3-5-1	.389	1.	1971	9-1	.900	9-0	
18. 1946	7	154	0-6	.000	45.	1973	168	182	4-4-1	.500	3.	1982	9-2	.819	9-1	
19. 1947	19	154	1-6	.143	46.	1974	131	127	5-2-2	.667	4.	1927	4-1	.800	4-1	
20. 1948	20	146	1-7	.125	47.	1975	259	156	8-3	.727	4.	1983	8-2	.800	8-2	
21. 1949	62	139	1-5-2	.250	48.	1976	273	174	6-4	.600	4.	1984	8-2	.800	8-2	
22. 1950	82	119	3-4	.429	49.	1977	139	123	3-6-1	.350	7.	1992	8-2-1	.773	8-1-1	
23. 1951	45	116	0-5-1	.083	50.	1978	167	247	3-6-1	.350	8.	1965	6-2-1	.750	6-2-1	
24. 1952	83	73	3-4	.429	51.	1979	131	148	4-6	.400	8.	1980	6-2-1	.750	6-2-1	
25. 1953	135	93	3-5-1	.389	52.	1980	155	84	6-2-1	.722	8.	1990	9-3	.750	8-2	
26. 1954	79	147	1-6	.143	53.	1981	178	84	4-6	.400						

All-Time Leaders

When the 1994 football season ended, it marked the end of an era for two of the greatest players in Fighting Scot football history. Quarterback Jody Dickerson and tailback Larry Jackson made their marks in the Boro history books in 1994, earning the distinction of all-time leaders in career yardage in the respective categories of passing and rushing.

Passing



Jody Dickerson *Quarterback – 1991-94*

A four-year letterman for the Fighting Scots, Dickerson started 42 games throughout his prestigious career, more than any other quarterback in Edinboro history. During that span, he directed the Boro to an impressive 30-11-1 record (.726 winning percentage), and two NCAA playoff appearances. His career totals for passing yards, total offense and touchdowns all rank among the top 10 in the highly competitive Pennsylvania State Athletic Conference.

Dickerson's Records at Edinboro


Career:

- 7,299 passing yards
- 7,674 total offensive yards
- 62 touchdowns
- 911 attempts
- 481 completions

Single Season:

- 2,209 passing yards (1993)
- 25 touchdowns (1993)
- 227 attempts (1993)

Rushing



Larry Jackson *Tailback – 1991-94*

Getting a chance to prove himself when an injury benched the Boro's starting tailback in the first game of 1992, Jackson responded with 207 yards and two touchdowns on 21 carries. The rest is history. The flashy tailback ended up handling most of the rushing chores throughout his career, becoming the only player at Edinboro to top the 1,000-yard mark for three consecutive seasons. As a senior in 1994, Jackson was Division II's second leading rusher.

Jackson's Records at Edinboro

Career:

- 4,237 rushing yards
- 42 rushing touchdowns
- 717 carries
- 6,095 all-purpose yards
- 21 games over 100 yards rushing

Single Season:

- 1,660 rushing yards (1994)
- 2,284 all-purpose yards (1994)
- 166 rushing yards/games (1994)

Scores From Recent History: 1957-1994

Edinboro's intercollegiate football history began in 1926 when Edinboro became a four-year degree granting institution and for the first time played a complete intercollegiate schedule against other four-year degree granting institutions.

Scores of games prior to the 1957 season can be obtained by calling the Sports Information Office at 814-732-2811

1957 (3-4)
Coach: Bob Thurbon

ESC	Opp.
6	Shepherd.....7
34	Clarion.....0
33	Slippery Rock.....0
0	Grove City.....7
7	Waynesburg.....13
45	Ashland.....6
<u>14</u>	<u>Shippensburg.....20</u>
13953

1958 (4-4-1)
Coach: Bob Thurbon

ESC	Opp.
19	Clarion.....0
* 6	Slippery Rock.....6
0	Indiana.....27
*19	Grove City.....14
26	Lock Haven.....33
*28	Mansfield.....6
33	Ashland.....6
* 0	California.....13
Beaver Bowl Game:	
<u>0</u>	<u>Slippery Rock.....6</u>
131111

1959 (3-4-1)
Coach: Bob Thurbon

ESC	Opp.
0	Clarion.....13
12	Slippery Rock.....13
32	Indiana.....12
23	St. Vincent.....29
36	Lock Haven.....13
6	Hiram.....6
8	Mansfield.....0
<u>0</u>	<u>California.....41</u>
117127

1960 (3-4-1)
Coach: Loyal Park

ESC	Opp.
13	Clarion.....7
7	Slippery Rock.....13
14	Indiana.....14
6	Lycoming.....12
6	Lock Haven.....33
14	John Carroll.....7
18	Brockport.....7
<u>13</u>	<u>California.....21</u>
91114

1961 (4-3-1)
Coach: Loyal Park

ESC	Opp.
13	Clarion.....12
6	Slippery Rock.....36
33	Indiana.....7
6	Frederick.....14
7	Lock Haven.....7
20	Lycoming.....6
35	Brockport.....6
<u>19</u>	<u>California.....26</u>
139114

1962 (3-5)
Coach: Jim Hazlett

ESC	Opp.
7	Grove City.....0
7	Slippery Rock.....10
* 0	Indiana.....14
20	Clarion.....21
*28	Lock Haven.....14
20	Shippensburg.....27
*28	Brockport.....0
<u>* 6</u>	<u>California.....27</u>
116113

1963 (2-6)
Coach: Jim Hazlett

ESC	Opp.
*27	Grove City.....7
* 0	Slippery Rock.....14
7	Indiana.....41
* 6	Clarion.....7
16	Lock Haven.....14
* 8	Shippensburg.....12
6	Brockport.....7
<u>14</u>	<u>California.....21</u>
84123

1964 (2-5-1)
Coach: Jim Hazlett

ESC	Opp.
*47	Bridgewater.....0
3	Slippery Rock.....3
* 7	Indiana.....31
14	Clarion.....7
*22	Lock Haven.....25
7	Michigan Tech.....8
* 0	California.....14
<u>13</u>	<u>Shippensburg.....41</u>
113129

1965 (6-2-1)+
Coach: Jim Hazlett

ESC	Opp.
*13	Baldwin-Wallace.....13
*48	Curry College.....0
* 3	+Slippery Rock.....13
10	+Indiana.....6
*14	+Clarion.....13
14	+Lock Haven.....27
*35	+Shippensburg.....26
29	Bridgewater.....13
<u>38</u>	<u>+California.....21</u>
204132
+Edinboro was forced to forfeit its conference games due to an ineligible player.	

1966 (1-6-1)
Coach: William Cutcher

ESC	Opp.
0	Baldwin-Wallace.....68
7	Slippery Rock.....7
* 0	Indiana.....14
7	Clarion.....41
*14	Lock Haven.....17
0	Shippensburg.....42
7	Geneva.....0
<u>* 7</u>	<u>California.....35</u>
42224

1967 (2-7)
Coach: William Cutcher

ESC	Opp.
12	Cheyney.....13
* 6	East Stroudsburg.....33
* 7	Slippery Rock.....6
0	Indiana.....19
* 7	Clarion.....28
6	Lock Haven.....30
*12	Shippensburg.....33
*14	Geneva.....13
<u>17</u>	<u>California.....49</u>
81224

1968 (2-7)
Coach: William Cutcher

ESC	Opp.
15	East Stroudsburg.....49
*27	Ohio Northern.....26
0	Slippery Rock.....16
* 0	Indiana.....58
13	Clarion.....37
*21	Lock Haven.....56
0	Shippensburg.....23
31	Geneva.....7
<u>* 7</u>	<u>California.....35</u>
114307

1969 (4-4-1)
Coach: Bill McDonald

ESC	Opp.
40	Brockport.....29
7	Ohio Northern.....27
*40	Slippery Rock.....13
0	Indiana.....27
* 0	Clarion.....24
33	Lock Haven.....41
*24	Shippensburg.....14
*34	Geneva.....12
<u>16</u>	<u>California.....16</u>
194203

1970 (9-1)
Coach: Bill McDonald

ESC	Opp.
*37	Cheyney.....0
24	Slippery Rock.....0
*31	Indiana.....14
10	Clarion.....6
*34	Lock Haven.....21
35	Shippensburg.....15
PC Championship:	
*14	West Chester.....6
NAIA Nat. Semi-finals:	
<u>7</u>	<u>Westminster.....20</u>
23789

1971 (9-1)
Coach: Bill McDonald

ESC	Opp.
32	Waynesburg.....10
*57	Eureka (Ill.).....0
*49	Slippery Rock.....21
29	Indiana.....23
*24	Clarion.....17
42	Lock Haven.....26
*42	Shippensburg.....16

19	Ohio Northern.....0
47	California.....7
PC Championship:	
<u>14</u>	<u>West Chester.....35</u>
355155

1972 (3-5-1)
Coach: Bill McDonald

ESC	Opp.
*23	Waynesburg.....6
7	Ashland.....51
7	Slippery Rock.....7
* 7	Indiana.....17
9	Clarion.....10
*56	Lock Haven.....19
* 9	Shippensburg.....14
9	Cortland (NY).....14
<u>* 40</u>	<u>California.....20</u>
167158

1973 (4-4-1)
Coach: Bill McDonald

ESC	Opp.
* 0	Fairmont.....0
*11	Central Conn.....24
0	Ashland.....37
* 3	Slippery Rock.....17
21	Indiana.....14
*23	Clarion.....22
25	Lock Haven.....27
*38	Shippensburg.....28
<u>47</u>	<u>California.....13</u>
168182

1974 (5-2-2)
Coach: Bill McDonald

ESC	Opp.
12	Fairmont.....7
*21	Baldwin-Wallace.....13
7	Slippery Rock.....7
* 7	Indiana.....25
21	Clarion.....21
*14	Lock Haven.....0
0	Shippensburg.....19
22	Kenyon.....21
<u>* 27</u>	<u>California.....14</u>
131127

1975 (8-3)
Coach: Bill McDonald

ESC	Opp.
21	W. Va. Wesleyan.....7
* 0	Fairmont.....20
14	Baldwin-Wallace.....35
*24	Slippery Rock.....19
28	Indiana.....21
*30	Clarion.....0
52	Lock Haven.....0
*21	Shippensburg.....16
*21	Saginaw Valley.....0
28	California.....14
PC Championship:	
<u>20</u>	<u>East Stroudsburg.....24</u>
259156

1976 (6-4)
Coach: Bill McDonald

ESC	Opp.
17	Fairmont.....21
*34	Cortland.....11
53	Frostburg.....13
19	Slippery Rock.....24
* 8	Indiana.....5
25	Clarion.....20
*45	Lock Haven.....15
24	Shippensburg.....28
13	C.W. Post.....30
*35	California.....7
273174

1977 (3-6-1)
Coach: Bill McDonald

ESC	Opp.
* 6	Fairmont.....7
17	Saginaw Valley.....21
*19	Frostburg.....0
*25	Slippery Rock.....13
3	Indiana.....3
* 6	Clarion.....10
14	Lock Haven.....20
* 7	Shippensburg.....17
12	Millersville.....24
<u>30</u>	<u>California.....8</u>
139123

1978 (3-6-1)
Coach: Bill McDonald

ESC	Opp.
26	Fairmont.....26
*10	Muskingum.....23
*20	Millersville.....22
* 7	Clarion.....42
31	Lock Haven.....21
*15	Shippensburg.....23
7	California.....28
*17	Slippery Rock.....13
27	Indiana.....21
<u>7</u>	<u>C.W. Post.....28</u>
167247

1979 (4-6)
Coach: Denny Creehan

ESC	Opp.
* 0	Fairmont.....9
28	Muskingum.....13
6	Millersville.....17
0	Clarion.....13
* 7	Lock Haven.....24
18	Shippensburg.....28
*31	California.....7
13	Slippery Rock.....14
*13	Indiana.....9
<u>15</u>	<u>Westminster.....14</u>
131148


1980 (6-2-1)
Coach: Denny Creehan

ESC	Opp.
*24	Westminster.....0
*28	Millersville.....0
6	Lock Haven.....7
*22	Shippensburg.....22

Scores from Recent History: 1957-1994

17 California.....13	*21 Indiana.....23	*66 Shippensburg.....53	62 Slippery Rock.....7	*26 Clarion.....17
* 0 Slippery Rock.....15	59 Buffalo State.....0	29 California.....24	14 Youngstown State.....28	38 Lock Haven.....10
11 Indiana.....7	28 Clarion.....8	<u>57</u> Fairmont State..... <u>33</u>	NCAA Div. II Playoff:	*47 Shippensburg.....3
34 Univ. of Buffalo.....10	*50 Lock Haven.....7	321283	<u>32</u> N. Dakota State..... <u>45</u>	33 California.....13
*13 Clarion.....10	*74 Mercyhurst.....13		435202	* 7 Slippery Rock.....10
15584	412144			21 Indiana.....21
		1987 (3-8)		36 Millersville.....12
		Coach: Steve Szabo	1990 (9-3)	NCAA Div. II Playoff:
1981 (4-6)	1984 (8-2)	EUPOpp.	Coach: Tom Hollman	<u>15</u> Ferris State..... <u>19</u>
Coach: Denny Creehan	Coach: Denny Creehan	8 Liberty.....13	EUPOpp.	336131
ESCOpp.	EUPOpp.	21 Mansfield.....10	*48 Shepherd College.....6	
6 Fairmont.....13	40 West Liberty.....14	*14 Central Conn.....7	27 Youngstown State.....31	
*51 New Haven.....19	*42 W. Va. Wesleyan.....0	35 Slippery Rock.....36	33 Bloomsburg.....6	
*13 Lock Haven.....14	20 California.....14	*17 Indiana.....28	*23 Clarion.....14	
0 Shippensburg.....17	*31 Slippery Rock.....26	*28 West Chester.....49	*41 Lock Haven.....6	
* 3 California.....39	17 Indiana.....52	24 Clarion.....48	*10 Shippensburg.....3	
12 Slippery Rock.....39	40 East Stroudsburg.....20	*31 Lock Haven.....21	43 California.....37	
* 6 Indiana.....7	*24 Clarion.....35	16 Shippensburg.....18	*17 Slippery Rock.....10	
*35 Univ. of Buffalo.....0	45 Lock Haven.....25	*17 California.....28	29 Indiana.....36	
27 Clarion.....17	*36 Shippensburg.....14	<u>15</u> Shepherd..... <u>25</u>	20 Fairmont State.....13	
<u>25</u> Bloomsburg..... <u>9</u>	*58 Dist. of Columbia.....10	226283	NCAA Div. II Playoff:	
17884	353210		38 Virginia Union.....14	
		1988 (5-4-1)	NCAA Div. II Playoff:	
		Coach: Tom Hollman	<u>7</u> Indiana..... <u>14</u>	
1982 (9-2-0)	1985 (5-4-1)	EUPOpp.	336190	
Coach: Denny Creehan	Coach: Steve Szabo	* 7 Liberty.....17		
ESCOpp.	EUPOpp.	*37 Saginaw.....28	1991 (7-4)	
*34 Bloomsburg.....7	23 Wayne State.....23	14 New Haven.....30	Coach: Tom Hollman	
29 New Haven.....0	40 Central Conn.....13	7 Indiana.....27	EUPOpp.	
*10 Shippensburg.....6	* 9 California.....14	22 Kutztown.....34	0 Youngstown State.....24	
58 California.....20	32 Slippery Rock.....21	*35 Clarion.....0	25 Northwood Inst.....14	
*10 Slippery Rock.....7	* 9 Indiana.....35	45 Lock Haven.....7	*35 S. Connecticut.....16	
6 Indiana.....3	*30 East Stroudsburg.....14	*19 Shippensburg.....10	*23 Bloomsburg.....21	
33 Mansfield.....6	7 Clarion.....26	23 California.....17	17 Clarion.....9	
*20 Clarion.....22	*27 Lock Haven.....22	*14 Slippery Rock.....14	28 Lock Haven.....12	
34 Lock Haven.....7	24 Shippensburg.....21	223184	7 Shippensburg.....45	
38 Mercyhurst.....8	*16 Fairmont State.....20		*45 California.....10	
PC Championship:	217209		0 Slippery Rock.....7	
<u>22</u> East Stroudsburg..... <u>24</u>		1989 (8-3)	*17 Indiana.....20	
294110		Coach: Tom Hollman	*31 Fairmont State.....21	
		EUPOpp.	228199	
1983 (8-2)	1986 (7-3)	27 Liberty.....51		
Coach: Denny Creehan	Coach: Steve Szabo	*46 New Haven.....13	1992 (8-2-1)	
EUPOpp.	EUPOpp.	*37 Indiana.....0	Coach: Tom Hollman	
*41 West Liberty.....3	*27 Wayne State.....24	*42 Kutztown.....21	EUPOpp.	
48 W. Va. Wesleyan.....30	*21 Mansfield.....28	12 Clarion.....7	*35 Buffalo.....13	
44 Shippensburg.....16	*24 Slippery Rock.....14	*49 Lock Haven.....10	*37 Northwood Institute.....13	
*19 California.....24	10 Indiana.....28	60 Shippensburg.....6	41 S. Connecticut.....0	
28 Slippery Rock.....20	9 West Chester.....37	*54 California.....14		
	*48 Clarion.....21			
	30 Lock Haven.....21			

*Denotes home games



The Coaches and Their Records

Name	Seasons	Best	Won	Lost	Tied	Pct.
Tom Hollman (1988-Present)	7	8-2-1, 1992	52	22	2	.697
Denny Creehan (1979-1984)	6	9-2, 1982	39	20	1	.658
Bill McDonald (1969-78)	10	9-1, 1970-71	54	34	7	.605
Steve Szabo (1985-87)	3	7-3, 1986	15	15	1	.500
Loyal Park (1960-61)	2	4-3-1, 1961	7	7	2	.500
Bob Thurbon (1956-59)	4	5-4, 1956	15	16	2	.485
Sox Harrison (1926-38, 1941-42)	15	4-1, 1927	27	56	2	.329
Jim Hazlett (1962-65)	4	3-5, 1962	9	22	2	.288
Art McComb (1946-55)	10	3-4, 1952	14	56	4	.203
William Cutcher (1966-68)	3	2-7, 1967-68	5	20	1	.212
Orville Bailey (1939-40)	2	1-6, 1939	1	13	0	.071

The Record Books

RUSHING

Career Rushing Leaders

	Player	Years	Yardage Total
1.	Larry Jackson	1991-94	4,237
2.	Al Raines	1969-71	3,399
3.	Elbert Cole	1986-89	3,341
4.	Lester Frye	1989-91	2,626
5.	Dave Green	1975-76	1,978
6.	Floyd Faulkner	1984-87	1,845
7.	Keith Collier	1981-83	1,684
8.	Derrick Russell	1990-92	1,673
9.	Bob Mengerink	1969-71	1,435
10.	Rich Holmes	1974-75	1,302
11.	Jim Romaniszyn	1970-72	1,266
12.	Damon Chambers	1982-84	1,227
13.	Dave Span	1981-85	1,107
14.	Joe Early	1977-80	1,095
15.	Chris Conway	1987-90	1,034
16.	Bryan Libert	1974-77	1,031
17.	Joe Sanford	1970-71	1,026
18.	Blair Hrovat	1981-84	967
19.	Andy Parma	1977-79	885
20.	Mike Ray	1978-81	843
21.	Ray Rhodes	1983-84	806
22.	Jeff Delbane	1975-77	734
23.	Jim Pisano	1983-86	728
24.	Bob Klenk	1982-84	713
25.	Ross Rankin	1985-86	681

Career Rushing Attempts

	Player	Year	Attempts
1.	Larry Jackson	1991-94	717
2.	Elbert Cole	1986-89	642
3.	Al Raines	1969-71	506
4.	Lester Frye	1989-91	503
5.	Blair Hrovat	1981-84	377
6.	Dave Green	1975-76	361
7.	Floyd Faulkner	1984-87	357
8.	Jody Dickerson	1991-94	334
9.	Keith Collier	1981-83	333
10.	Rich Holmes	1974-75	286
11.	Derrick Russell	1990-92	282
12.	Bob Mengerink	1969-71	273
13.	Joe Early	1977-80	271
	Jim Romaniszyn	1970-72	271
15.	Bryan Libert	1974-77	238
16.	Mike Ray	1978-81	224
17.	Chris Conway	1987-90	215
18.	Joe Sanford	1970-71	201
19.	Damon Chambers	1982-84	196
20.	Andy Parma	1977-79	194
21.	Corey Hill	1990-93	185
22.	Dave Span	1981-85	176
23.	Scott Dodds	1984-86	175
24.	Melvin Morrisette	1973-75	169
25.	Jim Pisano	1983-86	167

Career Rushing Touchdowns

	Player	Years	Rushing TDs
1.	Larry Jackson	1991-94	42
2.	Elbert Cole	1986-89	40
3.	Al Raines	1969-71	37
4.	Lester Frye	1989-91	27
5.	Floyd Faulkner	1984-87	18
6.	Jim Romaniszyn	1970-72	16
7.	Derrick Russell	1990-92	15
	Damon Chambers	1982-84	15
	Dave Green	1975-76	15
	Rich Holmes	1974-75	15
	Bob Mengerink	1969-71	15
12.	Chris Conway	1987-90	12
	Blair Hrovat	1981-84	12
14.	Bob Klenk	1982-84	10
	Joe Sanford	1970-71	10

PASSING

Career Passing Yardage

	Player	Years	Yards
1.	Jody Dickerson	1991-94	7,299
2.	Hal Galupi	1987-90	5,650
3.	Blair Hrovat	1981-84	5,103
4.	Jude Basile	1973-75	3,382
5.	Scott Dodds	1984-86	3,292
6.	Jim Ross	1986-89	2,578
7.	Rick Shover	1976-79	2,492
8.	Mike Hill	1976-78	2,483
9.	Joe Sanford	1970-71	1,224
10.	Dan McHenry	1974-76	1,040
11.	Scott McKissock	1970-72	1,024
12.	Mike Malone	1965	751
13.	Bob Jacobs	1980-81	687
14.	Sean Seibert	1989-92	656
15.	Barry Masterson	1968-70	634

Career Passing Touchdowns

	Player	Years	Touchdowns
1.	Jody Dickerson	1991-94	62
2.	Hal Galupi	1987-90	50
3.	Blair Hrovat	1981-84	49
4.	Scott Dodds	1984-86	27
5.	Jude Basile	1973-75	21
6.	Jim Ross	1986-89	17
	Mike Hill	1976-78	17
8.	Rick Shover	1976-79	16
9.	Joe Sanford	1970-71	15
10.	Mike Malone	1965	8

RECEPTIONS

Career Reception Yardage

	Player	Years	Yards
1.	Ernest Priester	1986-90	3,064 (148)
2.	Howard Hackley	1973-76	2,467 (135)
3.	Wrentie Martin	1989-92	1,871 (131)
4.	Tim Beacham	1977-80	1,812 (91)
5.	Lateef Walters	1991, 93, 94	1,772 (91)
6.	John Toomer	1985-88	1,204 (78)
7.	Jim Romaniszyn	1970-72	1,083 (57)
8.	Cleveland Pratt	1985-88	1,064 (78)
9.	Gary McKnight	1981-84	986 (38)
10.	Elbert Cole	1986-89	918 (89)
11.	Bob Jahn	1976-78	868 (58)
12.	Eric Bosley	1981-84	808 (61)
13.	Paul Stone	1989-92	787 (59)
14.	Brian Heebsh	1990-92	732 (44)
15.	Steve Larson	1973-76	708 (39)

Career Receiving Touchdowns

	Player	Years	Touchdowns
1.	Ernest Priester	1986-90	35
2.	Howard Hackley	1973-76	19
3.	Lateef Walters	1991, 93, 94	17
4.	Tim Beacham	1977-80	14
5.	Bob Suren	1984-86	13
6.	Bob Jahn	1976-78	11
7.	Eric Bosley	1981-84	10
	Gary McKnight	1981-84	10
	Jim Romaniszyn	1970-72	10
10.	John Toomer	1985-88	9

DEFENSE

Career Tackles

	Player	Years	Tackles
1.	Jim Krentz	1975-78	572
2.	Jason Perkins	1990-93	480
3.	Rich Iorfido	1970-72	432
4.	Greg Sullivan	1974-77	429
5.	Ron Gooden	1974-77	428
6.	Al Donahue	1987-90	423
7.	Bob Cicerchi	1978-81	398
8.	Ron Link	1977-81	339
9.	Mike Edwards	1990, 92-94	319
	Bob King	1969-71	319
11.	Gary Sisko	1969-71	317
12.	Michael Willis	1985-88	289
13.	Jeff Shaw	1973-76	280
14.	Willie Chealey	1981-84	272
15.	Mario Houston	1990-93	287

Career Tackles Cont'd:

	Player	Years	Tackles
16.	Bob Beauregard	1980-83	267
17.	Willie Curry	1976-79	263
18.	Ebby Hollins	1969-70	253
19.	George Miller	1973-76	246
20.	Wade Smith	1988-91	245
21.	Anthony Ross	1989-92	241
22.	Mike Barnes	1989-92	236
23.	Michael Wayne	1988-89	234
24.	John Williams	1987-89	226
	Tom Lang	1975-78	226
26.	Bryan Smith	1975-78	213
27.	Phil Giavasis	1980-83	212
28.	Georj Lewis	1989-92	209
29.	MICHAEL SIMS	1992, 94-Present	208
	Jim McClure	1973-74	208

Career Sacks

	Player	Years	Sacks
1.	Rick Jordan	1981-84	25.5
2.	Ron Link	1977-81	24
3.	PAT SCHUSTER	1992-Present	22
4.	Matt Miller	1988-90	19.5
5.	Russell Cray	1990-93	19
6.	John Messura	1988-91	17
7.	Delvin Pickett	1988-91	15
8.	Anthony Ross	1989-92	14
	Matt Grebenc	1982-85	14
10.	Bob Beauregard	1980-83	13.5
11.	Sean Henderson	1983-85	12
12.	Jeff Jacobs	1988-90	11.5
	John Brenneman	1982-85	11.5

Career Interceptions

	Player	Years	Interceptions
1.	Steve Russell	1991-94	19
2.	Ken Petardi	1977-79	13
3.	Wade Smith	1988-91	12
	Dave Parker	1980-83	12
	Ron Miller	1977-80	12
	John Walker	1971-73	12
7.	Ray Bracy	1982-85	11
	Jim Krentz	1975-78	11
9.	Greg Rose	1981-83	10
	Dan Allie	1978-80	10
	George Miller	1973-76	10

NCAA II Playoff Individual and Team Stats

Scoring

	Points	Year	Games
Cole, Elbert	18	1989	1
Frye, Lester	18	1990	2
Russell, Derrick	18	1990	2
Conway, Chris	12	1989/90	3
Hill, Corey	12	1993	1
Priester, Ernest	8	1989/90	3
Griffin, Marcus	6	1993	1
Stone, Paul	6	1992	3
Walters, Lateef	6	1993	1

Receiving

	Recp.	Yds.	TD	Year	Games
Martin, Wrentie	9	122	0	1989/90/92	3
Priester, Ernest	7	142	1		
Stone, Paul	7	146	0	1989/90/92	3
Walters, Lateef	5	82	1	1993	1
Ashton, Dave	4	41	0	1992/93	2
Griffin, Marcus	4	43	1	1993	1
Heebsh, Brian	3	53	0	1990/92	2
Hill, Corey	2	48	0	1993	1
Snyder, Chris	2	25	0	1992	1

Scoring by Quarters

	1	2	3	4	Total
Edinboro	9	44	20	47	120
Opponents	33	44	29	29	140

Rushing TDs

	No.		No.
Cole, Elbert	3	Conway, Chris	1
Frye, Lester	3	Snyder, Chris	1
Russell, Derrick	3	Stone, Paul	1
Hill, Corey	2		

Receiving TDs

Griffin, Marcus	1	Priester, Ernest	1	Walters, Lateef	1
-----------------	---	------------------	---	-----------------	---

Extra Points

	Att.	Made	2-pt.	Att.	Year	Games
Rupert, Scott	4	4			1993	1
Baumann, John	4	3				
Priester, Ernest			1			
Gear, Mike	1	0			1990	2
Team			1-6			

Rushing Yards

	Att.	Net	Avg.	TD	Year	Games
Frye, Lester	65	386	5.9	3		
Russell, Derrick	32	139	4.3	3		
Cole, Elbert	25	125	5.0	3		
Jackson, Larry	31	118	3.8	0	1992/93	2
Hill, Corey	21	102	4.9	2	1993	1
Koehle, Matt	18	75	4.2	0	1989/90	3
Clare, Steve	7	39	5.6	0	1989/90	3
Tedder, Tom	6	37	6.2	0	1990/93	3
Walters, Lateef	1	28	28.0	0	1993	1
Priester, Ernest	2	18	9.0	0		
Dickerson, Jody	6	14	2.3	0	1992/93	2

Passing Yards

	Comp.	Att.	Yds.	TD	Int.
Dickerson, Jody	34	66	512	2	5
Galupi, Hal	19	53	257	1	6
Seibert, Sean	3	11	44	0	2

Tackles

	No.	Year	Games
Houston, Mario	36	1990/92/93	4
Perkins, Jason	35	1990/92/93	4
Lewis, Georj	24	1989/90/92	3
Ross, Anthony	24	1989/90/92	3
Messura, John	24	1989/90	3
Donahue, Al	21	1989/90	3

Sacks

	No.	Yds. Lost
Messura, John	2	-16
Edwards, Michael	1	
Harmer, Rob	1	
Sims, Michael	1	

Interceptions

	No.	Yds.	Year	Games
Houston, Mario	2	14	1990	2
Russell, Stephen	2	19	1992/93	2
Smith, Wade	2	20	1989/90	3

Passes Broken Up

	No.		No.
Houston, Mario	10	Smith, Wade	6

Fumble Recoveries

	No.	Year	Games
Barnes, Mike	1	1989/90	3
Harmer, Rob	1	1993	1
Harris, David	1	1993	1
Miller, Matt	1	1989/90	3
Stone, Paul	1	1992	3

Punt Returns

	No.	Yds.	Year	Games
Barnes, Mike	4	4	1992	3
Cole, Elbert	1	0		
Priester, Ernest	1	-2		
Smith, Wade	1	8		
Willis, Michael	1	5	1989	1

Punting

	No.	Yds.	Avg.	Long
Lhotsky, Gary	21	752	36.1	50
Burford, Bill	3	112	37.3	39

Kickoff Returns

	No.	Yds.	TD	Year	Games
Conway, Chris	6	174	1		
Stone, Paul	3	66	0		
Marratta, Joel	2	33	0	1989/90	3
Reifsnyder, Bryan	2	24	0	1989/90	3
Clare, Steve	1	8	0		
Sherwood, Josh	2	34	0	1992	1
Russell, Steve	4	95	0	1993	1
Jackson, Larry	1	24	0	1992/93	2

Team Stats (Five Games 1-4)

	EU	OPP
TOTAL FIRST DOWNS	102	108
First Downs Rushing	60	61
First Downs Passing	39	39
First Downs Penalty	3	8
Rushing Attempts	233	237
Yards Gained Rushing	1215	1119
Yards Lost Rushing	89	132
NET YARDS RUSHING	1126	987
Passes Attempted	130	131
Passes Completed	56	62
Passes Had Intercepted	13	7
Total Offensive Plays	363	368
TOTAL NET YARDS	1939	1936
Average Gained Per Play	5.3	5.3
Fumbles	8	7
Fumbles Lost	4	4
Penalties	29	32
Penalty Yards	268	263
Interceptions (Yards)	7 (53)	13 (102)
Punts (Yards)	24 (863)	26 (845)
Average Per Punt	36	32.5
Punt Return Yards	9 (15)	11 (102)
Kickoff Return Yards	24 (465)	21 (329)
Kickoff Return Average	19.3	15.7
Quarterback Sacks	11 (-82)	7 (-52)

Team Highs/Bests

First Downs	27 vs. New Haven, 1993
Rush	22 vs. Virginia Union, 1990
Pass	15 vs. New Haven, 1993
Penalty	1 vs. North Dakota State, 1989/Ferris State, 1992
Rushing Attempts	71 vs. Virginia Union, 1990
Yards Gained Rushing	443 vs. Virginia Union, 1990
Yards Lost Rushing	36 vs. IUP, 1990
Net Yards Rushing	430 vs. Virginia Union, 1990
Net Yards Passing	276 vs. New Haven, 1993
Passes Attempted	42 vs. New Haven, 1993
Passes Completed	21 vs. New Haven, 1993
Passes Had Intercepted	4 vs. New Haven, 1993
Total Offensive Play	85 vs. New Haven, 1993
Total Net Yards	485 vs. New Haven, 1993
Average Gained Per Play	6.0 vs. Ferris State, 1992
Fumbles and Lost Fumbles	4-2 vs. Ferris State, 1992
Penalties and Yardage	9-92 vs. New Haven, 1993
Interceptions and Return Yards	3-34 vs. Virginia Union, 1990
Punts/Yards	8-291 vs. IUP, 1990
Average Per Punt	38 vs. New Haven, 1993
Punt Return Yardage	8 vs. Virginia Union, 1990
Kickoff Return Yards	224 vs. North Dakota State, 1989
Sacks	5 vs. Ferris State, 1992

Fighting Scots 1989-1994

	NCAA II	PSAC
1994 - 7-3 #17		
Total Offense - 450.3 ypg	11th	3rd
Rushing Offense - 250.5 ypg	12th	1st
Scoring Offense - 36.7 ppg	11th	1st
Total Defense - 333.5 ypg		3rd
Pass Defense Efficiency - 108.7%		5th
Turnover Margin - +0.7 (27/20)	25th	3rd

1993 - 8-3 #14 NCAA II Playoffs		
Total Offense - 419.1 ypg	20th	3rd
Rushing Offense - 214.6 ypg	28th	3rd
Passing Offense - 204.5 ypg	43rd	7th
Scoring Offense - 33.4 ppg	17th	2nd
Total Defense - 315.5 ypg		4th
Rush Defense - 128.9 ypg	41st	3rd
Pass Defense Efficiency - 98.7%	35th	4th
Scoring Defense - 20.7 ppg		4th
Turnover Margin - +.90 (33/24)	24th	4th
Net Punting - 33.82 ypg	35th	5th

1992 - 8-2-1 #15 (best record since 1971) NCAA II Playoffs		
Scoring Defense - 11.2 ppg	3rd	1st
Pass Defense Efficiency - 88.8%	13th	2nd
(14 interceptions, 6 passing tds)		
Rushing Defense - 95.0 ypg	top 15	3rd
Passing Defense - 162.5 ypg		1st
Total Defense - 257.5 ypg	top 15	1st
Scoring Offense - 32.1 ppg	14th	2nd
Rushing Offense - 236.2 ypg		1st
Passing Offense - 172.8 ypg		13th
Total Offense - 409.0 ypg		3rd

1991 - 7-4		
Rushing Defense - 151.3 ypg		9th
Passing Defense - 180.1 ypg		5th
Total Defense - 332.1 ypg		6th
Rushing Offense - 188.9 ypg		2nd
Passing Defense - 138.7 ypg		13th
Total Offense - 327.6 ypg		9th

1990 - 9-3 #11 NCAA II Playoffs (quarterfinalist)		
Scoring Defense - 16.2 ppg	23rd	2nd
Rushing Defense - 100.7 ypg	8th	2nd
Passing Defense - 155.2 ypg	23rd	1st
Total Defense - 255.9 ypg	12th	1st
Scoring Offense - 29.1 ppg	20th	2nd
Rushing Offense - 227.1 ypg	21st	2nd
Passing Offense - 215.5 ypg		6th
Total Offense - 442.6 ypg	11th	3rd

1989 - 8-3 #7 NCAA II Playoffs		
Scoring Defense - 15.7 ppg	19th	2nd
Rushing Defense - 109.9 ypg	15th	1st
Passing Defense - 137.6 ypg	29th	3rd
Total Defense - 247.5 ypg	15th	2nd
Scoring Offense - 40.3 ppg	2nd	1st
Rushing Offense - 257.0 ypg	10th	1st
Passing Offense - 197.9 ypg		5th
Total Offense - 454.9 ypg	4th	1st

PSAC Football Records

Individual Season

Rushing – Most Yards

1. Michael Mann	IUP	1993	2,027
*2. Keith Higdon	CHEY	1993	1,748
3. Larry Jackson	EDIN	1994	1,660
4. Lester Frye	EDIN	1990	1,630
5. LaMonte Coleman	SR	1994	1,601
6. Dennis Robinson	IUP	1994	1,597
7. Elbert Cole	EDIN	1989	1,507
8. Joe Iacone	WC	1962	1,461
9. Derrick Price	WC	1990	1,457
10. Michael Mann	IUP	1991	1,452
11. Joe Iacone	WC	1960	1,438
12. LaMonte Coleman	SR	1993	1,396
13. Ricke Stonewall	MILL	1982	1,387
14. Ed O'Reilly	SR	1974	1,384
15. Jason Sims	WC	1987	1,368

Rushing – Most Attempts

1. Michael Mann	IUP	1993	373
*2. Keith Higdon	CHEY	1993	330
3. Lester Frye	EDIN	1990	317
4. Derrick Price	WC	1990	291
5. Ed O'Reilly	SR	1974	287
6. Mike Morucci	BLOOM	1979	281
7. Larry Jackson	EDIN	1994	274
9. Rick Diggs	SHIP	1974	274
9. Dennis Robinson	IUP	1994	270
9. Greg Paterra	SR	1988	270
9. Scott Opalsky	SR	1989	270
12. Chuck Sanders	SR	1984	269
13. Derrick Price	WC	1989	267
14. LaMonte Coleman	SR	1994	264
15. LaMonte Coleman	SR	1993	256

Rushing TDs

*1. LaMonte Coleman	SR	1994	21
1. Elbert Cole	EDIN	1989	21
3. Michael Mann	IUP	1993	19
4. Joe Iacone	WC	1962	18
4. Bert Nye	WC	1967	18
4. Bill Pettyjohn	SHIP	1991	18
4. Keith Higdon	CHEY	1993	18

Passing – Most Attempts

1. Dave McDonald	WC	1994	504
*2. Andy Breault	KUTZ	1990	474
3. Bob McLaughlin	LH	1993	458
4. Bob McLaughlin	LH	1994	431
5. Rich Lichtel	BLOOM	1967	415
6. Rich Ingold	IUP	1985	414
7. Kevin Russell	CAL	1984	406
8. Sam Mannery	CAL	1990	400
9. Bryan Woodworth	MANS	1994	387
10. Brian Gilbert	SHIP	1991	378

Passing – Most Completions

1. Dave McDonald	WC	1994	272
*2. Andy Breault	KUTZ	1990	269
3. Bob McLaughlin	LH	1993	261
4. Bob McLaughlin	LH	1994	236
5. Kevin Russell	CAL	1984	234
6. Andy Breault	KUTZ	1991	225
7. Rich Ingold	IUP	1985	219
8. Craig Ray	CLAR	1994	216
9. Sam Mannery	CAL	1990	204
10. Al Niemela	WC	1986	199

Most Passing Yards

1. Dave McDonald	WC	1994	3,613
2. Andy Breault	KUTZ	1990	3,143
3. Dave MacDonald	WC	1992	3,085
4. Bob McLaughlin	LH	1994	2,927
4. Andy Breault	KUTZ	1991	2,927
5. Bob McLaughlin	LH	1993	2,877
6. Scott Woods	IUP	1993	2,856
7. Sam Mannery	CAL	1990	2,853
8. Rich Lichtel	BLOOM	1967	2,771
9. Rich Ingold	IUP	1985	2,760
10. Bryan Woodworth	MAN	1994	2,714

Most Passing TDs

1. Dave McDonald	WC	1994	40
*2. Andy Breault	KUTZ	1991	37
3. Tony Aliucci	IUP	1990	27
4. Jim Alcorn	CLAR	1966	26
4. Rich Lichtel	BLOOM	1967	26
4. Ed Brown	WC	1989	26
7. Ed Brown	WC	1990	25
7. Jody Dickerson	EDIN	1993	25
7. Dave MacDonald	WC	1993	25
10. Dave MacDonald	WC	1992	24
11. Scott Woods	IUP	1993	23
11. Tim Ebersold	SHIP	1981	23
11. Doug Emminger	CLAR	1987	23
11. Andy Breault	KUTZ	1990	23
15. Tim Ebersole	SHIP	1982	22
15. Rich Ingold	IUP	1985	22
15. Al Niemela	WC	1986	22
15. Al Niemela	WC	1987	22
15. Hal Galupi	EDIN	1989	22

Receiving – Most Receptions

1. Mark Steinmeyer	KUTZ	1990	86
2. Brian Penecale	WC	1994	85
3. Greg Hopkins	SR	1994	83
4. Greg Hopkins	SR	1993	79
5. Bob Tucker	BLOOM	1967	77
6. Marlon Worthy	CLAR	1994	74
6. Len Pesotini	IUP	1975	74
6. Scott Benoit	E.STR	1983	74
6. Perry Kemp	CAL	1983	74
10. John Spinosa	LH	1994	73
11. Jim Sheehan	WC	1986	71
12. Jeff Zubia	SHIP	1982	68
13. Brian McGinty	LH	1994	66

Receiving – Yards Gained

1. Brian Penecale	WC	1994	1,429
*2. Bob Tucker	BLOOM	1967	1,325
3. Greg Hopkins	SR	1994	1,283
4. Greg Hopkins	SR	1993	1,229
5. Andrew Hill	IUP	1990	1,183
6. Steve Weaver	WC	1992	1,157
7. Ernest Priester	EDIN	1989	1,128
8. Andrew Hill	IUP	1989	1,108
9. Ernest Priester	EDIN	1990	1,102
10. Perry Kemp	CAL	1983	1,101

Receiving – Most TDs

1. Brian Penecale	WC	1994	22
*2. Andrew Hill	IUP	1990	20
3. Ernest Priester	EDIN	1989	16
4. Ernest Priester	EDIN	1990	15
5. Bob Tucker	BLOOM	1967	13
5. Ed Noon	SHIP	1981	13
5. Tony Trave	IUP	1987	13
5. Bill Hess	WC	1988	13
5. Steve Weaver	WC	1992	13

Most Total Offense

1. Dave McDonald	WC	1994	3,603
2. Andy Breault	KUTZ	1990	3,173
3. James Franklin	E.STR	1994	3,129
4. Dave MacDonald	WC	1992	3,082
5. Bob McLaughlin	LH	1994	2,996
6. Jeff Petrucci	CAL	1968	2,944
7. Bob McLaughlin	LH	1993	2,928
8. Scott Woods	IUP	1993	2,878
9. Andy Breault	KUTZ	1991	2,850
10. Sam Mannery	CAL	1990	2,819

Scoring – Most Overall TDs

*1. Elbert Cole	EDIN	1989	24
2. Brian Penecale	WC	1994	22
3. LaMonte Coleman	SR	1994	21
3. Michael Mann	IUP	1993	21
5. Mickey Catello	CLAR	1966	20
5. Andrew Hill	IUP	1990	20
7. Dennis Robinson	IUP	1994	19
7. Joe Iacone	WC	1962	19
7. Bert Nye	WC	1967	19
7. Larry Jackson	EDIN	1992	19
11. Keith Higdon	CHEY	1993	18

Scoring – Most Points

1. Elbert Cole	EDIN	1989	148
2. Brian Penecale	WC	1994	132
*2. Bill Shockley	WC	1958	132
4. Bert Nye	WC	1967	129
5. Michael Mann	IUP	1993	126
5. LaMonte Coleman	SR	1994	126

Kick Scoring – Most PATs

1. Michael Geary	IUP	1993	64
2. John Ruff	IUP	1994	55
*3. Barry Stevenson	WC	1971	52
4. John Marotta	WC	1988	48
5. John Marotta	WC	1989	45
6. John Jaworski	IUP	1991	44
7. Howie Guarini	SHIP	1991	43
7. Scott Rupert	EDIN	1993	43
9. Bill Shockley	WC	1958	42
9. Jim Trueman	EDIN	1984	42
9. Rob Grims	IUP	1989	42

Kick Scoring – Most Field Goals

1. Michael Geary	IUP	1993	18
*2. Bill May	CLAR	1979	16
3. Bill May	CLAR	1977	15
3. Rich Ruskiewicz	EDIN	1982	15
3. Ed Detwiler	E.STR	1991	15
3. Howie Guarini	SHIP	1991	15
7. Bill May	CLAR	1980	13
7. Howard Guarini	CLAR	1989	13
7. Ed Detwiler	E.STR	1989	13
7. John Baumann	EDIN	1990	13
7. Matt Stehman	MAN	1991	13
7. Ed Detwiler	E.STR	1992	13

Kick Scoring – Most Kicking Points

1. Michael Geary	IUP	1993	118
2. John Marotta	WC	1988	79
2. Ed Detwiler	E.STR	1991	79
2. Howie Guarini	SHIP	1991	79
5. Jim Trueman	EDIN	1984	75
6. John Ruff	IUP	1994	73
7. John Marotta	WC	1989	72
8. Rich Ruskiewicz	EDIN	1982	70
8. Eric Wentling	WC	1984	70

Career Records

Rushing – Most Yards Gained

1. Michael Mann	IUP	90-93	4,805
2. Larry Jackson	EDIN	91-94	4,237
*3. Ricke Stonewall	MILL	81-84	4,169
4. Derrick Price	WC	87-90	4,001
5. Joe Iacone	WC	60-62	3,958
6. Mike Morucci	BLOOM	76-79	3,536
7. Ron Perkins	WC	79-82	3,499
8. Joe Speese	LH	77-80	3,399
8. Al Raines	EDIN	69-71	3,399
10. Elbert Cole	EDIN	86-89	3,341

Rushing – Most Attempts

1. Michael Mann	IUP	90-93	849
*2. Derrick Price	WC	87-90	812
3. Mike Morucci	BLOOM	76-79	785
4. Larry Jackson	EDIN	91-94	717
5. Gary Frantz	CLAR	76-79	726
6. Ron Perkins	WC	79-82	696
7. Rob Funderburk	MAN	83-86	677
8. Rick Porter	SR	78-81	663
9. Scott Eberly	MILL	90-93	656
10. Elton Brown	CLAR	81-84	648
10. Ricke Stonewall	MILL	81-84	648

Rushing TDs

1. Michael Mann	IUP	90-93	48
*2. Ricke Stonewall	MILL	81-84	43
3. Larry Jackson	EDIN	91-94	42
4. Joe Iacone	WC	60-62	41
5. Ron Perkins	WC	79-82	40
5. Elbert Cole	EDIN	86-89	40
7. LaMonte Coleman	SR	92-94	37
7. Berl Nye	WC	66-68	37
9. Rob Funderburk	MAN	83-86	33
9. Steve Girting	IUP	85-88	33

Passing – Most Attempts

1. Sam Mannery	CAL	87-90	1,283
2. Andy Breault	KUTZ	89-92	1,259
3. Bob McLaughlin	LH	92-pr	1,217
4. Dave McDonald	WC	91-94	1,201
5. Chris Fagan	MILL	89-92	1,098
6. Brian Gilbert	SHIP	90-92	1,071
7. Al Niemela	WC	85-88	1,063
8. Jay DeDea	BLOOM	84-87	1,051
9. Bill Blair	MAN	89-92	1,041
10. Kevin Russell	CAL	82-84	999
11. Bret Comp	E.STR	89-92	956
12. Jody Dickerson	EDIN	91-94	911

Passing – Most Completions

1. Andy Breault	KUTZ	89-92	733
2. Bob McLaughlin	LH	92-pr	658
3. Sam Mannery	CAL	87-90	649
4. Dave McDonald	WC	91-94	644
5. Bill Blair	MAN	89-92	617
6. Al Niemela	WC	85-88	600
7. Chris Fagan	MILL	89-92	556
8. Kevin Russell	CAL	82-84	546
9. Jay DeDea	BLOOM	84-87	518
10. Rich Ingold	IUP	82-85	499
11. Brett Comp	E.STR	89-92	485
12. Jody Dickerson	EDIN	91-94	481
13. Brian Gilbert	SHIP	90-92	473
14. Tony Aliucci	IUP	89-91	452
15. Andy Baranek	E.STR	82-84	429

Most Yards Passing

1. Andy Breault	KUTZ	89-92	9,086
2. Dave McDonald	WC	91-94	9,080
3. Sam Mannery	CAL	87-90	8,680
4. Al Niemela	WC	85-88	7,853

5. Bob McLaughlin	LH	92-pr	7,667
6. Bill Bair	MAN	89-92	7,531
7. Chris Fagan	MILL	89-92	7,362
8. Tony Aliucci	IUP	89-91	7,332
9. Jody Dickerson	EDIN	91-94	7,299
10. Jay DeDea	BLOOM	84-87	7,026
11. Brett Comp	E.STR	89-92	6,661
12. Brian Gilbert	SHIP	90-92	6,524
13. Kevin Russell	CAL	82-84	6,508
14. Rich Ingold	IUP	83-85	6,454
15. Scott Woods	IUP	91-93	5,718

Most Passing TDs

1. Dave McDonald	WC	91-94	89
2. Andy Breault	KUTZ	89-92	86
3. Al Niemela	WC	85-88	73
4. Tony Aliucci	IUP	89-91	65
5. Sam Mannery	CAL	87-90	64
6. Jody Dickerson	EDIN	91-94	62
7. Jay DeDea	BLOOM	84-87	56
7. Ed Brown	WC	87-90	56
7. Bill Bair	MAN	89-92	56
10. Hal Galupi	EDIN	87-90	50
10. Bret Comp	E.STR	89-92	50

Receiving – Most Receptions

1. Greg Hopkins	SR	91-94	215
2. Andrew Hill	IUP	88-91	214
3. Mark Steinmeyer	KUTZ	88-91	200
4. Bill Hess	WC	85-88	182
5. John Spinosa	LH	92-pr	181
6. Du. MacDonald	MAN	87-90	178
7. Jeff Zubia	SHIP	80-83	173
8. Tim Brown	CLAR	90-93	169
9. Scott Ansmann	WC	87-90	166
10. Perry Kemp	CAL	80-83	165
11. Joe Senser	WC	75-78	154
12. Scott Benoit	E.STR	80-83	149
12. Ron Urbansky	CLAR	86-89	149
14. Don Wilkinson	WC	66-68	148
14. Ernest Priester	EDIN	86-90	148

Receiving – Most Yards Gained

1. Andrew Hill	IUP	88-91	4,073
*2. Greg Hopkins	SR	91-94	3,382
3. Ernest Priester	EDIN	86-90	3,064
4. Bill Hess	WC	85-88	2,866
5. Terry McFetridge	CLAR	82-85	2,711
6. Du. MacDonald	MAN	87-90	2,539
7. Perry Kemp	CAL	80-83	2,532
8. Howard Hackley	EDIN	73-76	2,467
9. Jeff Zubia	SHIP	80-84	2,410
10. Vic Shandor	CAL	89-92	2,349
11. Don Wilkinson	WC	66-68	2,280
12. Wade Acker	SR	82-85	2,203
13. Tony Trave	IUP	84-87	2,191
14. Joe Senser	WC	75-78	2,186
15. Ron Urbansky	CLAR	86-89	2,164

Most Receiving TDs

1. Andrew Hill	IUP	88-91	41
*2. Ernest Priester	EDIN	86-90	35
3. Brian Penecale	WC	92-pr	34
4. Bill Hess	WC	85-88	30
5. Scott Asman	WC	87-90	29
6. Greg Hopkins	SR	91-94	28
7. Terry McFetridge	CLAR	82-85	25
7. Du. MacDonald	MAN	87-90	25
9. Ed Noon	SHIP	80-82	24
10. Don Wilkinson	WC	66-68	23
10. Mark Steinmeyer	KUTZ	88-91	23

Total Offense

1. Sam Mannery	CAL	87-90	9,125
2. Dave McDonald	WC	91-94	9,081
3. Andy Breault	KUTZ	89-92	8,975

4. Bill Bair	MAN	89-92	8,101
5. Bob McLaughlin	LH	92-pr	7,949
6. Jody Dickerson	EDIN	91-94	7,674
7. Al Niemela	WC	85-88	7,359
8. Tony Aliucci	IUP	89-91	7,034
9. Kevin Russell	CAL	82-84	7,012
10. Chris Fagan	MILL	89-92	6,902
11. Bret Comp	E.STR	89-92	6,774
12. Jay DeDea	BLOOM	84-87	6,384
13. Jeff Petrucci	CAL	66-68	6,297
14. Rich Ingold	IUP	83-85	6,145
15. Blair Hrovat	EDIN	81-84	6,070

Most Overall TDs

1. Michael Mann	IUP	90-93	52
*2. Elbert Cole	EDIN	86-89	48
*3. Larry Jackson	EDIN	91-94	45
4. Ricke Stonewall	Mill	81-84	44
5. Joe Iacone	WC	60-62	42
6. Toby Barkman	E.STR	60-63	41
6. Ron Perkins	WC	79-82	41
6. Andrew Hill	IUP	88-91	41
6. Mark Steinmeyer	KUTZ	88-91	41
10. Al Raines	EDIN	69-71	39
11. LaMonte Coleman	SR	92-94	38
11. Bert Nye	WC	66-68	38
13. Larry Monsilovich	IUP	69-71	37
13. Ernest Priester	EDIN	86-90	37

Scoring

1. Michael Mann	IUP	90-93	312
*2. Elbert Cole	EDIN	86-89	288
*3. Larry Jackson	EDIN	91-94	270
4. Mark Steinmeyer	KUTZ	88-91	266
5. Ricke Stonewall	MILL	81-84	264
6. Ed Detwiler	E.STR	89-92	262
7. Joe Iacone	WC	60-62	258

Kick Scoring – Most PATs

1. John Marotta	WC	87-90	155
2. John Sandstrom	IUP	85-88	140
3. Jim Trueman	EDIN	83-86	138
4. Luke Hadfield	MILL	86-89	121
5. Barry Stevenson	WC	70-73	118
6. Scott Rupert	EDIN	91-94	117
7. Brad Heim	MILL	90-93	115
8. Ed Detwiler	E.STR	89-91	112
9. Jim Curley	SHIP	75-78	104
10. Michael Geary	IUP	92-93	102
11. Ed Kelly	SR	73-76	100
11. Howie Guarini	SHIP	88-91	100

Kick Scoring – Most Field Goals

1. Ed Detwiler	E.STR	89-92	50
2. Bill May	CLAR	77-80	49
3. Howie Guarini	SHIP	88-91	47
4. Rich Ruszkiewicz	EDIN	79-82	43
5. Brad Heim	MILL	90-93	39
6. Jim Trueman	EDIN	83-86	36
7. Luke Hadfield	MILL	86-89	31

Kick Scoring Points

1. Ed Detwiler	E.STR	89-91	262
2. Jim Trueman	EDIN	83-86	246
3. John Marotta	WC	87-90	245
4. Howie Guarini	SHIP	88-91	241
5. Bill May	CLAR	77-80	234
6. Brad Heim	MILL	90-93	232
7. John Sandstrom	IUP	85-88	230
8. Luke Hadfield	MILL	86-89	214
9. Rich Ruszkiewicz	EDIN	79-82	182
10. Paul Cramer	CLAR	91-94	181

*Denote records based on regular season games only (as recognized by the NCAA).

Athletic Directory

Ahearn, Shawn	Coordinator of Sports Information and Promotions	732-2811
Astorino, Gary	Assistant Wrestling Coach	732-2853
Baumgartner, Bruce	Head Wrestling Coach	732-2853
Browning, Scott	Assistant Football Coach	732-2568/2749
Chock, Kenwyn	Head Men's and Women's Swimming Coach	732-2584
Cronk, Nick	Assistant Football Coach	732-2568/2749
Elliott, Tony	Assistant Football Coach	732-2568/2749
Findlay, Andy	Head Men's and Women's Tennis Coach	732-2716
Flynn, Tim	Assistant Wrestling Coach	732-2853
Gierlak, Dan	Assistant Football Coach	732-2568/2749
Hanna, Gary	Assistant Athletic Trainer	732-2473
Higham, Carla	Athletic Director's Secretary	732-2776/2778
Higham, Dave	Assistant to the Athletic Director	732-2293
Hollman, Tom	Head Football Coach	732-2568/2749
Jay, Todd	Assistant to the Vice President for Athletic Compliance and Publicity	732-2811
Jones, Angela	Athletic Secretary	732-2568/2749
Marshall, Sue	Booster Club Coordinator	732-2293
Mooradian, Jody	Athletic Director	732-2776/2778
Nelson, Mike	Assistant Football Coach	732-2568/2749
Radovich, John	Head Baseball Coach	732-2876
Roberts, George	Director of Sports Medicine	732-2473
Skillings, Vince	Assistant Football Coach	732-2568/2749
Swank, Stan	Head Women's Basketball Coach	732-2238
Theehs, Lynn	Head Women's Volleyball Coach	732-2584
Thompson, Connie	Sports Information Secretary	732-2811
Tyler, Karen	Cheerleading Advisor	732-2724
Walcavich, Greg	Head Men's Basketball Coach	732-2248
Watts, Doug	Head Men's and Women's Cross Country and Track Coach	732-2877
White, Dr. Arnold	Head Golf Coach	732-2876
Williams, Andrea	Assistant Women's Basketball Coach	732-2238

Fighting Scots Media Outlets

	Contact	Phone	Fax
Newspapers			
Erie Daily Times	Kevin Cuneo	(814) 870-1701	(814) 870-1808
Erie Morning News.....	Jim Camp.....	(814) 870-1675	(814) 870-1808
Erie Times.....	Sports Department.....	(814) 870-1700	(814) 870-1808
Meadville Tribune.....	Bob Heist.....	(814) 724-6370	(814) 724-8755
Pittsburgh Post-Gazette.....	Sports Department.....	(412) 263-1622	(412) 391-8452
Sportsweek.....	Dennis Michalski.....	(814) 870-1710	(814) 870-1808
USA Today	Sports Department	1-800-872-8632	N/A
Youngstown Vindicator.....	Sports Department.....	(216) 747-1478	(216) 747-6712
Televisions			
WICU (NBC).....	Mike Ruzzi.....	(814) 454-5201	(814) 455-0703
WJET (ABC)	John Evans	(814) 864-2400	(814) 868-3041
WSEE (CBS)	Gary Drapcho	(814) 454-3500	(814) 454-5541
ESPN	Sports Department.....	(203) 585-2000	(203) 585-2422
Radio Stations			
WJET FM 102	Sports Department.....	(814) 455-2741	(814) 459-0838
WLKK	Sports Department.....	(814) 456-7034	(814) 456-0292
WMXE.....	Sports Department.....	(814) 451-1037	(814) 459-2363
WZPR.....	Ray Horner.....	(814) 724-1111	N/A
Wire Services			
AP.....		(412) 281-3747	(412) 281-1869
UPI		(412) 553-5300	(412) 281-1953

Pennsylvania State Athletic Conference and Pennsylvania State System of Higher Education



Chancellor James H. McCormick

The Pennsylvania State Athletic Conference (PSAC) was organized in 1951 for the purpose of promoting and administering men's athletic programs within the fourteen state teachers colleges in the Commonwealth of Pennsylvania.

In 1977, due to the interest and growth of women's athletics, the Pennsylvania State Athletic Conference was restructured to provide for women's programs.

From its inception, each Conference member selected its own competitive division within the National Collegiate Athletic Association (NCAA). In 1980, however, the presidents of the schools voted to reclassify to Division II.

In 1983, all member institutions were granted university status as a result of Legislative Act 188 which formed the Pennsylvania State System of Higher Education (SSHE). This system now

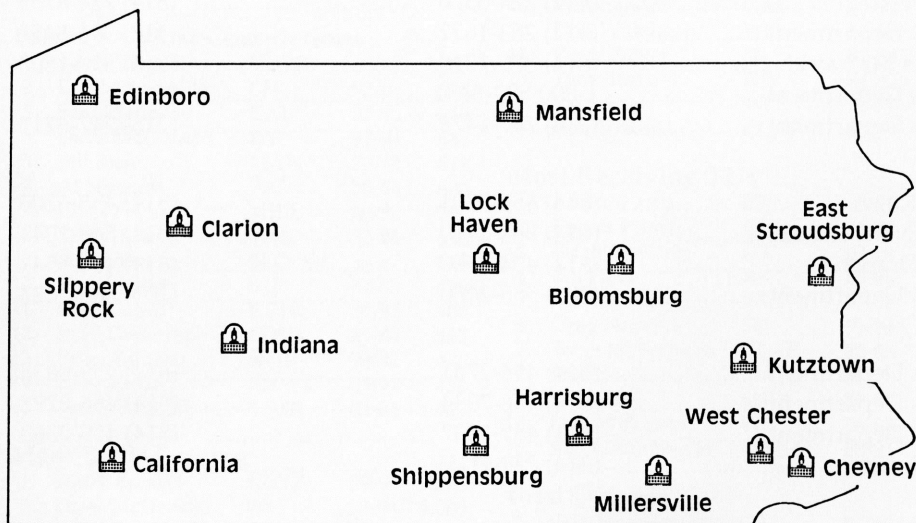
enrolls in excess of 99,000 students. The alumni of the SSHE number more than 402,000, including 287,000 in Pennsylvania. The chancellor of the SSHE is Dr. James H. McCormick.

One of the largest conferences in the nation, the PSAC is under the leadership of a board of directors (the 14 university presidents). The Conference also employs a commissioner, Dr. Charles A. 'Tod' Eberle.

The PSAC sponsors 20 men's and women's intercollegiate sports. For men the PSAC offers baseball, basketball, cross country, football, golf, soccer, swimming, tennis, track and field, and wrestling. For women the sports include basketball, cross country, field hockey, lacrosse, soccer, softball, swimming, tennis, track and field and volleyball.

Although all 14 institutions are members of NCAA Division II, nine schools have elected to participate at the Division I level in selected sports.

The PSAC is one of the nation's most respected Division II conferences. Annually the PSAC places several teams in various NCAA top 20 polls. In addition, it has produced numerous national champions over the years.



The Hollman Era Continues 1988-1995

Jason Perkins, LB – *Football Gazette*
(second team)

Georj Lewis, DB – *Football Gazette* (third team)
Football Gazette – Honorable Mention
John Messura, DL

1992

Mike Kegarise, OL – Associated Press
(third team)
Football Gazette (honorable mention)

Jason Perkins, LB – *Football Gazette* (third team)

Mike Barnes, DB – *Football Gazette* (third team)

Anthony Ross, DE – *Football Gazette* (third team)

Football Gazette – Honorable Mention
Georj Lewis, DB; Scott Nickel, OL;
Gary Lhotsky, P; Larry Jackson, RB

1993

Mike Kegarise, OL – Associated Press
(first team)

C.M. Frank All-America (first team)

Football Gazette (third team)

*Consensus All-America (second team)

Jason Perkins, LB – Associated Press
(second team)

C.M. Frank All-American (first team)

Football Gazette (second team)

College Sports Information Directors
(second team)

*Consensus All-America (second team)

Football Gazette – Honorable Mention

Jody Dickerson, QB; Steve Russell, SS;
Russell Cray, DT

C.M. Frank All-America – Honorable Mention
Larry Jackson, RB

1994


Larry Jackson, RB – College Sports Information
Directors (third team)
Football Gazette (second team)
Associated Press (third team)
C.M. Frank (first team)

Pat Schuster, DE – College Sports Information
Directors (third team)
Football Gazette (second team)
Associated Press (third team)
C.M. Frank (third team)

Steve Russell, DB – *Football Gazette*
(second team)
C.M. Frank (honorable mention)

Football Gazette – Honorable Mention
Jeremy O'Day, OL; Mike Edwards, LB

C.M. Frank – Honorable Mention
Jeremy O'Day, OL; Mike Edwards, LB;
Lateef Walters, WR; Jody Dickerson, QB





1995 Schedule

Sept. 2	HILLSDALE	1:00 p.m.
Sept. 9	at Appalachian State	7:00 p.m.
Sept. 16	at Portland State	7:00 p.m.
Sept. 30	LOCK HAVEN UNIV. (Homecoming)	2:00 p.m.
Oct. 7	at Shippensburg University	1:00 p.m.
Oct. 14	CALIFORNIA UNIVERSITY	1:00 p.m.
Oct. 21	at Slippery Rock University	1:00 p.m.
Oct. 28	IUP	1:00 p.m.
Nov. 4	MANSFIELD UNIVERSITY	1:00 p.m.
Nov. 11	at Clarion University	1:00 p.m.