

# EDINBORO UNIVERSITY OF PENNSYLVANIA



1994-95  
FOOTBALL

# The Hollman Era Continues 1988-1994

"I like the shape of our program. Our goal was to establish a winning program and have fun in the process. I feel we have done that. We continue to improve on the field and in the classroom – we want to continue to bring a special type of student-athlete to Edinboro University. It is time to take the next step and take our program to the elite level among Division II schools. Each year, we feel that we can play with any team in the country."

– Tom Hollman

45-19-2 Overall Record (5-4-1, 9-3, 8-3, 7-4, 8-2-1, 8-3)  
Four Trips to the NCAA II Playoffs

27-7-2 Pennsylvania State Athletic  
Conference Western Division

1993

#14 – Final NCAA II  
NCAA II Field of 16

Pre-Season – #2 Football Digest



Elbert Cole, Running Back  
NCAA II Player of the Year  
(second runner up 1989)  
Kodak first team All-American  
Career: 642 attempts, 3,341 yards, 48 TDs



Ernest Priester, Wide Receiver  
NCAA II Player of the Year (runner up 1990),  
Kodak First Team All-American  
Career: 147 receptions, 3,053 yards, 35 TDs

1992

#15 – Final NCAA II  
NCAA II Field of 16

1991

#20 – Final NCAA II

1990

#11 – Final NCAA II  
NCAA II Field of 16  
and Quarterfinalist

1989

#7 – Final NCAA II  
NCAA II Field of 16



# EDINBORO UNIVERSITY of Pennsylvania

## 1994 FOOTBALL GUIDE

*A proud member of the State System of Higher Education*

### Memo to the Media

Edinboro University's 1994 football guide has been designed to assist members of the media in the coverage of Fighting Scot Football. Press releases, photographs and statistics will be made available for your use throughout the season. Pre-game football material (rosters, starters, statistics and records) will be available for your use throughout the season. Pre-game football material (rosters, starters, statistics and records) will be available in the press box, and play-by-play, halftime and final statistics will be provided for each home game. If additional information is desired, please contact the Sports Information Office, Todd V. Jay, director, Edinboro University, Edinboro, Pa. 16444. Office phone (814) 732-2811, press box phone (814) 732-2808 or fax (814) 732-2596.

Guide Editor: Todd V. Jay

Staff Credits: Will Adair,  
Jim Pierzynski, Keith Uhrig

Photo Credits: Bob Wheeler,  
Dave Medvec

*Follow Fighting Scot football on WFSE Radio, 3000 watts 88.9 – the radio voice of Edinboro University.*

Edinboro University is committed to a policy of equal opportunity for all in every aspect of its operations. The University has pledged not to discriminate on the basis of race, sex, color, age, religion, national origin, disability, organizational affiliation, affectional or sexual preference, and marital status. This policy extends to all educational, service, and employment programs of the University.

### Flip to it Fast

The Hollman Era .....	Inside Front and Back Covers
Edinboro University .....	2
President Foster F. Diebold .....	3
Head Coach/Interim Athletic Director Tom Hollman .....	4-5
Assistant Coaches .....	6-7
Scouting the Scots .....	7
Scot Success in the Classroom .....	8
1994: Building a Tradition .....	9
1994 Roster .....	10
1994 Returning All-Americans .....	11
Player Profiles .....	12-15
1993 Season in Review .....	16-19
1993 Honors and Accomplishments .....	19
1993 Individual and Team Stats .....	20
The Pennsylvania Conference .....	21
Checking the Records .....	22-23
Previous Games Against 1994 Foes .....	23-24
Scots Against Their Opponents .....	25
Records, Points and Percentages .....	25
All-Time Scores 1926-1993 .....	26-28
The Coaches and Their Records .....	28
The Record Books .....	29-30
NCAA II Playoff Stats .....	31-32
Fighting Scots 1988-1993 .....	32
PSAC Football Records .....	33-34
Athletic Directory .....	35
Media Outlets .....	35
State System of Higher Education .....	36

*Follow the Fighting Scots!*

# Edinboro University of Pennsylvania



## HISTORY

- ✓ Founded in 1857 as a private academy
- ✓ Previously named Edinboro Academy, Edinboro Normal School, Edinboro State Teachers College, and Edinboro State College
- ✓ The second normal school established in Pennsylvania and the twelfth in the U.S.
- ✓ Became Edinboro University of Pennsylvania on July 1, 1983 with the formation of the Pennsylvania State System of Higher Education

## LOCATION

- ✓ Located in the resort town of Edinboro, Pennsylvania
- ✓ Just 15 miles south of Erie and 100 miles from Pittsburgh, Cleveland, and Buffalo
- ✓ Easily accessible from interstates 90 and 79

## SPECIAL PROGRAMS

- ✓ The nation's third largest educational program for the physically disabled including services for the hearing impaired, the visually impaired, and the learning disabled

- ✓ International education program for the exchange of faculty and students
- ✓ Honors program for academically gifted students
- ✓ Internships and field experiences which integrate academic pursuits with on-site "real world" work situations and personal relationships

## FACILITIES

- ✓ Forty buildings on a 585-acre wooded campus with a five-acre lake
- ✓ Day, evening and weekend classes at the 27-acre Porreco Extension Center in nearby Erie, Pa.
- ✓ Seven-story library with more than 430,000 bound volumes and 1,200,000 microform units, on-line public access catalog, on-line and CD-ROM searching systems, public access catalog for the visually impaired, and interlibrary loan service.
- ✓ Eight on-campus residence halls
- ✓ Planetarium, modern science labs, solar observatory, robotics laboratory, TV studio, radio station, and center for the performing arts
- ✓ Reading clinic, speech and hearing clinic, math clinic, parent-child development center, and computer lab for children

- ✓ Seven powerful mini-computer systems, more than 550 personal computers, 200 terminals, and 10 computer labs with current hardware and software
- ✓ Recreational facilities, life skills center, and nurse's station for students with disabilities
- ✓ Campus is nearly 100% wheelchair accessible
- ✓ A newly-remodeled University Center with an indoor running track, saunas and whirlpools, weight room, racquetball and handball courts, full-service bookstore and dining areas, bowling lanes, and an aerobics room
- ✓ Tennis courts, football stadium, weight rooms, all-weather track, and olympic-size pool with diving tank

## ATHLETICS

- ✓ Men's baseball, basketball, cross country, football, golf, swimming, tennis, track, and wrestling
- ✓ Women's basketball, cross country, softball, swimming, tennis, track, and volleyball
- ✓ The Fighting Scots compete in the Pennsylvania Conference and the National Collegiate Athletic Association, Division I and II





# President Foster F. Diebold

Now in his fifteenth year as president of Edinboro University of Pennsylvania, Foster F. Diebold is the fourteenth chief executive officer of the institution of higher learning that has come to acclaim in the last decade as one of Pennsylvania's and the nation's finest. He has brought a vigorous educational and moral leadership, a strengthening of the spirit of community, a clear sense of direction and purpose, and a dimension of multicultural pluralism and diversity.

Much has been accomplished during President Diebold's tenure. The University has returned to financial health. Significant facilities and grounds improvements have been achieved, with several of the historic structures on campus restored to their original splendor. Academic programs have been emphasized and improved, with more than 100 degree offerings now available. Enrollment gains have been unprecedented in both numbers and academic quality. International linkages have been established with institutions in several other countries, and Edinboro University's program for students with disabilities continues to garner acclaim as one of the finest among all colleges and universities in the United States. Widely recognized as a leader in education both here and abroad, President Diebold has positioned Edinboro University to meet the challenges that will face public higher education in the 21st century.

The Orange, New Jersey, native is a graduate of Monmouth College and also holds a master of arts in educational administration from Seton Hall University. He has met coursework requirements for a doctorate in education at Rutgers University and is currently completing the dissertation requirement for the Ph.D. program in higher education at the University of Pittsburgh.

Prior to his presidency of Edinboro University, President Diebold was president of the University of

Alaska from 1977 to 1979. Before that, he was executive secretary to the Board of Regents and special assistant to the president of the University of Alaska Statewide System. From 1969 to 1976, he was director of Development and Planning at Kean College in New Jersey and a member of the graduate faculty at that institution; and from 1965 to 1969, he was assistant superintendent of the Neptune Township (New Jersey) Public Schools.

Recognized for his extensive experience in the field of education management, President Diebold's scholarly achievements in the discipline of applied ethics in higher education deserve special mention. The model statement he authored for the American Association of State Colleges and Universities, "Ethical Practices for College Presidents," was unanimously adopted by that professional organization and published as policy for the chief executives of its nearly 400 member institutions nationwide. It is the first formally adopted ethical practices and policy statement for higher education presidents.

For his leadership on an international scale and for his many contributions to the advancement of higher education and enrichment of an emerging culture in Pakistan, President Diebold was decorated with prestigious gold medals from three Pakistani universities. The awards for educational eminence were presented during visits to the Edinboro campus by official Pakistani delegations.

President Diebold was also honored by the Government of Pakistan with the awarding of the degree of Doctor of Laws (*honoris causa*), presented at the Government House in the City of Karachi. The ceremony was attended by the presidents of the several Pakistani universities holding linkage agreements with Edinboro University, as well as many high-ranking officials of the Government



Foster F. Diebold

of Pakistan and U.S. diplomatic officials.

A staunch advocate of a statewide system of public universities in Pennsylvania, President Diebold supported the enabling legislation for the State System of Higher Education (Act 188 of 1982) and saw the State System come to existence in 1983 as a member of the transition team. He currently serves on the System's Executive Council of Presidents and on the boards of the Pennsylvania Academy for the Profession of Teaching, the Pennsylvania State Athletic Conference, and the Dixon University Center at Harrisburg.

President Diebold's stature in American higher education has been recognized by several high-level appointments. He was named to the National Committee on U.S.-China Relations, the leading national organization devoted to building constructive relationships between the two countries. He was also appointed to the Leadership Council of the Northeast-Midwest Institute, a regional component of the Center for Regional Policy, and to the Pennsylvania Humanities Council, the private, non-profit group promoting statewide public understanding of the humanities.

# Head Coach/Interim Athletic Director Tom Hollman



Tom Hollman

In January 1988, Edinboro University hired Tom Hollman, Athens, Ohio, as its eleventh head football coach in the school's history. Hollman came to Edinboro from Ohio University, where he was the defensive coordinator. This August, Tom was named interim athletic director, replacing James K. McDonald who held the position since 1981.

Hollman, beginning his seventh year, has the Scot program back in the national spotlight. At Edinboro, he has earned 45 wins against just 19 losses and two ties and owns an impressive 27-7-2 slate against the PSAC Western Division. The Scots have advanced to post-season play four of the past five years.

In 1989, he was named the top coach in the East Region by the National Football Coaches Association and also tabbed the top coach in the PSAC West. In 1990, he guided the Scots to their first-ever NCAA II playoff win as Edinboro routed Virginia Union and advanced to the national quarterfinals.

"Edinboro has been a great experience, and I like the direction of the program," Hollman said.

"As a coach, I have been fortunate to coach at many different levels, from high school to Division I. The Division II level here at Edinboro is very appealing to me in relation to my career goals. It is a great feeling to be a head coach at this level."

Hollman's educational background begins with a high school diploma from Memorial High School in St. Mary's, Ohio, followed by his undergraduate degree in education from Ohio Northern University in 1968. Three years later Hollman received his master of science degree in education from Xavier University in Cincinnati, Ohio.

While at Ohio Northern, Hollman was a three-year starter for the football team and a two-year per-

former as a defensive back and offensive end during his junior and senior years. He holds the school record with 13 career interceptions and earned All-American and All-District honors during the 1966 and 1967 seasons. Hollman also lettered in baseball for three years during his stay at Ohio Northern.

A chronological look at Hollman's coaching career begins in 1968 as an assistant coach at Sidney High School in Sidney, Ohio. From there, Hollman moved on to Greenville High School in Ohio where he became head coach from 1971-73. His Greenville squads posted an impressive 26-2-2 mark during his three-year stay.

Hollman then moved on to Fremont Ross High School as head coach for the 1974 and 1975 seasons, where his squad recorded 15 wins against three setbacks and two ties. Fremont was the Buckeye Conference champ in 1974, unbeaten at 9-0-1.

In 1976, Hollman moved on to the collegiate ranks where he was the defensive coordinator for his alma mater at Ohio Northern University.

The following year, Hollman accepted the head coach position at Wooster College (OH) and guided his squad to the best four-year record in the school history (24-11-1).

In 1981, Hollman took an assistant coaching spot with Ball State University which he held through the 1984 campaign. Then, beginning in 1985 Hollman held the defensive coordinator position at Ohio University.

Tom resides in Edinboro with his wife, Kandi, and four children, Mari, Jon, Tim and Denise.





**At Edinboro University**

1988  
5-4-1

1991  
7-4

1989  
9-3

1992  
8-2-1

NCAA Playoffs

NCAA Playoffs


1990  
8-3

1993  
8-3

NCAA Playoffs

NCAA Playoffs

**45-19-2**



# Assistant Coaches



## Scott Browning – Offensive Line

Moving to the offensive side of the ball, from the defensive backfield, Scott brings a wealth of coaching experience in his ninth year at the 'Boro. Under his guidance the Scot defense has intercepted 78 passes the past six seasons. He has guided the fortunes of All-Americans Steve Russell, Michael Willis, Wade Smith, Georj Lewis, and Mike Barnes, and PSAC Rookie of the Year Mario Houston. Offensively, he coached former greats Elbert Cole, Floyd Faulkner and Ross Rankin.

Scott came to Edinboro from Ohio State University, where he coached receivers and running backs. Prior to his start at OSU, Browning coached at Worthington and Dayton-Fairview high schools in Ohio, from 1979-81. Then, as a

graduate assistant, he coached the defensive secondary at New Mexico State in 1982.

In 1983, he mentored the receivers at Idaho State University which advanced to the Division I-AA playoffs.

Browning earned a master's degree in education administration from New Mexico State in 1983, and a BS in education from Ohio State in 1981. Earlier, before transferring to OSU, Scott attended Capital University where he played football for one season. Browning was a four-year letterman in four sports at Loudonville High School (OH) prior to his collegiate days. Scott is married to the former Lynn Hook, and has a son, Andrew Scott. The Brownings reside in Edinboro.




## Dan Gierlak – Running Backs

Dan Gierlak enters his eighth season as a full-time coach with his responsibilities concerning the running backs. He was formerly the head women's softball coach for the Scots and led the squad to the PSAC playoffs in 1990.

Gierlak came to the 'Boro from Thiel College (Pa.) where he coached the defensive secondary for the 1984 season. Dan, a starter and three-year letterwinner for the Plaid in the secondary, moved on to the semi-pro ranks with the Chicago Cowboys. During his short stint with the Cowboys, Gierlak's squad gained national championship honors in 1984 and run-

ner up nationally in the 1985 season. Gierlak brings both playing and coaching experience to the staff, giving the Scot players an added plus on the offensive side of the ball. As backfield coach, he has guided former Harlon Hill finalist Elbert Cole and Boro All-Americans Lester Frye and Larry Jackson.

Originally from Buffalo, New York, Dan graduated from Edinboro with a degree in health and physical education. He and his wife, the former Amy Adams, three-year-old daughter, Alexandria Alicia, and 9-month-old son, Daniel "Joey" Jr., reside in Edinboro.



## Tony Elliott – Secondary

Tony Elliott, a defensive back with the Green Bay Packers from 1986-88, begins his first season coaching the Fighting Scot secondary. His professional playing experience should be beneficial to an already strong Edinboro secondary. "Tony has a fine football mind, and has been successful as a player and coach. He comes strongly recommended from others in the profession and will be an excellent role model for our players," head coach Tom Hollman said.

Elliott comes to Edinboro from Wayne State (Michigan), where he served as the defensive coordinator and secondary coach last year. He started at WSU

in 1992 as defensive coordinator and linebacker coach. He began his coaching career at Alma College in 1990-91, before coaching at Grand Valley University in 1991-92. His main duties at those two schools were recruiting and teaching on the defensive side of the ball.

Elliott is a graduate of Central Michigan University where he majored in sports studies with a minor concentration in interpersonal communications. He was a four-year letterman for the Chippewas of CMU. Originally from Detroit, Elliott played at Finney High School from 1979-82 where he was an All-State performer.



## Mark Niswonger – Defensive Coordinator/Linebackers

Mark Niswonger, a veteran of the coaching ranks for 21 years, begins his seventh year with the Plaid as defensive coordinator and linebacker coach. Former understudy of head coach Tom Hollman at Greenville High School, Mark brings extensive experience both on and off the field to the Scot coaching staff. He has helped mold the Scot defense into one of the most respected squads in the country on the Division II level.

His coaching stint began back while attending Findlay when he was the head scout for Arlington High School. His first job after college was as defensive coordinator for Bryan High School (OH) where the team earned a 9-1 record. The next two seasons, Niswonger was the defensive coordinator at West Carrollton High School (OH) where his squad posted an impressive 17-1-2 slate.

After West Carrollton, he then returned to graduate school at Ball State University where he helped coach the tight ends and offensive linemen.

From 1981-84, Niswonger was the head coach at Franklin City schools and was named "coach of the year" in 1982 when his squad won its first league championship in 18 years. He then moved on to the collegiate ranks in 1984 at Manchester College as defensive coordinator and then back to his alma mater from 85-87 as their secondary coach.

Niswonger's education includes an undergraduate degree in physical education and political science from Findlay and a MA in physical education from Ball State. Mark and his wife Patty and three-year-old daughter, Megan Marie, and eighteen-month-old son, Joushua Jay, reside in Edinboro.



## Scouting the Scots

Name .....	Edinboro University of Pa. (1857)	Head Coach .....	Tom Hollman (Ohio Northern, 1968)
Location .....	Edinboro, Pa. 16444	Seasons, Overall Record .....	6, 45-19-2
President .....	Foster F. Diebold (August 1979)	Assistant Coaches .....	Scott Browning, Dan Gierlak Mark Niswonger, Tony Elliott
Enrollment .....	7,730	1993 Record .....	8-3, Conference 5-1
Colors .....	Red and White	Team Trainer .....	George Roberts
Conference .....	Pennsylvania State Athletic	Assistant Team Trainer .....	Gary Hanna
Affiliation .....	NCAA Division II	Press Box Phone .....	814-732-2808
Stadium .....	Sox Harrison (4,500)	1993 Team Captains .....	TBA
Interim Athletic Director .....	Tom Hollman	Lettermen Returning/Lost .....	44/20
Athletic Department Phone .....	814-732-2776/2778	Starters Returning .....	12 (counting specialties)
Sports Information Director .....	Todd V. Jay	Team Strengths .....	Skill positions
Sports Information Phone .....	814-732-2811 (office) 814-732-2596 (fax), 814-734-4317 (home)	Team Question Marks .....	Offensive/defensive line

# Scot Success in the Classroom

Under the direction of Tom Hollman, the Scots have not only excelled on the field but in the classroom.

Last year the football team had 28 different student-athletes earn semester grade point averages over the 3.0 mark, up one from a year ago. Furthermore, the Scots also increased the number of players who eclipsed the same standard on a cumulative basis.

Among the 'Boro's standouts were 1994 graduates Scott Mikowicz and Dave Ashton. Mikowicz displayed outstanding work in the classroom, finishing his academic career with an impressive 3.40 QPA. The height of his studies was exemplified with his representation of Edinboro University as an NCAA post-graduate scholarship nominee. Also the starting tight end on the football team, Mikowicz caught 25 passes for 365 yards and four touchdowns. Ashton earned honors as a national scholar-athlete and as a three-time Edinboro University scholar-athlete, maintaining a 3.22 QPA during his four years at the 'Boro. He was a starting wide receiver in 1993, catching 26 passes for 334 yards and three touchdowns.

Several 1993 graduates earned laurels on and off the field during their careers at Edinboro. Sean Seibert and Brian Heebsh were both recognized as national scholar-athletes by *College Football Preview* magazine a year ago, while All-Americans Georj Lewis and Mike Barnes were nominated for NCAA minority post-graduate scholarships.



Dave Ashton  
National Scholar-Athlete

## Fighting Scot 3.0 Club

### Fall 1993

John Styborski (4.00)  
Todd Henne (3.81)  
Josh Przybylski (3.63)  
Eric Schrimper (3.62)  
Matt Brown (3.60)  
Gary Lhotsky (3.59)  
Gordie Hitchcock (3.50)  
Eric Zechman (3.35)  
Derek Clark (3.33)  
Jason Perkins (3.33)  
Dave Donaldson (3.30)  
Tony Tighe (3.30)  
Rick Walker (3.30)  
Joe Freund (3.29)  
Dave Ashton (3.25)  
Scott Rupert (3.25)  
William Wise (3.25)  
Pat Brown (3.17)  
Matt Barrett (3.14)  
Chris Hart (3.13)  
Scott Mikowicz (3.13)  
Jesse Hannan (3.10)  
Det Betti (3.03)

### Spring 1994

Dave Ashton (4.00)  
Matt Brown (4.00)  
Todd Henne (4.00)  
Gordie Hitchcock (4.00)  
Steve Russell (4.00)  
Rick Walker (3.69)  
Jesse Hannan (3.50)  
Scott Mikowicz (3.43)  
Chris Hart (3.40)  
Det Betti (3.33)  
Jeremy O'Day (3.30)  
Al Bass (3.20)  
Eric Zechman (3.20)  
Derek Clark (3.16)  
Cedrick Thomas (3.14)  
Mike Edwards (3.00)



Dr. Roy Shinn, Speech and Communication Studies Department, addresses student-athletes at the recognition banquet in April.

## 1993-94 Scots with Cumulative QPA of 3.0+

Matt Brown (3.85)  
Todd Henne (3.67)  
Rick Walker (3.55)  
Scott Mikowicz (3.40)  
Jesse Hannan (3.30)  
Chris Hart (3.28)  
Eric Zechman (3.28)  
Derek Clark (3.24)  
Dave Ashton (3.22)  
Al Bass (3.20)  
Eric Schrimper (3.10)  
Gordie Hitchcock (3.03)





# 1994: Building a Tradition

Before the arrival of Tom Hollman in 1988, the Fighting Scots knew that their football program needed a lift. What they didn't know was that under Hollman's direction, their lift would quickly become a significant elevation.

Edinboro has taken its program to national prominence, and in 1994 will aim to reach the NCAA II playoffs for the fifth time in the past six seasons. Last year, the Scots earned their second straight post-season appearance while posting another eight-win (8-3) season. With all three hard fought losses coming at the hands of nationally-ranked opponents, the Boro was strong enough to finish the year ranked #14 among the Division II elite.

This upcoming season should be a good measure of just how successful the Edinboro tradition has become. Graduation took 11 starters, many of whom spent multiple seasons at the top of the depth chart. And while the good fortune has been enjoyed, it has not gone unnoticed. The Scots will have to carry on the tradition without both former offensive line coach Ed Stults, who assumed the head coaching duties at Defiance College (OH), and former defensive line coach/recruiting coordinator Gene Smith, who now works as an NFL BLESTO scout.

The quest for a third straight post-season berth in 1994 will not be easy with another rugged 10-game schedule. The PSAC West slate is more balanced than ever, while, furthermore, the Scots face formidable non-conference foes in Hillsdale (MI), Elizabeth City and American International, and Mansfield.

The Plaid will host five games and play five on the road in 1994, including the visitors role in two straight contests to begin the year. In a strange twist of fortunes, the Boro has been a terror away from home the past two years. Since the start of the 1992 campaign, Edinboro has gone 10 straight regular season road games without a loss while posting seven wins and three setbacks at Sox Harrison Stadium.

## A Breakdown of Personnel

### Skill Positions

Quarterback Jody Dickerson will head the offense for the fourth straight season. On pace to break several Edinboro career passing records, the PSAC West first-teamer, and honorable mention All-American, returns after a stellar 1993

campaign in which he set single season standards for yards (2,209), touchdowns (25), and attempts (277). The Scots have compiled an impressive 23-9-1 record during his string of 33 consecutive starts.

Larry Jackson, one of the best tailbacks in Edinboro history, also returns for his senior season. The 1992 PSAC West Player of the Year returned from early season injuries to amass 1,171 yards and eight touchdowns in 1993. Jackson's 2,577 career rushing yards puts him within 823 yards of the Boro's all-time mark. Fullback Chris Snyder, both a tough runner and punishing blocker, will solidify the Plaid backfield.

When the Scots go to the air, they'll look in the direction of wide out Lateef Walters (23 receptions, 550 yds., 6 TDs) who gives them plenty of big-play experience.

### Offensive Line

The Boro is strong up the middle, with returning guards Det Betti and Jeremy O'Day. Betti may be asked to play center to make room for either Chadd Wallick or Otha Davidson, both of whom have started in big games during their careers. On the outside, they must somehow replace former All-PSAC tackles Mike Kegarise and Tony Tighe. Todd Henne caught four touchdowns last season and could get the nod at tight end.

### Defensive Line

With only one returnee from last year's squad, the defensive front could be a big question mark. All-Northeast Region defensive end Pat Schuster looks to duplicate a spectacular 1993 campaign in which he had 76 stops and 11 sacks. Playing opposite Schuster could be converted linebacker and special teams standout Bryan Lambert (59 tackles).

The main concern is plugging up the middle with the departure of All-American tackle Russell Cray and linemate Rob Harmer. Matt Gentile played well last year when injuries put him into a starting role. The other tackle spot will be up for grabs when the fall practice sessions get underway.

### Linebackers

Michael Edwards will spearhead a linebacking crew who all return as former starters. The two year backer recorded 127 tackles and six break-ups en route to a PSAC West Second Team selection a

year ago. Another great season from Edwards could vault him into the Boro's top ten in career tackles. Michael Sims, a 1993 redshirt, will be asked to fill the big shoes of three-time All-American middle linebacker Jason Perkins. Sims had an impressive freshman season two years ago in which he had 84 stops at one of the outside positions. Rahshahn Alston will be expected to round out an excellent core of linebackers in 1994. Only a freshman last year, Alston gained experience as a starter, totaling 69 tackles from the outside.

### Secondary

The Boro returns three-fourths of a defensive backfield that terrorized quarterbacks for 22 interceptions last season. All-American safety Steve Russell will lead the talented unit. One of the best athletes on the team, Russell is a school record holder with 14 interceptions. Last season the All-American and PSAC West first teamer stole seven aeriels and registered 68 tackles. Also feared for his hitting ability, Russell has forced six fumbles over his stellar career.

Marty Williams and Rick Walker also return after starting all eleven games last season. Walker accounted for 46 tackles, five break-ups, and one interception from his free safety position while Williams, a cornerback, recorded 61 tackles, 10 break-ups, two interceptions and a blocked punt. Both returnees caused two fumbles and recovered another in 1993. Corners David Harris and Ron Allen both saw action throughout the past season and are expected to compete for more playing time this year.

### Specialties

Place-kicker Scott Rupert, a Boro mainstay the past two years, returns to handle the kicking chores for yet another season. In 1993 Rupert set an Edinboro single season record by connecting on 43 of 45 PAT tries. Five of his 11 field goal attempts were also true, including a career best 44 yarder.

The Boro will have a new punter in 1994 for the first time in four years due to the graduation of All-American Gary Lhotsky. The vacancy remains up for grabs as camp starts in August.

Walters is likely to be the Scots' top punt return threat while Russell averaged over 24 yards per kickoff return last season, including a 92-yarder for a score at Slippery Rock.

# 1994 Roster

No.	Name	Pos.	Ht.	Wt.	Yr.	Hometown	High School
10	Allen, Ron	DB	6-1	175	So.	Youngstown, OH	Chaney
21	Alston, Rahshahn	LB	6-1	180	So.	Painesville, OH	Harvey
66	Barney, Chris	OL	6-3	273	So.	Salamanca, NY	Salamanca
64	Barrett, Matt	DL	5-11	244	Jr.	Greensburg, PA	Greensburg Central
96	Bass, Al	DL	6-2	278	Jr.	Durham, NC	Jordan
77	Betti, Det	OL	6-3	260	Sr.	Brockport, NY	Albion
33	Brinson, Tony	RB	6-0	185	So.	Pittsburgh, PA	Langley
58	Brown, Matt	DL	6-1	222	Jr.	Chagrin Falls, OH	Walsh Jesuit
19	Carswell, Jermaine	DB	6-2	171	So.	Pittsburgh, PA	Penn Hills
37	Clark, Derek	PK	5-10	170	So.	Dubois, PA	Dubois
85	Culver, Mike	TE	6-3	218	So.	Pittsburgh, PA	Seneca Valley
24	Cushenberry, Keith	DB	5-10	180	Jr.	Washington, PA	Washington
65	Davidson, Otha	OL	6-3	280	Sr.	Rochester, NY	Brighton
6	Dickerson, Jody	QB	6-0	183	Sr.	McKees Rocks, PA	Sto-Rox
54	Dudek, Russ	OL	6-4	254	So.	Pittsburgh, PA	Woodland Hills
44	Edwards, Michael	LB	6-2	210	Sr.	Washington, PA	Washington
3	Farr, Vidal	RB	5-8	160	Jr.	Aliquippa, PA	Aliquippa
67	Ford, Tony	DL	6-2	274	So.	Mt. Vernon, OH	Mt. Vernon
78	Fritz, Todd	OL	6-6	285	Fr.	Pittsburgh, PA	North Hills
53	Freund, Joe	OL	6-2	278	So.	Bridgeville, PA	Chartiers
52	Gentile, Matt	DL	6-1	260	Jr.	Greenville, PA	Reynolds
74	Giovengo, Mike	OL	6-3	280	So.	McKees Rocks, PA	Sto-Rox
91	Hannan, Jesse	DE	6-2	208	So.	Brackenridge, PA	Highlands
2	Harris, David	DB	5-10	162	Jr.	Rankin, PA	Woodland Hills
15	Hart, Chris	QB	6-2	190	So.	Allison Park, PA	Hampton
87	Henne, Todd	TE	6-3	222	Jr.	Louisville, OH	Louisville
22	Jackson, Larry	RB	6-2	207	Sr.	Pittsburgh, PA	Penn Hills
26	Jackson, Sean	DB	5-10	180	Jr.	Springfield, PA	Springfield
45	Lambert, Bryan	LB	6-1	220	Jr.	Logan, OH	Logan
71	Lavis, Tom	OL	6-7	270	Sr.	Seward, PA	Laurel Valley
82	MacIntosh, Jeff	WR	6-2	170	Sr.	Trafford, PA	Franklin Regional
20	Mitchell, Brian	WR	5-11	170	So.	Youngstown, PA	Latrobe
98	O'Connor, Mike	LB	6-1	215	So.	Harborcreek, PA	Harborcreek
76	O'Day, Jeremy	OL	6-3	275	Jr.	Lockport, NY	Lockport
92	Owens, Keith	DE	6-2	212	Fr.	Homestead, PA	Steel Valley
28	Ramey, Chuck	LB	6-1	195	So.	Youngstown, OH	Chaney
40	Roberts, Jerry	RB	6-2	215	So.	Erie, PA	Tech
88	Roberts, Terry	WR	6-2	195	So.	Erie, PA	Tech
14	Rupert, Scott	PK	5-11	180	Sr.	Harrisburg, PA	Central Dauphin East
42	Russell, Steve	SS	6-0	190	Sr.	Pittsburgh, PA	Perry T.A.
89	Sabo, John	TE	6-3	220	So.	Uniontown, PA	Laurel Highlands
38	Schuster, Pat	DE	6-2	225	Jr.	Bradford, PA	Bradford
48	Sims, Michael	LB	6-2	218	Jr.	Wilkinsburg, PA	Wilkinsburg
47	Snyder, Chris	FB	6-2	220	Sr.	Wattsburg, PA	Seneca
63	Thomas, Cedric	DL	6-5	255	So.	Cleveland, OH	Shaker Heights
84	Thompson, Rob	TE	6-3	215	So.	Pittsburgh, PA	North Allegheny
36	Walker, Richard	FS	6-2	175	Jr.	Homestead, PA	Steel Valley
72	Wallick, Chadd	OL	6-3	260	Sr.	Dover, OH	Dover
7	Walters, Lateef	WR	5-10	180	Sr.	Pittsburgh, PA	Westinghouse
73	Wendl, Jesse	OL	6-1	255	So.	Chagrin Falls, OH	Kenston
4	Williams, Marty	DB	5-10	175	Jr.	Cleveland, OH	Shaw
56	Zechman, Eric	OL	6-3	270	Jr.	Centerville, OH	Centerville



# 1994 Returning All-Americans

## Jody



## Dickerson

Senior, Quarterback  
6-0, 183  
McKees Rocks, Pa.  
Sto-Rox High School

- ✓ A great arm, running ability, accuracy, and elusiveness makes him one of the Boro's all-time bests.
- ✓ Honorable Mention *Football Gazette* All-American in 1993.
- ✓ PSAC West first-team selection last season.
- ✓ Has started every game since his freshman season, posting a .712 winning percentage.
- ✓ Single season record holder for most yards (2,209), attempts (277) and touchdowns (25).
- ✓ Needs 225 yards, six touchdowns, six attempts and 11 completions to set Edinboro career marks.

## Larry




## Jackson

Senior, Tailback  
6-1, 207  
Pittsburgh, Pa.  
Penn Hills High School

- ✓ A total package: slashes through holes, quick around the end or good over the top. Can score from anywhere on the field.
- ✓ Honorable Mention *Football Gazette* All-American in 1992.
- ✓ Unanimous PSAC West first-team selection in 1992 and 1993.
- ✓ Ranks fourth in 'Boro career rushing with 2,577 yards and third in touchdowns (27).
- ✓ First player in Edinboro history to rush for 1,000 yards in consecutive seasons.
- ✓ Has averaged 113.8 yards per game in 21 games the past two years.

## Steve




## Russell

Senior, Strong Safety  
6-0, 187  
Pittsburgh, Pa.  
Perry Technical Academy

- ✓ Combines speed and strength to be a feared defender against the run and the pass. Explosive game breaker on kickoffs.
- ✓ Honorable Mention *Football Gazette* All-American in 1993.
- ✓ Looks to add to his school record of 14 career interceptions.
- ✓ 1994 pre-season All-American by *The Sporting News*.
- ✓ PSAC West first-team pick last year.
- ✓ Averaged 24.2 yards on 17 kickoff returns in 1993.
- ✓ Team-high seven interceptions, 124 return yards last season.

# Player Profiles




**Ron Allen**



**Rahshahn Alston**

**Ron Allen, So., DB, 6-1, 175, Youngstown, OH, Chaney** . . . pressed into duty in 1993 NCAA II first round playoff game at New Haven on the first series of plays . . . will provide depth for a strong Scot secondary this season . . . can be used in multiple defensive back sets . . . one of the 'Boro's top recruits last season.

**Rahshahn Alston, So., LB, 6-1, 180, Painesville, OH, Harvey** . . . earned starting job at OLB in his first season . . . compiled 69 tackles (36 solo), sixth on team and third among 1994 returnees . . . had nine tackles and two break-ups against nationally-ranked Ferris State . . . hard hitter despite 180 lb. frame . . . career high 12 tackles vs. California.




**Det Betti**



**Otha Davidson**

**Det Betti, Sr., OL, 6-3, 260, Brockport, NY, Albion** . . . earned starting guard position last season . . . helped clear the way for a balanced offense which averaged over 425 yards per game . . . blocked for two honorable mention All-Americans . . . will anchor one of the middle positions on the line, possibly at center . . . versatile performer . . . could play one of any three spots.

**Otha Davidson, Sr., OL, 6-3, 280, Rochester, NY, Brighton** . . . versatile athlete who can play both offense and defense . . . will battle for starting position on offense this year . . . strong player who can penetrate line with good quickness . . . posted 41 career tackles, 21 solo, four sacks and six more for loss . . . member of the Ironman strength club.




**Jody Dickerson**




**Michael Edwards**

**Jody Dickerson, Sr., QB, 6-0, 183, McKees Rocks, PA, Sto-Rox** . . . Football Gazette honorable mention All-American and PSAC West first team selection in 1993 . . . has started all 33 games since freshman year, posting a career record of 23-9-1 . . . needs only 225 yds., 11 comp., six att., six TDs to set school records in each category . . . first player in 'Boro history to average over 200 yards per game in a season (200.8) . . . 2,209 yards, 25 TDs, 277 attempts in 1993 are Edinboro bests . . . efficiency rating of 144.4 ranked 11th nationally . . . threw a TD every 5.6 completions last season . . . career: 5,426 yds., 45 TDs, 362-701 (51.6%).

**Mike Edwards, Sr., LB, 6-2, 210, Washington, PA, Washington** . . . PSAC West second team choice last year . . . ferocious hitter who looks to start at LB position for the third straight season . . . Boro's second leading tackler in 1993 with 127, most among returnees . . . 211 career tackles ranks 27th on Scot's all-time list . . . posted a career high 17 tackles, one sack and one break-up vs. Elizabeth City . . . great all-around player . . . career: three sacks (-9), six forced fumbles, two fumble recoveries, 11 tackles for loss (-17), and nine pass break-ups.



**Matt Gentile**



**Todd Henne**

**Matt Gentile, Jr., DL, 6-1, 260, Greenville, PA, Reynolds** . . . saw quality playing time in 1993, his first full season, including two mid-season starts . . . collected nine tackles, one sack (-10), two TFL (-3) . . . made great strides throughout the season . . . will vie for starting position . . . three tackles, two for loss vs. Lock Haven.

**Todd Henne, Jr., TE, 6-3, 222, Louisville, OH, Louisville** . . . played in all 11 games last season . . . possible starter at tight end in 1994 . . . snared seven passes for 88 yds., four of which were touchdowns . . . excellent blocker . . . caught two passes for 24 yds., and two TDs vs. Lock Haven . . . possesses good hands and a great ability to get open.



**Larry Jackson, Sr., RB, 6-1, 207, Pittsburgh, PA, Penn Hills . . .** honorable mention All-American and unanimous PSAC West choice in '93 . . . PSAC West Player of the Year in 1992 . . . 2,577 career rushing yds. ranks fourth in 'Boro history . . . needs 823 yds. to set Edinboro all-time rushing mark . . . 1,171 rush yds. in '93, 1,218 in '92 – only Scot to rush for over 1,000 yds. in consecutive seasons . . . 40 career kickoff returns for 998 yds. (24.9).



Larry Jackson

**Bryan Lambert, Jr., LB, 6-1, 218, Logan, OH, Logan . . .** played a key role as a reserve linebacker and on special teams . . . collected 59 tackles, 34 solo and five tackles for loss in sophomore season . . . saw spot duty as a down lineman, a position that he may be assigned in '94 . . . had seven tackles, one for loss, in win over Shippensburg . . . member of the Ironman strength club.




Bryan Lambert

**Tom Lavis, Sr., OL, 6-7, 270, Seward, PA, Laurel Valley . . .** provided depth to an exceptional offensive line last year . . . will look to replace one of two All-PSAC West tackles . . . has good speed to match tremendous size . . . projected starter at one of the tackle spots this fall.




Tom Lavis




Jeremy O'Day

**Jeremy O'Day, Jr., OL, 6-3, 275, Lockport, NY, Lockport . . .** returns as a starting guard from a season ago . . . provided time for QB Jody Dickerson who set three single season records in '93 . . . cleared the way for over 4,500 yds. of offense last year . . . maneuverability allows him to play both guard and tackle . . . All-PSAC potential and All-American possibilities down the road during his career.

**Terry Roberts, So., WR, 6-2, 195, Erie, PA, Tech . . .** saw quality playing time in 10 games as a true freshman in '93 . . . will be considered for a starting job . . . had two receptions for 115 yds., including a 79 yd. touchdown, the Scots longest pass play of the season vs. Elizabeth City . . . season: four catches, 168 yds., two TDs . . . also carried the ball twice for 45 yds. . . great speed on the outside.




Terry Roberts




Scott Rupert

**Scott Rupert, Sr., PK, 5-11, 180, Harrisburg, PA, Central Dauphin East . . .** three year starter for the Scots . . . enjoyed the fine season converting on 43 of 45 PATs, the most conversions in Edinboro history . . . also successful on five of 11 FG att. . . ranks fourth in career kick scoring (124) and field goal accuracy (50.0%), second in extra points (85) and third in PAT accuracy (86.7%) . . . PSAC Player of the Year in baseball last spring, set seven school records.

**Steve Russell, Sr., DB, 6-0, 187, Pittsburgh, PA, Perry T.A. . . .** First team All-PSAC West and honorable mention All-American by Football Gazette . . . possibly the best all-around player on the team . . . seven interceptions from SS position in '93 propelled him to an Edinboro career record of 14 . . . averaged 24.2 yds. on 17 kickoff returns . . . 92 yd. return for TD vs. Slippery Rock . . . career high 10 tackles vs. IUP . . . will be the leader of a big hitting, big play secondary.



Steve Russell



Pat Schuster

**Pat Schuster, Jr., DL, 6-2, 226, Bradford, PA, Bradford Area . . .** First team All-Northeast Region last season . . . broke through for 11 sacks in '93, third best single season mark and most by an individual since 1983 . . . recorded 76 stops, 49 solos, second among returnees . . . great work ethic . . . 13 tackles, three for loss, three sacks and two forced fumbles in win over Shippensburg . . . former heavyweight wrestler for the Scots.

Player Profiles




**Michael Sims**




**Chris Snyder**

**Michael Sims, Jr., LB, 6-2, 218, Pittsburgh, PA, Wilkinsburg . . .** 1993 redshirt . . . started all 11 games as a true freshman two years ago . . . was named Rookie of the Year by his teammates . . . fourth on the team in tackles with 70 total stops, 39 solos in '92 . . . will probably make the move inside filling the void of All-American Jason Perkins . . . exceptional speed exemplified in pass coverage . . . recorded career high 12 tackles with a sack in '92 playoff loss to Ferris State.

**Chris Snyder, Sr., FB, 6-2, 210, Wattsburg, PA, Seneca . . .** has been a solid performer the past two seasons for the 'Boro as a spot starter . . . played in every game at fullback and as a special teamer in 1992 and 1993 . . . expected to start this year . . . great power and blocking ability . . . career: 55 att., 216 yds., three TDs, four receptions for 46 yds., and 15 tackles.



**Richard Walker**




**Chadd Wallick**

**Richard Walker, Jr., DB, 6-2, 176, Homestead, PA, Steel Valley . . .** welcome addition to the secondary in 1993 . . . projected starter at free safety . . . tallied 46 tackles, 26 solo, five pass break-ups, one int., two forced fumbles and one recovery . . . nine tackles and two break-ups vs. Slippery Rock . . . foot injury on game's first play kept him out of the New Haven playoff game.

**Chadd Wallick, Sr., OL, 6-3, 260, Dover, OH, Dover . . .** has been spot starter over the past two seasons . . . played vital role in back-to-back 1,000+ yard seasons by Larry Jackson . . . will contend for a starting job, most likely at guard . . . most experienced of returning linemen.




**Lateef Walters**




**Marty Williams**

**Lateef Walters, Sr., WR, 5-10, 180, Pittsburgh, PA, Westinghouse . . .** Enjoyed an exceptional junior season for the Scots . . . currently ranks first in career yards/catch at Edinboro (21.6) . . . caught 23 passes and led the team with 550 yds. (23.9) and six TDs in '93 . . . great knack for freeing himself for the long ball . . . snagged four passes for 139 yds. and two TDs, including a game saving 46 yd. bomb that set up the winning TD at the Rock . . . career: 46 catches, 994 yds., and eight TDs.


**Marty Williams, Jr., DB, 5-10, 173, Cleveland, OH, Shaw . . .** solidified the secondary at the corner in '93 . . . scored 11 tackles, seven solo, one for loss, one int., and forced a fumble in a victory over Elizabeth City . . . scored the 'Boro's first points of the season on an 85 yd. blocked PAT return . . . has shown his ability as a hard hitter . . . season: 61 jolts, 31 solo, three for loss, 10 break-ups, two ints., two forced fumbles, one recovery and one blocked punt.



**Chris Barney - OL**  
Salamanca, NY



**Matt Barrett - DL**  
Greensburg, PA




**Al Bass - DL**  
Durham, NC




**Tony Brinson - RB**  
Pittsburgh, PA






**Matt Brown - DL**  
Chagrin, Falls, OH



**Jermaine Carswell - DB**  
Pittsburgh, PA




**Keith Cushenberry - DB**  
Washington, PA




**Vidal Farr - RB**  
Aliquippa, PA




**Tony Ford - DL**  
Mt. Vernon, OH



**Joe Freund - OL**  
Bridgeville, PA




**Jesse Hannan - DL**  
Brackenridge, PA




**David Harris - DB**  
Rankin, PA




**Chris Hart - QB**  
Allison Park, PA



**Jeff MacIntosh - WR**  
Trafford, PA




**Chuck Ramey - LB**  
Youngstown, OH



**Jerry Roberts - RB**  
Erie, PA




**John Sabo - TE**  
Uniontown, PA



**Eric Zechman - OL**  
Centerville, OH

# 1993 Season in Review



## Ferris State 23 – Edinboro 9


Edinboro turned the ball over five times, in losing to the Bulldogs for the second consecutive time. The opening game setback followed a loss to Ferris State in the first round of the 1992 Division II playoffs.

Mike Brooks intercepted a Jody Dickerson pass and returned it 25 yards for a touchdown with just over two minutes remaining in the first quarter, giving Ferris State a 10-0 lead.

The Scots were not able to get on the scoreboard until early in the third quarter when Marty Williams returned a blocked extra point attempt 85 yards for two points following a Bulldog 21-yard pass from Bill Love to Dave Underwood.

Edinboro was able to make the game close when Terrence Williams completed a 13-yard touchdown pass to Corey Hill early in the fourth quarter, cutting the Bulldog lead to 16-9. Ferris State scored the final points of the game on a Tim Kehoe touchdown reception from Love.

The Scots outplayed Ferris State throughout the game, gaining 295 total yards, while the Bulldogs managed only 199. Although Edinboro had possession for over 36 minutes, they had trouble putting the ball in the end zone.



## Edinboro 34 – Elizabeth City 27

After falling behind 7-3 in the first quarter, the Fighting Scots outscored Elizabeth City 17-0 in the second quarter, and were able to survive a fourth quarter rally to earn their first victory of the 1993 season.

The Scots scored first, as Scott Rupert kicked a 35-yard field goal just over four minutes into the game. Elizabeth City countered when Derrick White caught an 18-yard pass from Shawn Walker.

However, the Scots dominated the second quarter. Dave Ashton caught a 15-yard touchdown pass from Jody Dickerson with under 12 minutes to play in the half. Chris Snyder scored six minutes later on a one-yard run. Rupert added a 22-yard field goal late in the half to give the Scots a 20-7 lead.

After Abe Jones scored on a one-yard run for Elizabeth City, Terry Roberts caught a 79-yard touchdown pass from Dickerson to give Edinboro a 27-13 lead midway through the third.

Malcom Mackey scored on a six-yard run early in the final quarter and White caught a 25-yard pass from Kenny Crump late in the game to give the Boro faithful a scare. Marcus Griffin split the Viking scores with a seven-yard touchdown pass from Dickerson.



## Edinboro 28 – Buffalo 17

Jody Dickerson threw for 212 yards and two touchdowns, and Corey Hill rushed for 113 yards, as Edinboro used a 21-point first half to notch its second victory of the season.

Dickerson opened the scoring with a 37-yard touchdown on Edinboro's opening possession of the game, capping a 78-yard drive.

After Buffalo kicked a 25-yard field goal, Edinboro registered another long scoring drive. Dickerson passed for 43 of the 73 yards, with Hill capping the long drive with a two-yard scoring plunge.

The Scots then scored midway through the second quarter on a 10-yard pass from Dickerson to Marcus Griffin. Dave Ashton's 37-yard reception highlighted the 89-yard drive.

After Edinboro stopped the Bulls on their opening drive of the

second half, the Scots took only two big plays to score their fourth and final touchdown of the game. Hill ran for 37 yards on the first play and Terry Roberts caught a 26-yard pass from Dickerson.

The Bulls scored once in each of the final quarters to account for the final score. The Scots gained 438 total yards, only three more yards than the Bulls, but only turned the ball over twice.



## Edinboro 28 – Clarion 0

Edinboro's defense played its best game of the season to this point, limiting the Golden Eagles to only 221 total yards and causing four turnovers, as the Scots won for the third straight time on the road.

While the defense dominated Clarion, the Edinboro offense continued its impressive play, gaining 441 total yards, 171 coming on the ground. The offense was paced by Jody Dickerson, who passed for 269 yards and two touchdowns.

The Scots scored their first touchdown six minutes into the game on Dickerson's 32-yard pass to tight end Todd Henne.

A second Scot score was set up when Boro linebacker Rahshahn Alston recovered a fumble on the Clarion 38. Nine plays later, Dickerson hit his other tight end, Scott Mikowicz, in the end zone from three yards out.

Edinboro scored twice in the third, the second tally coming after a 50-yard pass from Dickerson to Marcus Griffin put the ball on the Clarion two-yard line. Tom Tedder scored from there.

Larry Jackson saw his most extensive action of the season to that point, rushing for 70 yards on 11 carries, including a 30-yard run. Jason Perkins led the Scots defense with eight tackles and an interception, while Pat Schuster had three sacks.



## Edinboro 52 – Lock Haven 20

Larry Jackson ran for a career high 214 yards and two touchdowns, and the Edinboro offense amassed 474 total yards of offense, in cruising to its fourth straight victory.

The Scots struck first on their initial possession, but quickly gave up 14 straight points to the Bald Eagles.

Before Lock Haven had a chance to think about spoiling Edinboro's Homecoming, the Scots scored 24 unanswered points in the last 10 minutes of the half.

Pat Schuster's interception, the first of two turnovers that ignited the 24-point flurry, gave the Scots the ball on the Lock Haven 38. Larry Jackson hit paydirt on the very next play. This happened less than two minutes after the Scots had scored their second touchdown of the game.

Just over a minute later, the Scots increased their lead to 31-14 when Marty Williams blocked a Lock Haven punt and Mario Houston pounced on it in the end zone.

The Scots put the game out of reach on their second possession of the second half. Jackson's 64-yard run on the first play of the drive set up Edinboro's fifth touchdown of the game.

The Scots defense allowed only 268 yards of total offense to the Bald Eagles.



## Edinboro 34 – Shippensburg 17

Larry Jackson ran for 155 yards and Jody Dickerson threw for 217 yards and two touchdowns, as Edinboro overcame a 10-point halftime deficit to win its fifth straight game.

After Edinboro took a 7-3 lead on Tom Tedder's one-yard run, Shippensburg scored 14 straight points to take a 17-7 lead at halftime.

Both the Edinboro defense and offense came alive in the second half. After giving up 198 yards in the first half, the Scots defense limited the Red Raiders to only 76 yards after the intermission.

Meanwhile, the Edinboro offense rolled up 301 of its 428 yards in the final two quarters, as the Scots blanked Shippensburg 27-0 in the second half.

The Boro set the tone for the second half on its first possession. Dickerson completed a 12-yard touchdown pass to Lateef Walters, capping a 12 play, 72-yard drive.

Steve Russell intercepted a Tim Barto pass to set up one score and gained 25 yards on a fake punt play, enabling Dickerson to complete a 40-yard screen pass to Jackson for six more.

Michael Edwards recovered Winston Horshaw's fumble on the first play of the Raiders next possession, setting up a three-yard dash from Corey Hill.





## Edinboro 32 – California 7

The Edinboro offense piled up 523 total yards, while the defense limited the Vulcans to 239 yards, including only 37 yards rushing, in winning for the sixth straight time.

Jody Dickerson threw for 228 yards and three touchdowns, while Larry Jackson gained 164 yards on the ground.


After receiving the opening kickoff, Dickerson orchestrated a 79-yard scoring drive, capped off by Corey Hill's seven-yard touchdown run. Scott Rupert missed the extra-point kick, leaving the score 6-0.

The Scots scored their second touchdown of the game with over nine minutes left in the first half on an eight-yard run by Jackson. Despite a failed two point conversion attempt, the Plaid raised their lead to 12-0.

California was on its way to a touchdown on its next possession, before Stephen Russell intercepted a pass at the Edinboro nine-yard line and returned it 21 yards.

The Boro lead increased to 25-0 when Dickerson hooked up with Scott Mikowicz on a 15-yard toss and a 52-yard bomb to Lateef Walters.

Each team scored one touchdown apiece to close out the scoring.



## Edinboro 41 – Slippery Rock 38

In a game that showcased a little bit of everything, the Scots prevailed in one of the wildest and exciting games throughout their 64-year history with the Rock.

With Edinboro leading 28-24 at the beginning of the fourth quarter, the two teams played a game within a game the final 12 minutes, with the lead changing hands four times in the final stanza.

The Rockets regained the lead when James Poldiak completed a 13-yard touchdown pass to Greg Hopkins. Mickey Flood's extra-point kick was blocked, leaving the score at 30-28 in favor of the Rock.

The lead would be short lived, as Stephen Russell raced 92 yards for a touchdown on the ensuing kickoff, to give the Scots a 34-30 advantage with 10 minutes to play. Jody Dickerson's pass for the two-point conversion fell incomplete.

It took the Rockets less than two minutes to retake the lead. Poldiak's 49 yard completion to Duane Hitchcock set up Lamonte Coleman's 16-yard touchdown run, his fourth score of the day. Poldiak threw an incomplete pass on the two-point try, giving the Rockets a 38-34 lead with just over eight minutes left.

After the two teams traded possessions, the Scots began the game winning drive with under two minutes to play. Dickerson's 47-yard completion to Lateef Walters set up Jackson's two-yard touchdown run with 19 seconds left in the game.

On the first play of the Rockets' next drive, Boro linebacker Jason Perkins snagged his second Poldiak aerial of the afternoon, giving the Scots the hard earned victory.



## IUP 31 – Edinboro 24

Scott Woods completed a 10-yard touchdown pass to Theo Turner for the game winning score with three minutes left. The two-point conversion was good, producing the final score on a cold, snowy day at Sox Harrison Stadium.

IUP recovered a Jody Dickerson fumble on fourth and 17 to secure the win and the western division championship.

The Scots had retaken the lead 24-23 with just over seven minutes left in the game on Dickerson's 20-yard touchdown pass to Marcus Griffin. The score was set up by Larry Jackson's 64-yard kickoff return.

Edinboro scored on its first possession of the game on a 10-yard pass from Dickerson to Dave Ashton. IUP then battled back

for a 10-7 lead after a Mike Geary field goal and a two-yard run by Michael Mann.

Edinboro regained the lead, 17-13, on another Dickerson to Ashton touchdown with just over two minutes left in the third quarter.

On the day, the Boro's Jackson rushed for 128 yards, but Michael Mann's 219 yards were the key to the IUP victory. Dickerson only completed 11 passes for 121 yards in the harsh weather conditions, but three of those completions went for touchdowns.

Both teams were impressive on defense. Edinboro could manage only 232 yards against the IUP defense, while the Indians ended up with 314 yards.



## Edinboro 52 – Millersville 27


Edinboro scored 38 points before Millersville was able to put any points on the scoreboard, finishing the regular season with an 8-2 record.

Jody Dickerson had his best all-around game of the season, completing 17 of his 24 pass attempts for 251 yards and three touchdowns. He also gained 71 rushing yards on 11 carries. The Scots began the scoring assault with a time-consuming 80-yard drive after receiving the opening kick off. Corey Hill ended the drive, which used almost seven minutes, with a one-yard touchdown run.

The Scots exploded for 24 points in the second quarter, taking a commanding 31-0 lead into halftime. Included in the scoring run were two touchdown passes from Dickerson to Scott Mickowicz, which came in a four-minute span.

Edinboro scored again midway through the third quarter when Larry Jackson finished a 67-yard drive with a seven-yard touchdown run.

After Millersville scored 21 straight points in the last nine minutes of the third quarter, the Scots used a big play to thwart the Marauder comeback. Dickerson connected with Lateef Walters on a 60-yard touchdown pass, giving the Scots a 45-21 lead with 11 minutes to go in the game.



## New Haven 48 – Edinboro 28

The Scots offense established several new team playoff records, but were outdone by a high scoring New Haven team.

Roger Graham ran for 215 yards and A.J. Livingston added 121 yards, with each scoring twice for the Chargers.

Edinboro found itself playing catch-up from the beginning of the game. Joe Davis caught a 15-yard touchdown pass from James Weir for the game's first score.

Graham gave New Haven a 14-0 lead with a three-yard touchdown run with under six minutes left in the first quarter then Edinboro's Marcus Griffin caught a 10-yard strike from Dickerson on the first play of the second quarter, cutting the lead in half.

Weir scored on a four-yard run for New Haven and Corey Hill ran for a three-yard touchdown for Edinboro, making the score 21-14 at halftime.

New Haven used Graham's second touchdown, a two-yard run, and a 32-yard pass from Weir to Tony Willis to increase its lead to 34-14 with five minutes left in the third. Each team scored two touchdowns in the final quarter, resulting in the 48-28 final score.

Dickerson completed 21 of 42 pass attempts for 276 yards, all of which were new Edinboro playoff highs.



## 1993 Honors and Accomplishments

### NCAA DIVISION II

Scoring offense – 17th (33.4)  
Total offense – 20th (419.1)  
Rushing offense – 28th (214.6)  
Turnover margin – 24th (+.90)

### PSAC

Scoring offense – 2nd West – 2nd overall  
Rushing offense – 2nd West – 3rd overall  
Rushing defense – 2nd West – 3rd overall  
Total offense – 3rd West – 3rd overall  
Total defense – 3rd West – 3rd overall

### INDIVIDUAL HONORS AND AWARDS

#### Mike Kegarise, OT

1993 All-American, 1st team, Associated Press  
1993 All-American, 1st team, C.M. Frank  
1993 All-American, 3rd Team, Football Gazette  
1993 All-American, 2nd team, Consensus  
1993 PSAC West, 1st team

#### Jason Perkins, LB

1993 All-American, 2nd team, Associated Press  
1993 All-American, 1st team, C.M. Frank  
1993 All-American, 2nd team, Football Gazette

1993 All-American, 2nd team, College SIDs  
1993 All-American, 2nd team, Consensus  
1993 PSAC West, 1st team

#### Jody Dickerson, QB

1993 All-American, honorable mention, Football Gazette  
1993 PSAC West, 1st team

#### Larry Jackson, RB

1993 All-American, honorable mention, C.M. Frank  
1993 PSAC West, 1st team

#### Steve Russell, SS

1993 All-American, honorable mention, Football Gazette  
1993 PSAC West, 1st team

#### Russell Cray, DT

1993 All-American, honorable mention, Football Gazette  
1993 PSAC West, 1st team

#### Gary Lhotsky, P

1993 PSAC West, 1st team

#### Gordie Hitchcock, OT

1993 PSAC West, 2nd team

#### Tony Tighe, OT

1993 PSAC West, 2nd team

#### Mike Edwards, LB

1993 PSAC West, 2nd team

#### Mario Houston, DB

1993 PSAC West, 2nd team

### EDINBORO TEAM AWARDS

Best Conditioned – Mike Kegarise  
Outstanding Freshman – Rahshahn Alston  
Special Teams MVP – Gary Lhotsky  
Offensive MVP – Mike Kegarise  
Defensive MVP – Jason Perkins  
PNC Bank Award – David Ashton  
Bill Engh Award – Mike Kegarise

Edinboro finished third in the final Lambert/Meadowlands Award voting.



# 1993 Individual and Team Stats

		Rushing					
	G	ATT	YG	YL	NET	TD	
Jackson, Larry	10	201	1230	59	1171	8	
Hill, Corey	11	155	624	28	596	6	
Tedder, Tom	9	34	108	2	106	4	
Snyder, Chris	11	23	86	0	86	1	
Dickerson, Jody	11	38	273	187	86	1	
Roberts, Jerry	6	15	71	0	71	0	
Russell, Steve	11	2	66	0	66	0	
Farr, Vidal	4	14	57	6	51	0	
Roberts, Terry	10	2	45	0	45	1	
Walters, Lateef	10	4	53	8	45	0	
Maher, Daryle	1	4	14	0	14	0	
Wise, William	2	2	11	0	11	0	
Brinson, Tony	1	4	11	0	11	0	
Griffin, Marcus	10	1	7	0	7	0	
Williams, Terrence	4	2	3	3	0	0	
Hart, Chris	<u>6</u>	<u>6</u>	<u>12</u>	<u>23</u>	<u>-11</u>	<u>0</u>	
Total	11	507	2671	316	2355	21	

		Passing				
	G	ATT	C	YDS	TD	INT
Dickerson, Jody	11	277	140	2209	25	13
Williams, Terrence	4	11	5	98	1	1
Hart, Chris	6	4	1	18	1	1
Lhotsky, Gary	<u>11</u>	<u>1</u>	<u>1</u>	<u>-4</u>	<u>0</u>	<u>0</u>
Total	11	293	147	2321	27	15

		Receiving			
	G	REC	YDS	C/G	TD
Griffin, Marcus	10	36	517	3.6	6
Ashton, Dave	11	26	334	2.4	3
Mikowicz, Scott	11	25	365	2.3	4
Walters, Lateef	10	23	550	2.3	6
Jackson, Larry	10	11	159	1.1	1
Hill, Corey	11	8	73	.7	1
Henne, Todd	11	7	88	.6	4
Roberts, Terry	10	4	168	.4	2
Tedder, Tom	9	2	27	.2	0
Snyder, Chris	11	2	22	.2	0
Sabo, John	1	1	11	1.0	0
Farr, Vidal	4	1	7	.2	0
Thorpe, Dennis	<u>5</u>	<u>1</u>	<u>4</u>	<u>.2</u>	<u>0</u>
Total	11	148	2321	13.45	27

		Kickoff Returns				
	G	NO	YDS	AVG	LR	
Russell, Steve	11	17	411	24.2	92t	
Jackson, Larry	10	6	185	30.8	35	
Ashton, Dave	10	5	55	11.0	20	
Henne, Todd	10	4	11	2.8	4	
Farr, Vidal	4	2	40	20.0	22	
Roberts, Terry	10	3	36	12.0	29	
Thorpe, Dennis	6	1	12	12.0	12	
Lambert, Bryan	10	1	10	10.0	10	
Maher, Daryle	1	1	1	1.0	1	
Wise, William	2	1	0	.0	0	
Snyder, Chris	<u>10</u>	<u>1</u>	<u>0</u>	<u>.0</u>	<u>0</u>	
Total	11	42	761	18.1	92t	

		Field Goals			
	G	FGA	FGM	PCT	LG
Rupert, Scott	11	11	5	.5	44

		Punts			
	G	NO	YDS	AVG	LP
Lhotsky, Gary	11	43	1703	39.6	55

		Punt Returns			
	G	NO	YDS	AVG	LR
Griffin, Marcus	10	17	98	5.8	37
Ashton, Dave	<u>11</u>	<u>2</u>	<u>7</u>	<u>3.5</u>	<u>7</u>
Total	11	19	105	5.5	16

		1993 Team Stats	
		EU	OPP
First Downs		199	168
Rushing		90	75
Passing		88	77
Penalty		21	16
Rushing Attempts		507	432
Yards Gained		2671	1928
Yards Lost		316	305
Net Yards		2355	1623
Yards Per Attempt		4.6	3.8
Passes Attempted		293	336
Passes Completed		147	154
Yards Passing		2321	2050
Yards Per Pass		7.9	6.1
Total Plays		800	768
Total Offense		4676	3673
Average Yards Per Play		5.8	4.8
Average Yards Per Game		425.1	333.9
Total Games		11	11
Penalties		85	87
Penalty Yards		796	696
Average Penalty Yards		9.4	8.0
Fumbles		26	24
Fumbles Lost		13	15
Passes Had Intercepted		15	22
Kickoff Returns		42	56
Kickoff Returns Yards		761	851
Kickoff Returns Average		18.1	15.2
Punts		44	56
Punt Yardage		1672	1993
Punt Average		38.0	35.6
Punt Returns		19	22
Punt Return Yards		105	195
Punt Return Average		5.5	8.9

		1993 Results (8-3, 5-1 PSAC West)		
	EUP	OPP	ATT	
H 9	Ferris State University	23	5,834	
A 34	Elizabeth City State Univ.	27	500	
A 28	University of Buffalo	17	4,309	
A 28	Clarion University	0	1,500	
H 52	Lock Haven University	20	3,845	
A 34	Shippensburg University	17	7,500	
H 32	California University	7	4,334	
A 41	Slippery Rock University	38	2,500	
H 24	IUP	31	9,034	
H 52	Millersville University	27	3,505	
<u>28</u>	New Haven (NCAA II)	<u>48</u>	<u>2,686</u>	
362		255	45,547	

# The Pennsylvania Conference

## 1993 All-Conference Team (Western Division)

### First Team – Offense

Position	Player	University	Ht.	Wt.	Cl.	Hometown
Center	Pete Geis	Slippery Rock	6-4	250	Sr.	Allison Park, PA
Guards	Matt Dalverny	IUP	6-4	275	Sr.	East Liverpool, OH
	Brian High	Shippensburg	5-11	227	Sr.	Chambersburg, PA
Tackles	*# <b>MIKE KEGARISE</b>	<b>EDINBORO</b>	<b>6-6</b>	<b>310</b>	<b>Sr.</b>	<b>Milan, OH</b>
	* David Hogue	Lock Haven	6-5	282	Sr.	New Castle, PA
Tight End	* Tim Brown	Clarion	6-4	243	Sr.	Pittsburgh, PA
Receivers	*# Greg Hopkins	Slippery Rock	6-3	190	Sr.	Nineveh, PA
	Jemone Smith	IUP	6-5	209	Sr.	Harrisburg, PA
	Ken Cahoon	California	5-8	157	Jr.	Manassas, VA
Running Backs	*# Michael Mann	IUP	5-9	183	Sr.	Miami, FL
	*# <b>LARRY JACKSON</b>	<b>EDINBORO</b>	<b>6-1</b>	<b>207</b>	<b>Jr.</b>	<b>Pittsburgh, PA</b>
	LaMonte Coleman	Slippery Rock	5-10	230	Sr.	Pittsburgh, PA
Quarterback	<b>JODY DICKERSON</b>	<b>EDINBORO</b>	<b>6-0</b>	<b>183</b>	<b>Jr.</b>	<b>McKees Rocks, PA</b>
Place-Kicker	Mike Geary	IUP	6-2	175	Sr.	Somerset, PA

### First Team – Defense

Lineman	# James Ward	Slippery Rock	6-4	260	Sr.	Munhall, PA
	# <b>RUSSELL CRAY</b>	<b>EDINBORO</b>	<b>6-2</b>	<b>240</b>	<b>Sr.</b>	<b>Cleveland, OH</b>
	Mike Elwood	Slippery Rock	6-2	245	Jr.	Cheswick, PA
	Eric Acord	Clarion	6-3	228	Sr.	Mogadore, OH
	Eric Cooke	IUP	6-3	238	Sr.	Washington, PA
Linebackers	Damon Mazoff	Clarion	6-2	228	Sr.	Smithmill, PA
	Omar Stewart	IUP	6-0	186	So.	Farrell, PA
	* <b>JASON PERKINS</b>	<b>EDINBORO</b>	<b>6-0</b>	<b>225</b>	<b>Sr.</b>	<b>Geneva, OH</b>
	Kareem Coles	Slippery Rock	6-0	205	Sr.	Clairton, PA
Defensive Backs	# Tracey Latham	California	5-10	171	Sr.	Harrisburg, PA
	<b>STEVE RUSSELL</b>	<b>EDINBORO</b>	<b>6-0</b>	<b>187</b>	<b>Jr.</b>	<b>Pittsburgh, PA</b>
	Julius Scott	Lock Haven	6-1	214	Jr.	Toms River, NJ
Punter	* <b>GARY LHOTSKY</b>	<b>EDINBORO</b>	<b>6-3</b>	<b>220</b>	<b>Sr.</b>	<b>Palmyra, WV</b>

Player of the Year – Michael Mann (IUP)

Rookie of the Year – Harold Brister (IUP) and Eric Carter (California)

Coach of the Year – Frank Cignetti (IUP)

# Denotes Unanimous Selection

\* Denotes Repeat First-Team Selection

### Second Team – Offense

Center	John Smith	Clarion
	<b>GORDIE HITCHCOCK</b>	<b>Edinboro</b>
Guard	John Oldham	Slippery Rock
	Dan Howard	Lock Haven
	Brian Woodring	Slippery Rock
Tackle	Jason Fazekas	Clarion
	<b>TONY TIGHE</b>	<b>Edinboro</b>
Tight End	Theo Turner	IUP
Receiver	Derrick Smith	IUP
Running Back	Winston Horshaw	Shippensburg
	Eric Carter	California
Quarterback	Bob McLaughlin	Lock Haven
	Scott Woods	IUP

### Second Team – Defense

Linebacker	Mike Callahan	IUP
	Chris Willingham	Shippensburg
	<b>MIKE EDWARDS</b>	<b>Edinboro</b>
Defensive Back	Doug Seidenstricker	Shippensburg
	Tony Harrison	Lock Haven
	Rahmon Hart	Slippery Rock
	Eldridge Ponder	Clarion
	<b>MARIO HOUSTON</b>	<b>Edinboro</b>
	Hal Brister	IUP
Punter	John McGhee	IUP

# Checking the Records

## Individual

### Longest Scoring Plays

#### Run from Scrimmage

99, Lester Frye vs. California, 1991

#### Pass

92, Tim Beacham from Steward Ayers vs. Shippensburg, 1980

#### Field Goal

52, Darren Weber vs. IUP, 1987

#### Punt Return

95, Jack McCurry vs. Shippensburg, 1971

#### Kickoff Return

100, Cleveland Pratt vs. Lock Haven, 1987; 100, Eric Bosley vs. West Liberty, 1984

#### Interception Return

102, Jack Case vs. Brockport, 1962

#### Fumble Return

88, Bob Cicerchi vs. Millersville, 1980

## Rushing

#### Most Yards Gained

Game - 295, Al Raines vs. Lock Haven, 1969

1/2 Game - 218, Al Raines vs. Lock Haven, 1969

Season - 1,630, Lester Frye, 1990

Career - 3,339, Al Raines, 1969-70-71

#### Leading Rushing Averages

Season - 138.8, Al Raines, 1970 (6 games)

Per Carry - 8.7, Al Raines, 1971

Career - 6.7, Al Raines, 1969-71

#### Most Carries

Game - 38, Lester Frye vs. IUP II, 1990

Season - 317, Lester Frye, 1990

Career - 642, Elbert Cole, 1986-89

## Passing

#### Most Yards Gained

Game - 376, Scott Dodds vs. Fairmont State, 1986

Season - 2,209, Jody Dickerson, 1993

Career - 5,650, Harold Galupi, 1987-90

#### Most Completions

Game - 25, Scott Dodds vs. Lock Haven, 1986

Season - 153, Scott Dodds, 1986

Career - 372, Harold Galupi, 1987-90

#### Most Touchdown Passes

Game - 5, Scott Dodds vs. Fairmont State, 1986

Season - 25, Jody Dickerson, 1993

Career - 50, Harold Galupi, 1987-90

#### Most Attempts

Game - 42, Tom Mackey vs. Clarion, 1968; 42, Jody Dickerson vs. New Haven, 1993

Season - 277, Jody Dickerson, 1993

Career - 706, Harold Galupi, 1987-90

## Pass Receiving

#### Most Yards Gained

Game - 248, Tim Beacham vs. Univ. of Buffalo, 1980 (10 rec.)

Season - 1,128, Ernest Priester, 1989

Career - 3,053, Ernest Priester, 1986-90

#### Most Receptions

Game - 10, Bob Jahn vs. California, 1978; 10, Tim Beacham vs. Fairmont, 1979; 10, Tim Beacham vs. Univ. of Buffalo, 1980; 10, Ernest Priester vs. Youngstown State, 1989

Season - 50, Wrentie Martin, 1992

Career - 147, Ernest Priester, 1986-90

#### Most Touchdown Receptions

Game - 3, Ernest Priester (5 times)

3, Bob Suren vs. Lock Haven, 1986; 3,

Eric Bosley vs. Buffalo State, 1983; 3,

Mike Romeo vs. Eureka, 1971; 3, Tim

Beacham vs. Univ. of Buffalo, 1980

Season - 16, Ernest Priester, 1989

Career - 35, Ernest Priester, 1986-90

## Total Offense

#### Most Yards Gained

Game - 358, Scott Dodds vs. Fairmont State, 1986

Season - 2,295, Jody Dickerson, 1993

Career - 6,070, Blair Hrovat, 1981-84

#### Most Plays

Game - 48, Tom Mackey vs. Clarion, 1968

Season - 342, Blair Hrovat, 1983

Career - 995, Blair Hrovat, 1981-84

## Punting

#### Highest Average

Game - 46.4, Frank Berzansky vs. Clarion, 1971 (5 punts)

Season - 41.9, Mike Raynard, 1987 (48)

Career - 38.5, Dan Fiegl, 1975-77

Longest - 82, Kevin Conlan vs. Clarion, 1983

## Punt Returns

#### Most Yards Returned

Season - 540, Birt Duncan, 1961 (15 ret.)

Career - 540, Birt Duncan, 1961

## Kickoff Returns

#### Most Yards Returned

Season - 757, Eric Bosley, 1984 (27.0)

Career - 1,284, Cleveland Pratt, 1985-88 (25.2)

## Scoring

#### Most Points

Game - 36, Elbert Cole vs. Slippery Rock, 1989

Season - 148, Elbert Cole, 1989

Career - 288, Elbert Cole, 1986-89

#### Most Touchdowns

Game - 6, Elbert Cole vs. Slippery Rock, 1989

Season - 24, Elbert Cole, 1989

Career - 48, Elbert Cole, 1986-89

#### Most Field Goals

Game - 4, Jim Trueman vs. Central Connecticut, 1985

Season - 15, Rich Ruskiewicz, 1982

Career - 43, Rich Ruskiewicz, 1979-82

#### Most Extra Points Kicked

Game - 9, Jim Trueman vs. Shippensburg, 1986

Season - 43, Scott Rupert, 1993

Career - 138, Jim Trueman, 1983-86

Most Consecutive - 41, Jim Trueman, 1984; 29, Larry Littler, 1974-75

## Defense

#### Most Passes Intercepted

Game - 4, Dan DiTullio vs. Shippensburg, 1968

Season - 8, Dave Parker, 1982; 8, Jack McCurry, 1971

Career - 14, Steve Russell, 1991-Present

#### Most Tackles

Game - 30, Rick Iorfido vs. Indiana, 1972

Season - 200, Jim Krentz, 1978

Career - 572, Jim Krentz, 1975-78

#### Most Sacks

Game - 7, Ron Link vs. California, 1981

Season - 15, Ron Link, 1981

Career - 25.5, Rick Jordan, 1981-84

## Team

### Scoring

#### Most Points Scored

Game - 83 vs. Alliance, 1928

1/2 Game - 43 vs. Mercyhurst, 1983

Season - 435 by 1989 team

Best Scoring Average - 41.2 by 1983 team

### Rushing

#### Most Yards Gained

Game - 549 vs. Waynesburg, 1971

Season - 3,078 by 1971 team

#### Best Game Average

307.8 by 1971 team





Previous Games Against 1994 Foes

1934	6	19	L	1934	0	49	L	1933	0	15	L	1927	28	0	W
1935	0	14	L	1935	0	72	L	1934	0	33	L	1928	46	0	W
1936	0	12	L	1939	0	40	L	1935	0	54	L	1929	20	0	W
1937	0	0	T	1940	7	27	L	1936	6	15	L	1930	68	0	W
1938	6	18	L	1941	6	12	L	1937	0	31	L	1931	0	6	L
1939	0	6	L	1942	0	26	L	1938	0	13	L	1932	27	0	W
1940	13	20	L	1946	0	19	L	1939	0	20	L	1933	4	6	L
1941	31	10	W	1947	0	23	L	1940	0	25	L	1934	0	13	L
1948	0	19	L	1948	0	20	L	1941	13	33	L	1935	0	19	L
1949	12	25	L	1949	6	27	L	1948	6	33	L	1936	40	0	W
1950	7	14	L	1950	7	39	L	1949	6	20	L	1937	0	6	L
1951	6	32	L	1951	6	13	L	1950	6	18	L	1938	6	2	W
1952	0	12	L	1952	13	20	L	1951	20	20	T	1939	7	26	L
1953	6	7	L	1953	6	6	T	1952	0	7	L	1940	0	35	L
1954	7	20	L	1954	0	6	L	1953	7	14	L	1941	0	0	T
1955	0	20	L	1955	14	33	L	1954	13	28	L	1942	8	6	W
1956	19	6	W	1956	13	0	W	1955	0	19	L	1946	0	50	L
1958	0	13	L	1957	33	0	W	1956	6	14	L	1947	7	6	W
1959	0	41	L	1958	6	6	T	1958	0	26	L	1948	0	20	L
1960	13	21	L	1959	12	13	L	1959	32	12	W	1949	0	33	L
1961	19	26	L	1960	7	13	L	1960	14	14	T	1950	13	7	W
1962	6	27	L	1961	6	36	L	1961	33	7	W	1951	6	12	L
1963	14	21	L	1962	7	10	L	1962	0	14	L	1952	0	20	L
1964	0	14	L	1963	0	14	L	1963	7	41	L	1953	6	20	L
1965	38	21	F	1964	3	3	T	1964	7	31	L	1954	20	46	L
1966	7	35	L	1965	3	13	L	1965	10	6	F	1955	12	27	L
1967	17	49	L	1966	7	7	T	1966	0	14	L	1956	6	13	L
1968	7	35	L	1967	7	6	W	1967	0	19	L	1957	34	0	W
1969	16	16	T	1968	0	16	L	1968	0	58	L	1958	19	0	W
1970	28	7	W	1969	40	13	W	1969	0	27	L	1959	0	13	L
1971	47	7	W	1970	24	0	W	1970	31	14	W	1960	13	7	W
1972	40	20	W	1971	49	21	W	1971	29	23	W	1961	13	12	W
1973	47	13	W	1972	7	7	T	1972	7	17	L	1962	20	21	L
1974	27	14	W	1973	3	17	L	1973	21	14	W	1963	6	7	L
1975	28	14	W	1974	7	7	T	1974	7	25	L	1964	14	7	W
1976	35	7	W	1975	24	19	W	1975	28	21	W	1965	14	13	F
1977	30	8	W	1976	19	24	L	1976	8	5	W	1966	7	41	L
1978	7	28	L	1977	25	13	W	1977	3	3	T	1967	7	28	L
1979	31	7	W	1978	17	13	W	1978	27	21	W	1968	13	37	L
1980	17	13	W	1979	13	14	L	1979	13	9	W	1969	0	24	L
1981	3	9	L	1980	0	15	L	1980	11	7	W	1970	10	6	W
1982	58	20	W	1981	12	39	L	1981	6	7	L	1971	24	17	W
1983	19	24	L	1982	10	7	W	1982	6	3	W	1972	9	10	L
1984	20	14	W	1983	28	20	W	1983	21	23	L	1973	23	22	W
1985	9	14	L	1984	31	26	W	1984	17	52	L	1974	21	21	T
1986	29	24	W	1985	32	21	W	1985	9	35	L	1975	30	0	W
1987	17	28	L	1986	24	14	W	1986	10	28	L	1976	25	20	W
1988	23	17	W	1987	35	36	L	1987	17	28	L	1977	6	10	L
1989	54	14	W	1988	14	14	T	1988	7	27	L	1978	7	42	L
1990	43	37	W	1989	62	7	W	1989	37	0	W	1979	0	13	L
1991	45	10	W	1990	17	10	W	1990	29	36	L	1980	13	10	W
1992	33	13	W	1991	0	7	L	1990*	7	14	L	1981	27	17	W
1993	<u>32</u>	<u>7</u>	W	1992	7	10	L	1991	17	20	L	1982	20	22	L
Tot.	1048	975		1993	<u>41</u>	<u>38</u>	W	1992	21	21	T	1983	28	8	W
				Tot.	724	1098		1993	<u>24</u>	<u>31</u>	L	1984	24	35	L

Slippery Rock (18-37-7)

YEAR	EU	SRU	
1926	0	19	L
1927	0	32	L
1928	0	18	L
1929	7	14	L
1930	0	7	L
1931	7	0	W
1932	0	15	L
1933	0	12	L

IUP (16-42-4)

YEAR	EU	IUP	
1926	16	6	W
1927	16	0	W
1928	31	0	W
1929	0	8	L
1930	27	0	W
1931	0	27	L
1932	0	10	L

\*NCAA Playoff Game

YEAR	EU	CU	W
1926	31	6	W

American International

First Meeting

Clarion (31-32-2)

1927	28	0	W
1928	46	0	W
1929	20	0	W
1930	68	0	W
1931	0	6	L
1932	27	0	W
1933	4	6	L
1934	0	13	L
1935	0	19	L
1936	40	0	W
1937	0	6	L
1938	6	2	W
1939	7	26	L
1940	0	35	L
1941	0	0	T
1942	8	6	W
1946	0	50	L
1947	7	6	W
1948	0	20	L
1949	0	33	L
1950	13	7	W
1951	6	12	L
1952	0	20	L
1953	6	20	L
1954	20	46	L
1955	12	27	L
1956	6	13	L
1957	34	0	W
1958	19	0	W
1959	0	13	L
1960	13	7	W
1961	13	12	W
1962	20	21	L
1963	6	7	L
1964	14	7	W
1965	14	13	F
1966	7	41	L
1967	7	28	L
1968	13	37	L
1969	0	24	L
1970	10	6	W
1971	24	17	W
1972	9	10	L
1973	23	22	W
1974	21	21	T
1975	30	0	W
1976	25	20	W
1977	6	10	L
1978	7	42	L
1979	0	13	L
1980	13	10	W
1981	27	17	W
1982	20	22	L
1983	28	8	W
1984	24	35	L
1985	7	26	L
1986	48	21	W
1987	24	48	L
1988	35	0	W
1989	12	7	W
1990	23	14	W
1991	17	9	W
1992	26	17	W
1993	<u>28</u>	<u>0</u>	W
Tot.	994	978	



# Scots Against Their Opponents

College	Initial Game	Won	Lost	Tied	Opponent	Year	Score	W	L	T
Allegheny	1930 (L, 0-12)	2	2	0	Kent State University	1926 (L, 0-12)		1	1	0
Alliance	1926 (W, 41-0)	5	4	0	Kenyon College	1974 (W, 22-21)		1	0	0
Ashland	1953 (W, 52-7)	3	2	0	Liberty University	1987 (L, 8-13)		0	3	0
Baldwin-Wallace	1965 (T, 13-13)	1	2	1	Lock Haven	1958 (L, 26-33)	22	13	1	
Bloomsburg	1981 (W, 25-9)	4	0	0	Lycoming	1960 (L, 6-12)	1	1	0	
Bridgewater	1964 (W, 47-0)	2	0	0	Mansfield	1935 (L, 0-20)	10	11	1	
Brockport State	1948 (W, 7-0)	7	5	1	Mercyhurst	1982 (W, 38-8)	2	0	0	
Buffalo State	1983 (W, 59-0)	1	0	0	Michigan Tech	1964 (L, 7-8)	0	1	0	
Buffalo University	1928 (W, 37-0)	5	0	0	Millersville	1977 (L, 12-24)	3	3	0	
C. W. Post	1976 (L, 13-30)	0	2	0	Muskingum	1978 (L, 10-23)	1	1	0	
California (Pa.)	1927 (W, 27-6)	26	32	2	New Haven	1981 (W, 51-19)	3	*2	0	
Case Tech	1955 (L, 0-19)	0	1	0	North Dakota State	1989 (L, 45-32)	0	*1	0	
Central Connecticut	1970 (W, 17-0)	3	1	0	Northwood	1991 (W, 25-14)	2	0	0	
Cheyney	1967 (L, 12-13)	1	1	0	Ohio Northern Univ.	1968 (W, 27-26)	2	1	0	
Clarion	1926 (W, 31-6)	31	32	2	Saginaw Valley	1975 (W, 21-0)	2	1	0	
Cortland (NY)	1972 (L, 9-14)	1	1	0	Shippensburg	1957 (L, 14-20)	15	17	1	
Curry	1965 (W, 48-0)	1	0	0	Slippery Rock	1926 (L, 0-19)	18	37	7	
District of Columbia	1984 (W, 58-10)	1	0	0	Shepherd	1957 (L, 6-7)	1	2	0	
East Stroudsburg	1967 (L, 6-33)	2	4	0	Southern Connecticut	1991 (W, 35-16)	2	0	0	
Elizabeth City	1993 (W, 34-27)	1	0	0	St. Vincent	1929 (L, 0-40)	0	2	0	
Fairmont State	1973 (T, 0-0)	4	6	2	Thiel	1933 (L, 0-26)	1	8	0	
Ferris State (MI)	1992 (L, 15-19)	0	*2	0	Virginia Union	1990 (W, 38-14)	*1	0	0	
Findlay	1947 (L, 12-34)	0	1	0	Waynesburg	1957 (L, 7-13)	2	1	0	
Frederick	1961 (L, 6-14)	0	1	0	Wayne State	1985 (T, 23-23)	1	0	1	
Frostburg State	1976 (W, 53-13)	2	0	0	West Chester	1970 (W, 14-6)	1	3	0	
Geneva	1952 (W, 19-0)	5	1	0	West Liberty	1926 (L, 0-10)	2	2	0	
Grove City	1933 (L, 0-49)	4	3	0	W. Virginia Wesleyan	1975 (W, 21-7)	3	0	0	
Hiram	1959 (T, 6-6)	0	0	1	Westminster	1930 (L, 12-19)	2	12	0	
Indiana (Pa.)	1926 (W, 16-0)	16	*42	4	Youngstown St.	1989 (L, 28-14)	<u>0</u>	<u>3</u>	<u>0</u>	
John Carroll University	1955 (L, 0-32)	1	2	0	<b>TOTALS</b>		<b>234</b>	<b>277</b>	<b>24</b>	
Kutztown University	1988 (L, 22-34)	1	1	0						

\*Includes NCAA Playoff Games

## Records, Points and Percentages

Year	PF	PA	REC	PCT	27.	1955	44	193	1-8	.111	54.	1982	294	110	9-2	.819
1. 1926	88	53	3-3	.500	28.	1956	173	103	5-4	.555	55.	1983	412	144	8-2	.800
2. 1927	83	38	3-2	.600	29.	1957	139	53	3-4	.429	56.	1984	353	210	8-2	.800
3. 1928	212	30	5-2	.714	30.	1958	131	111	4-4-1	.500	57.	1985	217	209	5-4-1	.550
4. 1929	46	76	2-4	.333	31.	1959	117	127	3-4-1	.438	58.	1986	321	283	7-3	.700
5. 1930	131	86	3-4	.429	32.	1960	91	114	3-4-1	.438	59.	1987	226	283	3-8	.273
6. 1931	19	80	1-5	.167	33.	1961	139	114	4-3-1	.563	60.	1988	223	184	5-4-1	.550
7. 1932	40	25	3-2	.600	34.	1962	116	113	3-5	.375	61.	1989	435	202	8-3	.727
8. 1933	11	118	1-6	.143	35.	1963	84	123	2-6	.250	62.	1990	336	190	9-3	.750
9. 1934	6	154	0-6	.000	36.	1964	113	129	2-5-1	.313	63.	1991	228	199	7-4	.636
10. 1935	0	224	0-6	.000	37.	1965	204	132	6-2-1	.722	64.	1992	336	131	8-2-1	.773
11. 1936	59	88	1-4	.200	38.	1966	42	224	1-6-1	.188	65.	1993	362	255	8-3	.727
12. 1937	6	98	0-4-1	.100	39.	1967	81	224	2-7	.222						
13. 1938	18	72	1-4	.200	40.	1968	114	307	2-7	.222						
14. 1939	39	131	1-6	.143	41.	1969	194	203	4-4-1	.500						
15. 1940	27	191	0-7	.000	42.	1970	237	89	9-1	.900						
16. 1941	80	45	2-2-1	.500	43.	1971	355	155	9-1	.900						
17. 1942	80	45	1-3	.250	44.	1972	167	158	3-5-1	.389	1.	1970	9-1	.900	8-0	
18. 1946	7	154	0-6	.000	45.	1973	168	182	4-4-1	.500	1.	1971	9-1	.900	9-0	
19. 1947	19	154	1-6	.143	46.	1974	131	127	5-2-2	.667	3.	1982	9-2	.819	9-1	
20. 1948	20	146	1-7	.125	47.	1975	259	156	8-3	.727	4.	1927	4-1	.800	4-1	
21. 1949	62	139	1-5-2	.250	48.	1976	273	174	6-4	.600	4.	1983	8-2	.800	8-2	
22. 1950	82	119	3-4	.429	49.	1977	139	123	3-6-1	.350	4.	1984	8-2	.800	8-2	
23. 1951	45	116	0-5-1	.083	50.	1978	167	247	3-6-1	.350	7.	1992	8-2-1	.773	8-1-1	
24. 1952	83	73	3-4	.429	51.	1979	131	148	4-6	.400	8.	1965	6-2-1	.750	6-2-1	
25. 1953	135	93	3-5-1	.389	52.	1980	155	84	6-2-1	.722	8.	1980	6-2-1	.750	6-2-1	
26. 1954	79	147	1-6	.143	53.	1981	178	84	4-6	.400	8.	1990	9-3	.750	8-2	

### "Top Ten" Seasons

Year	Overall	PCT	Reg. Seasons
1. 1970	9-1	.900	8-0
1. 1971	9-1	.900	9-0
3. 1982	9-2	.819	9-1
4. 1927	4-1	.800	4-1
4. 1983	8-2	.800	8-2
4. 1984	8-2	.800	8-2
7. 1992	8-2-1	.773	8-1-1
8. 1965	6-2-1	.750	6-2-1
8. 1980	6-2-1	.750	6-2-1
8. 1990	9-3	.750	8-2

# All-Time Scores 1926-1993

Edinboro's intercollegiate football history began in 1926 when Edinboro became a four-year degree granting institution and for the first time played a complete intercollegiate schedule against other four-year degree granting institutions.

Prior to the 1926 season, Edinboro was a state normal school and did not play a complete intercollegiate schedule. Therefore, any records prior to that season should not be considered as part of the intercollegiate football history of Edinboro University.

1926 (3-3) Coach: Sox Harrison	0 Clarion.....6 6 Slippery Rock.....0 0 Westminster.....13 41 Alliance.....0 16 Indiana.....6 0 West Liberty.....10 0 Kent State.....12 31 Clarion.....6 0 Slippery Rock.....19 88 .....53	0 Mansfield.....33 0 Indiana.....31 0 Clarion.....6 6 Westminster.....28 6 .....98	1946 (0-6) Coach: Art McComb	1951 (0-5-1) Coach: Art McComb
ESC .....Opp.	1932 (3-2) Coach: Sox Harrison	1938 (1-4) Coach: Sox Harrison	ESC .....Opp.	ESC .....Opp.
0 Clarion.....0	7 Allegheny.....0 6 California.....0 0 Indiana.....10 27 Clarion.....0 0 Slippery Rock.....15 40 .....25	ESC .....Opp.	0 Clarion.....50 0 Westminster.....7 0 Alliance.....20 0 Thiel.....7 7 Mansfield.....51 0 Slippery Rock.....19 7 .....154	6 California.....32 6 Clarion.....12 6 Slippery Rock.....13 20 Indiana.....20 0 Thiel.....12 7 Brockport.....27 45 .....116
1927 (4-1) Coach: Sox Harrison	1933 (1-6) Coach: Sox Harrison	1939 (1-6) Coach: Orville Bailey	ESC .....Opp.	1952 (3-4) Coach: Art McComb
ESC .....Opp.	ESC .....Opp.	ESC .....Opp.	12 Findlay.....34 7 Clarion.....6 0 Slippery Rock.....23 0 Thiel.....26 0 Mansfield.....33 0 Alliance.....6 0 West Liberty.....26 19 .....154	ESC .....Opp.
16 Indiana.....0 6 Kent State.....0 28 Clarion.....0 27 California.....6 6 Slippery Rock.....32 83 .....38	7 Allegheny.....0 0 California.....10 0 Grove City.....49 0 Indiana.....15 4 Clarion.....6 0 Thiel.....26 0 Slippery Rock.....12 11 .....118	0 California.....6 14 Mansfield.....26 0 Indiana.....20 7 Clarion.....26 12 Alliance.....6 6 Westminster.....7 0 Slippery Rock.....40 39 .....131	0 West Liberty.....26 19 .....154	0 California.....12 0 Clarion.....20 13 Slippery Rock.....20 0 Indiana.....7 39 Thiel.....7 12 Mansfield.....7 19 Geneva.....0 83 .....73
1928 (5-2) Coach: Sox Harrison	1934 (0-6) Coach: Sox Harrison	1940 (0-7) Coach: Orville Bailey	1948 (1-7) Coach: Art McComb	1953 (3-5-1) Coach: Art McComb
ESC .....Opp.	ESC .....Opp.	ESC .....Opp.	ESC .....Opp.	ESC .....Opp.
83 Alliance.....0 37 Buffalo Univ.....0 13 California.....6 2 Alfred Univ.....6 46 Clarion.....0 0 Slippery Rock.....18 31 Indiana.....0 212 .....30	6 California.....19 0 Westminster.....20 0 Indiana.....33 0 Clarion.....13 0 Thiel.....20 0 Slippery Rock.....49 6 .....154	0 Westminster.....26 13 California.....20 0 Mansfield.....39 0 Indiana.....25 0 Clarion.....35 7 Alliance.....19 7 Slippery Rock.....27 27 .....191	0 California.....19 0 Clarion.....20 0 Slippery Rock.....20 6 Indiana.....33 7 Thiel.....15 7 Brockport.....0 0 Mansfield.....21 0 Alliance.....18 20 .....146	ESC .....Opp.
1929 (2-4) Coach: Sox Harrison	1935 (0-6) Coach: Sox Harrison	1941 (2-2-1) Coach: Sox Harrison	1949 (1-5-2) Coach: Art McComb	1954 (1-6) Coach: Art McComb
ESC .....Opp.	ESC .....Opp.	ESC .....Opp.	ESC .....Opp.	ESC .....Opp.
0 Duquesne.....14 0 St. Vincent.....40 19 California.....0 0 Indiana.....8 20 Clarion.....0 7 Slippery Rock.....14 46 .....76	0 California.....14 0 Mansfield.....20 0 Indiana.....54 0 Clarion.....19 0 Westminster.....45 0 Slippery Rock.....72 0 .....224	31 California.....0 13 Indiana.....33 0 Clarion.....0 30 Alliance.....0 6 Slippery Rock.....12 80 .....45	0 Alliance.....18 20 .....146	6 California.....7 6 Clarion.....20 6 Slippery Rock.....6 7 Indiana.....14 52 Ashland.....7 6 St. Francis.....13 19 Mansfield.....6 0 Geneva.....14 33 Brockport.....6 135 .....93
1930 (3-4) Coach: Sox Harrison	1936 (1-4) Coach: Sox Harrison	1942 (1-3) Coach: Sox Harrison	1950 (3-4) Coach: Art McComb	1955 (1-8) Coach: Art McComb
ESC .....Opp.	ESC .....Opp.	ESC .....Opp.	ESC .....Opp.	ESC .....Opp.
12 Westminster.....19 0 Allegheny.....21 18 California.....0 27 Indiana.....0 68 Clarion.....0 0 Slippery Rock.....7 6 Canisius.....39 131 .....86	0 California.....12 0 Mansfield.....28 6 Indiana.....15 40 Clarion.....0 13 Westminster.....33 59 .....88	0 Westminster.....20 8 Clarion.....6 6 Mansfield.....18 0 Slippery Rock.....26 14 .....70	12 California.....25 0 Clarion.....33 6 Slippery Rock.....27 6 Indiana.....20 13 Thiel.....21 0 Brockport.....0 6 Mansfield.....6 19 Alliance.....7 62 .....139	ESC .....Opp.
1931 (1-5) Coach: Sox Harrison	1937 (0-4-1) Coach: Sox Harrison	1943 (War) 1944 (War) 1945 (War)	7 California.....14 13 Clarion.....7 7 Slippery Rock.....39 6 Indiana.....18 0 Thiel.....21 42 Brockport.....14 7 Mansfield.....6 82 .....119	12 Clarion.....27 14 Slippery Rock.....33 0 Indiana.....19 6 Brockport.....19 0 John Carroll.....32 12 Mansfield.....6 0 Case Tech.....19 0 Grove City.....18 0 California.....20 44 .....193



All-Time Scores 1926-1993

1956 (5-4)  
Coach: Bob Thurbon

ESC	Opp.
6	Clarion.....13
13	Slippery Rock.....0
6	Indiana.....14
13	Brockport.....21
13	John Carroll.....27
21	Mansfield.....7
27	Case Tech.....15
55	Grove City.....0
<u>19</u>	California.....6
173	.....103

1957 (3-4)  
Coach: Bob Thurbon

ESC	Opp.
6	Shepherd.....7
34	Clarion.....0
33	Slippery Rock.....0
0	Grove City.....7
7	Waynesburg.....13
45	Ashland.....6
<u>14</u>	Shippensburg.....20
139	.....53

1958 (4-4-1)  
Coach: Bob Thurbon

ESC	Opp.
19	Clarion.....0
* 6	Slippery Rock.....6
0	Indiana.....27
*19	Grove City.....14
26	Lock Haven.....33
*28	Mansfield.....6
33	Ashland.....6
* 0	California.....13
Beaver Bowl Game:	
<u>0</u>	Slippery Rock.....6
131	.....111

1959 (3-4-1)  
Coach: Bob Thurbon

ESC	Opp.
0	Clarion.....13
12	Slippery Rock.....13
32	Indiana.....12
23	St. Vincent.....29
36	Lock Haven.....13
6	Hiram.....6
8	Mansfield.....0
<u>0</u>	California.....41
117	.....127

1960 (3-4-1)  
Coach: Loyal Park

ESC	Opp.
13	Clarion.....7
7	Slippery Rock.....13
14	Indiana.....14
6	Lycoming.....12
6	Lock Haven.....33
14	John Carroll.....7
18	Brockport.....7
<u>13</u>	California.....21
91	.....114

1961 (4-3-1)  
Coach: Loyal Park

ESC	Opp.
-----	------

13	Clarion.....12
6	Slippery Rock.....36
33	Indiana.....7
6	Frederick.....14
7	Lock Haven.....7
20	Lycoming.....6
35	Brockport.....6
<u>19</u>	California.....26
139	.....114

1962 (3-5)  
Coach: Jim Hazlett

ESC	Opp.
7	Grove City.....0
7	Slippery Rock.....10
* 0	Indiana.....14
20	Clarion.....21
*28	Lock Haven.....14
20	Shippensburg.....27
*28	Brockport.....0
* 6	California.....27
116	.....113

1963 (2-6)  
Coach: Jim Hazlett

ESC	Opp.
*27	Grove City.....7
* 0	Slippery Rock.....14
7	Indiana.....41
* 6	Clarion.....7
16	Lock Haven.....14
* 8	Shippensburg.....12
6	Brockport.....7
<u>14</u>	California.....21
84	.....123

1964 (2-5-1)  
Coach: Jim Hazlett

ESC	Opp.
*47	Bridgewater.....0
3	Slippery Rock.....3
* 7	Indiana.....31
14	Clarion.....7
*22	Lock Haven.....25
7	Michigan Tech.....8
* 0	California.....14
<u>13</u>	Shippensburg.....41
113	.....129

1965 (6-2-1)+  
Coach: Jim Hazlett

ESC	Opp.
*13	Baldwin-Wallace.....13
*48	Curry College.....0
* 3	+Slippery Rock.....13
10	+Indiana.....6
*14	+Clarion.....13
14	+Lock Haven.....27
*35	+Shippensburg.....26
29	Bridgewater.....13
<u>38</u>	+California.....21
204	.....132
+Edinboro was forced to forfeit its conference games due to an ineligible player.	

1966 (1-6-1)  
Coach: William Cutcher

ESC	Opp.
0	Baldwin-Wallace.....68

7	Slippery Rock.....7
* 0	Indiana.....14
7	Clarion.....41
*14	Lock Haven.....17
0	Shippensburg.....42
7	Geneva.....0
* 7	California.....35
42	.....224

1967 (2-7)  
Coach: William Cutcher

ESC	Opp.
12	Cheyney.....13
* 6	East Stroudsburg.....33
* 7	Slippery Rock.....6
0	Indiana.....19
* 7	Clarion.....28
6	Lock Haven.....30
*12	Shippensburg.....33
*14	Geneva.....13
<u>17</u>	California.....49
81	.....224

1968 (2-7)  
Coach: William Cutcher

ESC	Opp.
15	East Stroudsburg.....49
*27	Ohio Northern.....26
0	Slippery Rock.....16
* 0	Indiana.....58
13	Clarion.....37
*21	Lock Haven.....56
0	Shippensburg.....23
31	Geneva.....7
* 7	California.....35
114	.....307

1969 (4-4-1)  
Coach: Bill McDonald

ESC	Opp.
40	Brockport.....29
7	Ohio Northern.....27
*40	Slippery Rock.....13
0	Indiana.....27
* 0	Clarion.....24
33	Lock Haven.....41
*24	Shippensburg.....14
*34	Geneva.....12
<u>16</u>	California.....16
194	.....203

1970 (9-1)  
Coach: Bill McDonald

ESC	Opp.
*37	Cheyney.....0
24	Slippery Rock.....0
*31	Indiana.....14
10	Clarion.....6
*34	Lock Haven.....21
35	Shippensburg.....15
PC Championship:	
*14	West Chester.....6
NAIA Nat. Semi-finals:	
<u>7</u>	Westminster.....20
237	.....89

1971 (9-1)  
Coach: Bill McDonald

ESC	Opp.
32	Waynesburg.....10

*57	Eureka (Ill.).....0
*49	Slippery Rock.....21
29	Indiana.....23
*24	Clarion.....17
*42	Lock Haven.....26
*42	Shippensburg.....16
19	Ohio Northern.....0
47	California.....7
PC Championship:	
<u>14</u>	West Chester.....35
355	.....155

1972 (3-5-1)  
Coach: Bill McDonald

ESC	Opp.
*23	Waynesburg.....6
7	Ashland.....51
7	Slippery Rock.....7
* 7	Indiana.....17
9	Clarion.....10
*56	Lock Haven.....19
* 9	Shippensburg.....14
9	Cortland (NY).....14
* 40	California.....20
167	.....158

1973 (4-4-1)  
Coach: Bill McDonald

ESC	Opp.
* 0	Fairmont.....0
*11	Central Conn.....24
0	Ashland.....37
* 3	Slippery Rock.....17
21	Indiana.....14
*23	Clarion.....22
25	Lock Haven.....27
*38	Shippensburg.....28
<u>47</u>	California.....13
168	.....182

1974 (5-2-2)  
Coach: Bill McDonald

ESC	Opp.
12	Fairmont.....7
*21	Baldwin-Wallace.....13
7	Slippery Rock.....7
* 7	Indiana.....25
21	Clarion.....21
*14	Lock Haven.....0
0	Shippensburg.....19
22	Kenyon.....21
*27	California.....14
131	.....127

1975 (8-3)  
Coach: Bill McDonald

ESC	Opp.
21	W. Va. Wesleyan.....7
* 0	Fairmont.....20
14	Baldwin-Wallace.....35
*24	Slippery Rock.....19
28	Indiana.....21
*30	Clarion.....0
52	Lock Haven.....0
*21	Shippensburg.....16
*21	Saginaw Valley.....0
28	California.....14
PC Championship:	
<u>20</u>	East Stroudsburg.....24
259	.....156

1976 (6-4)  
Coach: Bill McDonald

ESC	Opp.
17	Fairmont.....21
*34	Cortland.....11
53	Frostburg.....13
19	Slippery Rock.....24
* 8	Indiana.....5
25	Clarion.....20
*45	Lock Haven.....15
24	Shippensburg.....28
*13	C.W. Post.....30
*35	California.....7
273	.....174

1977 (3-6-1)  
Coach: Bill McDonald

ESC	Opp.
* 6	Fairmont.....7
17	Saginaw Valley.....21
*19	Frostburg.....0
*25	Slippery Rock.....13
3	Indiana.....3
* 6	Clarion.....10
14	Lock Haven.....20
* 7	Shippensburg.....17
12	Millersville.....24
<u>30</u>	California.....8
139	.....123

1978 (3-6-1)  
Coach: Bill McDonald

ESC	Opp.
26	Fairmont.....26
*10	Muskingum.....23
*20	Millersville.....22
* 7	Clarion.....42
31	Lock Haven.....21
*15	Shippensburg.....23
7	California.....28
*17	Slippery Rock.....13
27	Indiana.....21
<u>7</u>	C.W. Post.....28
167	.....247

1979 (4-6)  
Coach: Denny Creehan

ESC	Opp.
* 0	Fairmont.....9
28	Muskingum.....13
6	Millersville.....17
0	Clarion.....13
* 7	Lock Haven.....24
18	Shippensburg.....28
*31	California.....7
13	Slippery Rock.....14
*13	Indiana.....9
<u>15</u>	Westminster.....14
131	.....148

1980 (6-2-1)  
Coach: Denny Creehan

ESC	Opp.
*24	Westminster.....0
*28	Millersville.....0
6	Lock Haven.....7
*22	Shippensburg.....22
17	California.....13
* 0	Slippery Rock.....15
11	Indiana.....7

## All-Time Scores 1926-1993

34 Univ. of Buffalo.....10	*21 Indiana.....23	9 West Chester .....37	*37 Indiana.....0	*31 Fairmont State ..... 21
*13 Clarion ..... 10	59 Buffalo State.....0	*48 Clarion .....21	*42 Kutztown.....21	228 .....199
155 .....84	28 Clarion .....8	30 Lock Haven.....21	12 Clarion .....7	
	*50 Lock Haven.....7	*66 Shippensburg.....53	*49 Lock Haven.....10	
1981 (4-6)	*74 Mercyhurst..... 13	29 California.....24	60 Shippensburg.....6	1992 (8-2-1)
Coach: Denny Creehan	412 .....144	<u>57</u> Fairmont State ..... <u>33</u>	*54 California.....14	Coach: Tom Hollman
ESC .....Opp.		321 .....283	62 Slippery Rock.....7	EUP .....Opp.
6 Fairmont .....13	1984 (8-2)		14 Youngstown State .....28	EUP .....Opp.
*51 New Haven.....19	Coach: Denny Creehan	1987 (3-8)	NCAA Div. II Playoff:	*35 Buffalo.....13
*13 Lock Haven.....14	EUP .....Opp.	Coach: Steve Szabo	<u>32</u> N. Dakota State..... <u>45</u>	*37 Northwood Institute.13
0 Shippensburg.....17	40 West Liberty.....14	EUP .....Opp.	435 .....202	41 S. Connecticut .....0
*3 California.....39	*42 W. Va. Wesleyan .....0	8 Liberty.....13		*26 Clarion .....17
12 Slippery Rock.....39	20 California.....14	21 Mansfield.....10		38 Lock Haven.....10
*6 Indiana.....7	*31 Slippery Rock.....26	*14 Central Conn.....7	1990 (9-3)	*47 Shippensburg.....3
*35 Univ. of Buffalo.....0	17 Indiana.....52	35 Slippery Rock.....36	Coach: Tom Hollman	33 California.....13
27 Clarion .....17	40 East Stroudsburg.....20	*17 Indiana.....28	EUP .....Opp.	*7 Slippery Rock.....10
<u>25</u> Bloomsburg..... <u>9</u>	*24 Clarion .....35	*28 West Chester .....49	*48 Shepherd College.....6	21 Indiana.....21
178 .....84	45 Lock Haven.....25	24 Clarion .....48	27 Youngstown State .....31	36 Millersville.....12
	*36 Shippensburg.....14	*31 Lock Haven.....21	33 Bloomsburg.....6	NCAA Div. II Playoff:
1982 (9-2-0)	*58 Dist. of Columbia ..... <u>10</u>	16 Shippensburg.....18	*23 Clarion .....14	<u>15</u> Ferris State..... <u>19</u>
Coach: Denny Creehan	353 .....210	*17 California.....28	*41 Lock Haven.....6	336 .....131
ESC .....Opp.	1985 (5-4-1)	<u>15</u> Shepherd ..... <u>25</u>	*10 Shippensburg.....3	
*34 Bloomsburg.....7	Coach: Steve Szabo	226 .....283	43 California.....37	1993 (5-1)
29 New Haven.....0	EUP .....Opp.		*17 Slippery Rock.....10	Coach: Tom Hollman
*10 Shippensburg.....6	23 Wayne State.....23	1988 (5-4-1)	29 Indiana.....36	EUP .....Opp.
58 California.....20	40 Central Conn.....13	Coach: Tom Hollman	20 Fairmont State .....13	*9 Ferris State.....23
*10 Slippery Rock.....7	*9 California.....14	EUP .....Opp.	NCAA Div. II Playoff:	34 Elizabeth City .....27
6 Indiana.....3	32 Slippery Rock.....21	*7 Liberty.....17	38 Virginia Union .....14	28 Univ. of Buffalo.....17
33 Mansfield.....6	*9 Indiana.....35	*37 Saginaw .....28	NCAA Div. II Playoff:	28 Clarion Univ.....0
*20 Clarion .....22	*30 East Stroudsburg.....14	14 New Haven.....30	<u>7</u> Indiana..... <u>14</u>	*52 Lock Haven.....20
34 Lock Haven.....7	7 Clarion .....26	7 Indiana.....27	336 .....190	34 Shippensburg.....17
38 Mercyhurst.....8	*27 Lock Haven.....22	22 Kutztown.....34		*32 California.....7
PC Championship:	24 Shippensburg.....21	*35 Clarion .....0	1991 (7-4)	41 Slippery Rock.....38
<u>22</u> East Stroudsburg..... <u>24</u>	*16 Fairmont State ..... <u>20</u>	45 Lock Haven.....7	Coach: Tom Hollman	*24 IUP .....31
294 .....110	217 .....209	*19 Shippensburg.....10	EUP .....Opp.	*52 Millersville.....27
		23 California.....17	0 Youngstown State .....24	NCAA Div. II Playoff:
1983 (8-2)	1986 (7-3)	*14 Slippery Rock..... <u>14</u>	25 Northwood Inst.....14	<u>28</u> New Haven..... <u>48</u>
Coach: Denny Creehan	Coach: Steve Szabo	223 .....184	*35 S. Connecticut.....16	362 .....255
EUP .....Opp.	EUP .....Opp.		*23 Bloomsburg.....21	
*41 West Liberty .....3	*27 Wayne State.....24	17 Clarion .....9	17 Clarion .....9	
48 W. Va. Wesleyan .....30	*21 Mansfield.....28	28 Lock Haven.....12	28 Lock Haven.....12	
44 Shippensburg.....16	*24 Slippery Rock.....14	7 Shippensburg.....45	7 Shippensburg.....45	
*19 California.....24	10 Indiana.....28	*45 California.....10	*45 California.....10	
28 Slippery Rock.....20		0 Slippery Rock.....7	0 Slippery Rock.....7	
		*17 Indiana.....20	*17 Indiana.....20	

\*Denotes home games



## The Coaches and Their Records

Name	Seasons	Best	Won	Lost	Tied	Pct.
Tom Hollman (1988-Present)	6	8-2-1, 1992	45	19	2	.697
Denny Creehan (1979-1984)	6	9-2, 1982	39	20	1	.658
Bill McDonald (1969-78)	10	9-1, 1970-71	54	34	7	.605
Steve Szabo (1985-87)	3	7-3, 1986	15	15	1	.500
Loyal Park (1960-61)	2	4-3-1, 1961	7	7	2	.500
Bob Thurbon (1956-59)	4	5-4, 1956	15	16	2	.485
Sox Harrison (1926-38, 1941-42)	15	4-1, 1927	27	56	2	.329
Jim Hazlett (1962-65)	4	3-5, 1962	9	22	2	.288
Art McComb (1946-55)	10	3-4, 1952	14	56	4	.203
William Cutcher (1966-68)	3	2-7, 1967-68	5	20	1	.212
Orville Bailey (1939-40)	2	1-6, 1939	1	13	0	.071

# The Record Books

## RUSHING

### Career Rushing Leaders

	Player	Years	Yardage Total
1.	Al Raines	1969-71	3,399
2.	Elbert Cole	1986-89	3,341
3.	Lester Frye	1989-91	2,626
4.	<b>LARRY JACKSON</b>	<b>1991-Present</b>	<b>2,577</b>
5.	Dave Green	1975-76	1,978
6.	Floyd Faulkner	1984-87	1,845
7.	Keith Collier	1981-83	1,684
8.	Derrick Russell	1990-92	1,673
9.	Bob Mengerink	1969-71	1,435
10.	Rich Holmes	1974-75	1,302
11.	Jim Romaniszyn	1970-72	1,266
12.	Damon Chambers	1982-84	1,227
13.	Dave Span	1981-85	1,107
14.	Joe Early	1977-80	1,095
15.	Chris Conway	1987-90	1,034
16.	Bryan Libert	1974-77	1,031
17.	Joe Sanford	1970-71	1,026
18.	Blair Hrovat	1981-84	967
19.	Andy Parma	1977-79	885
20.	Mike Ray	1978-81	843
21.	Ray Rhodes	1983-84	806
22.	Jeff Delbane	1975-77	734
23.	Jim Pisano	1983-86	728
24.	Bob Klenk	1982-84	713
25.	Ross Rankin	1985-86	681

### Career Rushing Attempts

	Player	Year	Attempts
1.	Elbert Cole	1986-89	642
2.	Al Raines	1969-71	506
3.	Lester Frye	1989-91	503
4.	<b>LARRY JACKSON</b>	<b>1991-Present</b>	<b>443</b>
5.	Blair Hrovat	1981-84	377
6.	Dave Green	1975-76	361
7.	Floyd Faulkner	1984-87	357
8.	Keith Collier	1981-83	333
9.	<b>JODY DICKERSON</b>	<b>1991-Present</b>	<b>294</b>
10.	Rich Holmes	1974-75	286
11.	Derrick Russell	1990-92	282
12.	Bob Mengerink	1969-71	273
13.	Joe Early	1977-80	271
	Jim Romaniszyn	1970-72	271
15.	Bryan Libert	1974-77	238
16.	Mike Ray	1978-81	224
17.	Chris Conway	1987-90	215
18.	Joe Sanford	1970-71	201
19.	Damon Chambers	1982-84	196
20.	Andy Parma	1977-79	194
21.	Corey Hill	1990-93	185
22.	Dave Span	1981-85	176
23.	Scott Dodds	1984-86	175
24.	Melvin Morrisette	1973-75	169
25.	Jim Pisano	1983-86	167

## Career Rushing Touchdowns

	Player	Years	Rushing TDs
1.	Elbert Cole	1986-89	40
2.	Al Raines	1969-71	37
3.	<b>LARRY JACKSON</b>	<b>1991-Present</b>	<b>27</b>
	Lester Frye	1989-91	27
5.	Floyd Faulkner	1984-87	18
6.	Jim Romaniszyn	1970-72	16
7.	Derrick Russell	1990-92	15
	Damon Chambers	1982-84	15
	Dave Green	1975-76	15
	Rich Holmes	1974-75	15
	Bob Mengerink	1969-71	15
12.	Chris Conway	1987-90	12
	Blair Hrovat	1981-84	12
14.	Bob Klenk	1982-84	10
	Joe Sanford	1970-71	10

## PASSING

### Career Passing Yardage

	Player	Years	Yards
1.	Hal Galupi	1987-90	5,650
2.	<b>JODY DICKERSON</b>	<b>1991-Present</b>	<b>5,426</b>
3.	Blair Hrovat	1981-84	5,103
4.	Jude Basile	1973-75	3,382
5.	Scott Dodds	1984-86	3,292
6.	Jim Ross	1986-89	2,578
7.	Rick Shover	1976-79	2,492
8.	Mike Hill	1976-78	2,483
9.	Joe Sanford	1970-71	1,224
10.	Dan McHenry	1974-76	1,040
11.	Scott McKissock	1970-72	1,024
12.	Mike Malone	1965	751
13.	Bob Jacobs	1980-81	687
14.	Sean Seibert	1989-92	656
15.	Barry Masterson	1968-70	634

### Career Passing Touchdowns

	Player	Years	Touchdowns
1.	Hal Galupi	1987-90	50
2.	Blair Hrovat	1981-84	49
3.	<b>JODY DICKERSON</b>	<b>1991-Present</b>	<b>45</b>
4.	Scott Dodds	1984-86	27
5.	Jude Basile	1973-75	21
6.	Jim Ross	1986-89	17
	Mike Hill	1976-78	17
8.	Rick Shover	1976-79	16
9.	Joe Sanford	1970-71	15
10.	Mike Malone	1965	8



## RECEPTIONS

### Career Reception Yardage

	Player	Years	Yards
1.	Ernest Priester	1986-90	3,064 (148)
2.	Howard Hackley	1973-76	2,467 (135)
3.	Wrentie Martin	1989-92	1,871 (131)
4.	Tim Beacham	1977-80	1,812 (91)
5.	John Toomer	1985-88	1,204 (78)
6.	Jim Romaniszyn	1970-72	1,083 (57)
7.	Cleveland Pratt	1985-88	1,064 (78)
8.	<b>LATEEF WALTERS</b>	<b>1991-Present</b>	<b>994 (46)</b>
9.	Gary McKnight	1981-84	986 (38)
10.	Elbert Cole	1986-89	918 (89)
11.	Bob Jahn	1976-78	868 (58)
12.	Eric Bosley	1981-84	808 (61)
13.	Paul Stone	1989-92	787 (59)
14.	Brian Heebsh	1990-92	732 (44)
15.	Steve Larson	1973-76	708 (39)

### Career Receiving Touchdowns

	Player	Years	Touchdowns
1.	Ernest Priester	1986-90	35
2.	Howard Hackley	1973-76	19
3.	Tim Beacham	1977-80	14
4.	Bob Suren	1984-86	13
5.	Bob Jahn	1976-78	11
6.	Eric Bosley	1981-84	10
	Gary McKnight	1981-84	10
	Jim Romaniszyn	1970-72	10
9.	John Toomer	1985-88	9
10.	<b>LATEEF WALTERS</b>	<b>1991-Present</b>	<b>8</b>
	Wrentie Martin	1989-92	8
	Mike Romeo	1970-72	8

## DEFENSE

### Career Tackles

	Player	Years	Tackles
1.	Jim Krentz	1975-78	572
2.	Jason Perkins	1990-93	480
3.	Rich Iorfido	1970-72	432
4.	Greg Sullivan	1974-77	429
5.	Ron Gooden	1974-77	428
6.	Al Donahue	1987-90	423
7.	Bob Cicerchi	1978-81	398
8.	Ron Link	1977-81	339
9.	Bob King	1969-71	319
10.	Gary Sisko	1969-71	317
11.	Michael Willis	1985-88	289
12.	Jeff Shaw	1973-76	280
13.	Willie Chealey	1981-84	272
14.	Mario Houston	1990-93	287

### Career Tackles Cont'd:

	Player	Years	Tackles
15.	Bob Beauguard	1980-83	267
16.	Willie Curry	1976-79	263
17.	Ebby Hollins	1969-70	253
18.	George Miller	1973-76	246
19.	Wade Smith	1988-91	245
20.	Anthony Ross	1989-92	241
21.	Mike Barnes	1989-92	236
22.	Michael Wayne	1988-89	234
23.	John Williams	1987-89	226
	Tom Lang	1975-78	226
25.	Bryan Smith	1975-78	213
26.	Phil Giavasis	1980-83	212
27.	<b>MIKE EDWARDS</b>	<b>1990, 1992, 1993-Present</b>	<b>211</b>
28.	Georj Lewis	1989-92	209
29.	Jim McClure	1973-74	208
30.	Mike Wetherholt	1985-87	207
	Bill Bender	1970-72	207

### Career Sacks

	Player	Years	Sacks
1.	Rick Jordan	1981-84	25.5
2.	Ron Link	1977-81	24
3.	Matt Miller	1988-90	19.5
4.	Russell Cray	1990-93	19
5.	John Messura	1988-91	17
6.	Delvin Pickett	1988-91	15
7.	Anthony Ross	1989-92	14
	Matt Grebenc	1982-85	14
9.	Bob Beauguard	1980-83	13.5
10.	<b>PAT SCHUSTER</b>	<b>1992-Present</b>	<b>12</b>
	Sean Henderson	1983-85	12
12.	Jeff Jacobs	1988-90	11.5
	John Brennehan	1982-85	11.5

### Career Interceptions

	Player	Years	Interceptions
1.	<b>STEVE RUSSELL</b>	<b>1991-Present</b>	<b>14</b>
2.	Ken Petardi	1977-79	13
3.	Wade Smith	1988-91	12
	Dave Parker	1980-83	12
	Ron Miller	1977-80	12
	John Walker	1971-73	12
7.	Ray Bracy	1982-85	11
	Jim Krentz	1975-78	11
9.	Greg Rose	1981-83	10
	Dan Allie	1978-80	10
	George Miller	1973-76	10

# NCAA II Playoff Individual and Team Stats

## Scoring

	Points	Year	Games
Cole, Elbert	18	1989	1
Frye, Lester	18	1990	2
Russell, Derrick	18	1990	2
Conway, Chris	12	1989/90	3
Hill, Corey	12	1993	1
Priester, Ernest	8	1989/90	3
Griffin, Marcus	6	1993	1
Stone, Paul	6	1992	3
Walters, Lateef	6	1993	1

## Scoring by Quarters

	1	2	3	4	Total
Edinboro	9	44	20	47	120
Opponents	33	44	29	29	140

## Rushing TDs

	No.		No.
Cole, Elbert	3	Conway, Chris	1
Frye, Lester	3	Snyder, Chris	1
Russell, Derrick	3	Stone, Paul	1
Hill, Corey	2		

## Receiving TDs

Griffin, Marcus	1	Priester, Ernest	1	Walters, Lateef	1
-----------------	---	------------------	---	-----------------	---

## Extra Points

	Att.	Made	2-pt.	Att.	Year	Games
Rupert, Scott	4	4			1993	1
Baumann, John	4	3				
Priester, Ernest			1			
Gear, Mike	1	0			1990	2
Team			1-6			

## Rushing Yards

	Att.	Net	Avg.	TD	Year	Games
Frye, Lester	65	386	5.9	3		
Russell, Derrick	32	139	4.3	3		
Cole, Elbert	25	125	5.0	3		
Jackson, Larry	31	118	3.8	0	1992/93	2
Hill, Corey	21	102	4.9	2	1993	1
Koehle, Matt	18	75	4.2	0	1989/90	3
Clare, Steve	7	39	5.6	0	1989/90	3
Tedder, Tom	6	37	6.2	0	1990/93	3
Walters, Lateef	1	28	28.0	0	1993	1
Priester, Ernest	2	18	9.0	0		
Dickerson, Jody	6	14	2.3	0	1992/93	2

## Passing Yards

	Comp.	Att.	Yds.	TD	Int.
Dickerson, Jody	34	66	512	2	5
Galupi, Hal	19	53	257	1	6
Seibert, Sean	3	11	44	0	2

## Receiving

	Recp.	Yds.	TD	Year	Games
Martin, Wrentie	9	122	0	1989/90/92	3
Priester, Ernest	7	142	1		
Stone, Paul	7	146	0	1989/90/92	3
Walters, Lateef	5	82	1	1993	1
Ashton, Dave	4	41	0	1992/93	2
Griffin, Marcus	4	43	1	1993	1
Heebsh, Brian	3	53	0	1990/92	2
Hill, Corey	2	48	0	1993	1
Snyder, Chris	2	25	0	1992	1

## Tackles

	No.	Year	Games
Houston, Mario	36	1990/92/93	4
Perkins, Jason	35	1990/92/93	4
Lewis, Georj	24	1989/90/92	3
Ross, Anthony	24	1989/90/92	3
Messura, John	24	1989/90	3
Donahue, Al	21	1989/90	3

## Sacks

	No.	Yds. Lost
Messura, John	2	-16
Edwards, Michael	1	
Harmer, Rob	1	
Sims, Michael	1	

## Interceptions

	No.	Yds.	Year	Games
Houston, Mario	2	14	1990	2
Russell, Stephen	2	19	1992/93	2
Smith, Wade	2	20	1989/90	3

## Passes Broken Up

	No.		No.
Houston, Mario	10	Smith, Wade	6

## Fumble Recoveries

	No.	Year	Games
Barnes, Mike	1	1989/90	3
Harmer, Rob	1	1993	1
Harris, David	1	1993	1
Miller, Matt	1	1989/90	3
Stone, Paul	1	1992	3

## Punt Returns

	No.	Yds.	Year	Games
Barnes, Mike	4	4	1992	3
Cole, Elbert	1	0		
Priester, Ernest	1	-2		
Smith, Wade	1	8		
Willis, Michael	1	5	1989	1

## Punting

	No.	Yds.	Avg.	Long
Lhotsky, Gary	21	752	36.1	50
Burford, Bill	3	112	37.3	39

**Kickoff Returns**

	No.	Yds.	TD	Year	Games
Conway, Chris	6	174	1		
Stone, Paul	3	66	0		
Marratta, Joel	2	33	0	1989/90	3
Reifsnnyder, Bryan	2	24	0	1989/90	3
Clare, Steve	1	8	0		
Sherwood, Josh	2	34	0	1992	1
Russell, Steve	4	95	0	1993	1
Jackson, Larry	1	24	0	1992/93	2

**Team Stats (Four Games 1-3)**

	EU	OPP
TOTAL FIRST DOWNS	102	108
First Downs Rushing	60	61
First Downs Passing	39	39
First Downs Penalty	3	8
Rushing Attempts	233	237
Yards Gained Rushing	1215	1119
Yards Lost Rushing	89	132
NET YARDS RUSHING	1126	987
Passes Attempted	130	131
Passes Completed	56	62
Passes Had Intercepted	13	7
Total Offensive Plays	363	368
TOTAL NET YARDS	1939	1936
Average Gained Per Play	5.3	5.3
Fumbles	8	7
Fumbles Lost	4	4
Penalties	29	32
Penalty Yards	268	263
Interceptions (Yards)	7 (53)	13 (102)
Punts (Yards)	24 (863)	26 (845)
Average Per Punt	36	32.5
Punt Return Yards	9 (15)	11 (102)
Kickoff Return Yards	24 (465)	21 (329)
Kickoff Return Average	19.3	15.7
Quarterback Sacks	11 (-82)	7 (-52)

**Team Highs/Bests**

First Downs	27 vs. New Haven, 1993
Rush	22 vs. Virginia Union, 1990
Pass	15 vs. New Haven, 1993
Penalty	1 vs. North Dakota State, 1989/Ferris State, 1992
Rushing Attempts	71 vs. Virginia Union, 1990
Yards Gained Rushing	443 vs. Virginia Union, 1990
Yards Lost Rushing	36 vs. IUP, 1990
Net Yards Rushing	430 vs. Virginia Union, 1990
Net Yards Passing	276 vs. New Haven, 1993
Passes Attempted	42 vs. New Haven, 1993
Passes Completed	21 vs. New Haven, 1993
Passes Had Intercepted	4 vs. New Haven, 1993
Total Offensive Play	85 vs. New Haven, 1993
Total Net Yards	485 vs. New Haven, 1993
Average Gained Per Play	6.0 vs. Ferris State, 1992
Fumbles and Lost Fumbles	4-2 vs. Ferris State, 1992
Penalties and Yardage	9-92 vs. New Haven, 1993
Interceptions and Return Yards	3-34 vs. Virginia Union, 1990
Punts/Yards	8-291 vs. IUP, 1990
Average Per Punt	38 vs. New Haven, 1993
Punt Return Yardage	8 vs. Virginia Union, 1990
Kickoff Return Yards	224 vs. North Dakota State, 1989
Sacks	5 vs. Ferris State, 1992

**Fighting Scots 1988-1993**

**YARDS  
PSAC**

**NCAA II**

**1993 - 8-3 #14 NCAA II Playoffs**

Total Offense - 419.1	20th	3rd
Rushing Offense - 214.6	28th	3rd
Passing Offense - 204.5	43rd	7th
Scoring Offense - 33.4	17th	2nd
Total Defense - 315.5		4th
Rush Defense - 128.9	41st	3rd
Pass Defense Efficiency - 98.7	35th	4th
Scoring Defense - 20.7		4th
Turnover Margin - +.90 (33/24)	24th	4th
Net Punting - 33.82	35th	5th

**1992 - 8-1-1 #15 (best record since 1971) NCAA II Playoffs**

Scoring Defense - 11.2 ppg	3rd	1st
Pass Defense Efficiency - 88.8	13th	2nd
(14 interceptions, 6 passing tds)		
Rushing Defense - 95.0 ypg	top 15	3rd
Passing Defense - 162.5 ypg		1st
Total Defense - 257.5 ypg	top 15	1st
Scoring Offense - 32.1 ppg	14th	2nd
Rushing Offense - 236.2 ypg		1st
Passing Offense - 172.8 ypg		13th
Total Offense - 409.0 ypg		3rd

**1991 - 7-4**

Rushing Defense - 151.3 ypg		9th
Passing Defense - 180.1 ypg		5th
Total Defense - 332.1 ypg		6th
Rushing Offense - 188.9 ypg		2nd
Passing Offense - 138.7 ypg		13th
Total Offense - 327.6 ypg		9th

**1990 - 8-2 #11 NCAA II Playoffs (quarterfinalist)**

Scoring Defense - 16.2 ppg	23rd	2nd
Rushing Defense - 100.7 ypg	8th	2nd
Passing Defense - 155.2 ypg	23rd	1st
Total Defense - 255.9 ypg	12th	1st
Scoring Offense - 29.1 ppg	20th	2nd
Rushing Offense - 227.1 ypg	21st	2nd
Passing Offense - 215.5 ypg		6th
Total Offense - 442.6 ypg	11th	3rd

**1989 - 8-2 #7 NCAA II Playoffs**

Scoring Defense - 15.7 ppg	19th	2nd
Rushing Defense - 109.9 ypg	15th	1st
Passing Defense - 137.6 ypg	29th	3rd
Total Defense - 247.5 ypg	15th	2nd
Scoring Offense - 40.3 ppg	2nd	1st
Rushing Offense - 257.0 ypg	10th	1st
Passing Offense - 197.9 ypg		5th
Total Offense - 454.9 ypg	4th	1st

**1988 - 5-4-1**

Rushing Defense - 143.7 ypg		9th
Passing Defense - 154.2 ypg		6th
Total Defense - 297.9 ypg		9th
Rushing Offense - 160.7 ypg		5th
Passing Offense - 180.7 ypg		5th



# PSAC Football Records

## Individual Season

### Rushing – Most Yards

1. Michael Mann	IUP	1993	2,027
2. Keith Higdon	CHEY	1993	1,748
3. Lester Frye	EDIN	1990	1,630
4. Elbert Cole	EDIN	1989	1,507
5. Joe Iacone	WC	1962	1,461
6. Derrick Price	WC	1990	1,457
7. Michael Mann	IUP	1991	1,452
8. Joe Iacone	WC	1960	1,438
9. LaMonte Coleman	SR	1993	1,396
10. Ricke Stonewall	MILL	1982	1,387
11. Ed O'Reilly	SR	1974	1,384
12. Jason Sims	WC	1987	1,368
13. Derrick Price	WC	1988	1,366
14. Al Raines	EDIN	1971	1,358
15. Scott Highley	MILL	1989	1,333

### Rushing – Most Attempts

1. Michael Mann	IUP	1993	373
2. Keith Higdon	CHEY	1993	330
3. Lester Frye	EDIN	1990	317
4. Derrick Price	WC	1990	291
5. Ed O'Reilly	SR	1974	287
6. Mike Morucci	BLOOM	1979	281
7. Rick Diggs	SHIP	1974	274
8. Greg Paterra	SR	1988	270
8. Scott Opalsky	SR	1989	270
10. Chuck Sanders	SR	1984	269
11. Derrick Price	WC	1989	267
12. LaMonte Coleman	SR	1993	256
13. Dave Friese	SHIP	1981	251
14. Jason Sims	WC	1987	244
15. Scott Hoover	CAL	1992	243

### Rushing TDs

1. Elbert Cole	EDIN	1989	21
2. Michael Mann	IUP	1993	19
3. Joe Iacone	WC	1962	18
3. Bert Nye	WC	1967	18
3. Bill Pettyjohn	SHIP	1991	18
3. Keith Higdon	CHEY	1993	18

### Passing – Most Attempts

1. Andy Breault	KUTZ	1990	474
2. Bob McLaughlin	LH	1993	458
3. Rich Lichtel	BLOOM	1967	415
4. Rich Ingold	IUP	1985	414
5. Kevin Russell	CAL	1984	406
6. Sam Mannery	CAL	1990	400
7. Brian Gilbert	SHIP	1991	378
8. Brian Gilbert	SHIP	1992	377
9. Andy Breault	KUTZ	1991	360
10. Chris Fagan	MILL	1991	360
11. Dave MacDonald	WC	1992	355

### Passing – Most Completions

1. Andy Breault	KUTZ	1990	269
2. Bob McLaughlin	LH	1993	261
3. Kevin Russell	CAL	1984	234
4. Andy Breault	KUTZ	1991	225
5. Rich Ingold	IUP	1985	219
6. Sam Mannery	CAL	1990	204
7. Al Niemela	WC	1986	199
8. Andy Breault	KUTZ	1992	197
9. Bill Blair	MAN	1991	196
10. Kevin Russell	CAL	1983	195
10. Dave MacDonald	WC	1992	195
11. Bill Blair	MAN	1990	194

### Most Passing Yards

1. Andy Breault	KUTZ	1990	3,143
2. Dave MacDonald	WC	1992	3,085
3. Andy Breault	KUTZ	1991	2,927
4. Bob McLaughlin	LH	1993	2,877
5. Sam Mannery	CAL	1990	2,853
6. Rich Lichtel	BLOOM	1967	2,771
7. Rich Ingold	IUP	1985	2,760
8. Kevin Russell	CAL	1984	2,642
9. Scott Woods	IUP	1992	2,580
10. Andy Breault	KUTZ	1992	2,566

### Most Passing TDs

1. Andy Breault	KUTZ	1991	37
2. Tony Aliucci	IUP	1990	27
3. Jim Alcorn	CLAR	1966	26
3. Rich Lichtel	BLOOM	1967	26
3. Ed Brown	WC	1989	26
6. Ed Brown	WC	1990	25
6. Jody Dickerson	EDIN	1993	25
6. Dave MacDonald	WC	1993	25
9. Dave MacDonald	WC	1992	24
10. Tim Ebersold	SHIP	1981	23
10. Doug Emminger	CLAR	1987	23
10. Andy Breault	KUTZ	1990	23
13. Tim Ebersole	SHIP	1982	22
13. Rich Ingold	IUP	1985	22
13. Al Niemela	WC	1986	22
13. Al Niemela	WC	1987	22
13. Hal Galupi	EDIN	1989	22

### Receiving – Most Receptions

1. Mark Steinmeyer	KUTZ	1990	86
2. Greg Hopkins	SR	1993	79
3. Bob Tucker	BLOOM	1967	77
4. Len Pesotini	IUP	1975	74
4. Scott Benoit	E.STR	1983	74
4. Perry Kemp	CAL	1983	74
7. Jim Sheehan	WC	1986	71
8. Jeff Zubia	SHIP	1982	68
9. Jon Spinosa	LH	1993	65
10. Stef Kern	BLOOM	1990	62
11. Scott Asman	WC	1989	61
12. Ernie Siegrist	E.STR	1984	60
12. Du. MacDonald	MAN	1989	60
12. Andrew Hill	IUP	1990	60
12. Tim Brown	CLAR	1992	60

### Receiving – Yards Gained

1. Bob Tucker	BLOOM	1967	1,325
2. Greg Hopkins	SR	1993	1,229
3. Andrew Hill	IUP	1990	1,183
4. Steve Weaver	WC	1992	1,157
5. Ernest Priester	EDIN	1989	1,128
6. Andrew Hill	IUP	1989	1,108
7. Ernest Priester	EDIN	1990	1,102
8. Perry Kemp	CAL	1983	1,101
9. Len Pesotini	IUP	1975	1,088
10. Andrew Hill	IUP	1991	1,052

### Receiving – Most TDs

1. Andrew Hill	IUP	1990	20
2. Ernest Priester	EDIN	1989	16
3. Ernest Priester	EDIN	1990	15
4. Bob Tucker	BLOOM	1967	13
4. Ed Noon	SHIP	1981	13
4. Tony Trave	IUP	1987	13
4. Bill Hess	WC	1988	13
4. Steve Weaver	WC	1992	13
9. John DeRiggi	CLAR	1966	12
9. Ken Kopelchny	E.STR	1990	12
9. Brian Penacle	WC	1993	12

### Most Total Offense

1. Andy Breault	KUTZ	1990	3,173
2. Dave MacDonald	WC	1992	3,082
3. Jeff Petrucci	CAL	1968	2,944
4. Bob McLaughlin	LH	1993	2,928
5. Scott Woods	IUP	1993	2,878
6. Andy Breault	KUTZ	1991	2,850
7. Sam Mannery	CAL	1990	2,819
8. Kevin Russell	CAL	1984	2,778
9. Tim Ebersole	SHIP	1981	2,700
10. Kevin Russell	CAL	1983	2,692

### Scoring – Most Overall TDs

1. Elbert Cole	EDIN	1989	24
2. Michael Mann	IUP	1993	21
3. Mickey Catello	CLAR	1966	20
3. Andrew Hill	IUP	1990	20
5. Joe Iacone	WC	1962	19
5. Bert Nye	WC	1967	19
5. Larry Jackson	EDIN	1992	19
8. Keith Higdon	CHEY	1993	18
9. Larry Monsilovich	IUP	1971	17
9. Don Shaver	KUTZ	1979	17
9. Desi Washington	MILL	1989	17
9. Ernest Priester	EDIN	1990	17
9. Michael Mann	IUP	1991	17

### Scoring – Most Points

1. Elbert Cole	EDIN	1989	148
2. Bill Shockley	WC	1958	132
3. Bert Nye	WC	1967	129
4. Andrew Hill	IUP	1990	124
5. Mickey Catello	CLAR	1967	120

### Kick Scoring – Most PATs

1. Michael Geary	IUP	1993	64
2. Barry Stevenson	WC	1971	52
3. John Marotta	WC	1988	48
4. John Marotta	WC	1989	45
5. John Jaworski	IUP	1991	44
6. Howie Guarini	SHIP	1991	43
6. Scott Rupert	EDIN	1993	43
8. Bill Shockley	WC	1958	42
8. Jim Trueman	EDIN	1984	42
8. Rob Grims	IUP	1989	42

### Kick Scoring – Most Field Goals

1. Michael Geary	IUP	1993	18
2. Bill May	CLAR	1979	16
3. Bill May	CLAR	1977	15
3. Rich Ruszkiewicz	EDIN	1982	15
3. Ed Detwiler	E.STR	1991	15
3. Howie Guarini	SHIP	1991	15
7. Bill May	CLAR	1980	13
7. Howard Guarini	CLAR	1989	13
7. Ed Detwiler	E.STR	1989	13
7. John Baumann	EDIN	1990	13
7. Matt Stehman	MAN	1991	13
7. Ed Detwiler	E.STR	1992	13

### Kick Scoring – Most Kicking Points

1. Michael Geary	IUP	1993	118
2. John Marotta	WC	1988	79
2. Ed Detwiler	E.STR	1991	79
2. Howie Guarini	SHIP	1991	79
5. Jim Trueman	EDIN	1984	75
6. John Marotta	WC	1989	72
7. Rich Ruszkiewicz	EDIN	1982	70
7. Eric Wentling	WC	1984	70

## Career Records

### Rushing – Most Yards Gained

1. Michael Mann	IUP	90-93	4,805
2. Ricke Stonewall	MILL	81-84	4,169
3. Derrick Price	WC	87-90	4,001
4. Joe Iacone	WC	60-62	3,958
5. Mike Morucci	BLOOM	76-79	3,536
6. Ron Perkins	WC	79-82	3,499
7. Joe Speese	LH	77-80	3,399
7. Al Raines	EDIN	69-71	3,399
9. Elbert Cole	EDIN	86-89	3,341
10. Greg Paterra	SR	86-88	3,149

### Rushing – Most Attempts

1. Michael Mann	IUP	90-93	849
2. Derrick Price	WC	87-90	812
3. Mike Morucci	BLOOM	76-79	785
4. Gary Frantz	CLAR	76-79	726
5. Ron Perkins	WC	79-82	696
6. Rob Funderburk	MAN	83-86	677
7. Rick Porter	SR	78-81	663
8. Scott Eberly	MILL	90-93	656
9. Elton Brown	CLAR	81-84	648
9. Ricke Stonewall	MILL	81-84	648

### Rushing TDs

1. Michael Mann	IUP	90-93	48
2. Ricke Stonewall	MILL	81-84	43
3. Joe Iacone	WC	60-62	41
4. Ron Perkins	WC	79-82	40
4. Elbert Cole	EDIN	86-89	40
6. Berl Nye	WC	66-68	37
7. Rob Funderburk	MAN	83-86	33
7. Steve Girting	IUP	85-88	33

### Passing – Most Attempts

1. Sam Mannery	CAL	87-90	1,283
2. Andy Breault	KUTZ	89-92	1,259
3. Chris Fagan	MILL	89-92	1,098
4. Brian Gilbert	SHIP	90-92	1,071
5. Al Niemela	WC	85-88	1,063
6. Jay DeDea	BLOOM	84-87	1,051
7. Bill Blair	MAN	89-92	1,041
8. Kevin Russell	CAL	82-84	999
9. Bret Comp	E.STR	89-92	956
10. Rich Ingold	IUP	83-85	852
11. Bob McLaughlin	LH	92-93	786
12. Craig Jobes	MAN	84-88	782

### Passing – Most Completions

1. Andy Breault	KUTZ	89-92	733
2. Sam Mannery	CAL	87-90	649
3. Bill Blair	MAN	89-92	617
4. Al Niemela	WC	85-88	600
5. Chris Fagan	MILL	89-92	556
6. Kevin Russell	CAL	82-84	546
7. Jay DeDea	BLOOM	84-87	518
8. Rich Ingold	IUP	82-85	499
9. Brett Comp	E.STR	89-92	485
10. Brian Gilbert	SHIP	90-92	473
11. Tony Aliucci	IUP	89-91	452
12. Andy Baranek	E.STR	82-84	429
13. Bob McLaughlin	LH	92-93	422
14. Bill Dukett	E.STR	67-69	390
15. Scott Woods	IUP	91-93	384

### Most Yards Passing

1. Andy Breault	KUTZ	89-92	9,086
2. Sam Mannery	CAL	87-90	8,680
3. Al Niemela	WC	85-88	7,853

4. Bill Blair	MAN	89-92	7,531
5. Chris Fagan	MILL	89-92	7,362
6. Tony Aliucci	IUP	89-91	7,332
7. Jay DeDea	BLOOM	84-87	7,026
8. Brett Comp	E.STR	89-92	6,661
9. Brian Gilbert	SHIP	90-92	6,524
10. Kevin Russell	CAL	82-84	6,508
11. Rich Ingold	IUP	83-85	6,454
12. Scott Woods	IUP	91-93	5,718
13. Hal Galupi	EDIN	87-90	5,650
14. Andy Baranek	E.STR	82-84	5,533
15. Jeff Petrucci	CAL	66-68	5,492

### Most Passing TDs

1. Andy Breault	KUTZ	89-92	86
2. Al Niemela	WC	85-88	73
3. Tony Aliucci	IUP	89-91	65
4. Sam Mannery	CAL	87-90	64
5. Jay DeDea	BLOOM	84-87	56
5. Ed Brown	WC	87-90	56
5. Bill Blair	MAN	89-92	56
8. Hal Galupi	EDIN	87-90	50
8. Bret Comp	E.STR	89-92	50
10. Jeff Petrucci	CAL	66-68	49
10. Blair Hrovat	EDIN	81-84	49
10. Dave MacDonald	WC	91-93	49

### Receiving – Most Receptions

1. Andrew Hill	IUP	88-91	214
2. Mark Steinmeyer	KUTZ	88-91	200
3. Bill Hess	WC	85-88	182
4. Du. MacDonald	MAN	87-90	178
5. Jeff Zubia	SHIP	80-83	173
6. Scott Ansman	WC	87-90	166
7. Perry Kemp	CAL	80-83	165
8. Joe Senser	WC	75-78	154
9. Scott Benoit	E.STR	80-83	149
9. Ron Urbansky	CLAR	86-89	149
11. Don Wilkinson	WC	66-68	148
11. Ernest Priester	EDIN	86-90	148
13. Bill Burke	MILL	89-92	144
14. Andre Reed	KUTZ	81-84	142
15. Al Bowman	SHIP	68-70	141

### Receiving – Most Yards Gained

1. Andrew Hill	IUP	88-91	4,073
2. Ernest Priester	EDIN	86-90	3,064
3. Bill Hess	WC	85-88	2,866
4. Terry McFetridge	CLAR	82-85	2,711
5. Du. MacDonald	MAN	87-90	2,539
6. Perry Kemp	CAL	80-83	2,532
7. Howard Hackley	EDIN	73-76	2,467
8. Jeff Zubia	SHIP	80-84	2,410
9. Vic Shandor	CAL	89-92	2,349
10. Don Wilkinson	WC	66-68	2,280
11. Wade Acker	SR	82-85	2,203
12. Tony Trave	IUP	84-87	2,191
13. Joe Senser	WC	75-78	2,186
14. Ron Urbansky	CLAR	86-89	2,164
15. Tim Bishop	E.STR	82-85	2,146

### Most Receiving TDs

1. Andrew Hill	IUP	88-91	41
2. Ernest Priester	EDIN	86-90	35
3. Bill Hess	WC	85-88	30
4. Scott Asman	WC	87-90	29
5. Terry McFetridge	CLAR	82-85	25
5. Du. MacDonald	MAN	87-90	25
7. Ed Noon	SHIP	80-82	24
8. Don Wilkinson	WC	66-68	23
8. Mark Steinmeyer	KUTZ	88-91	23
10. Vic Shandor	CAL	89-92	22

### Total Offense

1. Sam Mannery	CAL	87-90	9,125
2. Andy Breault	KUTZ	89-92	8,975
3. Bill Blair	MAN	89-92	8,101
4. Al Niemela	WC	85-88	7,359
5. Tony Aliucci	IUP	89-91	7,034
6. Kevin Russell	CAL	82-84	7,012
7. Chris Fagan	MILL	89-92	6,902
8. Bret Comp	E.STR	89-92	6,774
9. Jay DeDea	BLOOM	84-87	6,384
10. Jeff Petrucci	CAL	66-68	6,297
11. Rich Ingold	IUP	83-85	6,145
12. Blair Hrovat	EDIN	81-84	6,070
13. Lynn Hieber	IUP	72-75	5,793
14. Hal Galupi	EDIN	87-90	5,544

### Most Overall TDs

1. Michael Mann	IUP	90-93	52
2. Elbert Cole	EDIN	86-89	48
3. Ricke Stonewall	MILL	81-84	44
4. Joe Iacone	WC	60-62	42
5. Toby Barkman	E.STR	60-63	41
5. Ron Perkins	WC	79-82	41
5. Andrew Hill	IUP	88-91	41
5. Mark Steinmeyer	KUTZ	88-91	41
9. Al Raines	EDIN	69-71	39
10. Bert Nye	WC	66-68	38
11. Larry Monsilovich	IUP	69-71	37
11. Ernest Priester	EDIN	86-90	37

### Scoring

1. Michael Mann	IUP	90-93	312
2. Elbert Cole	EDIN	86-89	288
3. Mark Steinmeyer	KUTZ	88-91	266
4. Ricke Stonewall	MILL	81-84	264
5. Ed Detwiler	E.STR	89-92	262
6. Joe Iacone	WC	60-62	258
7. Toby Barkman	E.STR	60-63	252

### Kick Scoring – Most PATs

1. John Marotta	WC	87-90	155
2. John Sandstrom	IUP	85-88	140
3. Jim Trueman	EDIN	83-86	138
4. Luke Hadfield	MILL	86-89	121
5. Barry Stevenson	WC	70-73	118
6. Ed Detwiler	E.STR	89-91	112
7. Jim Curley	SHIP	75-78	104
8. Michael Geary	IUP	92-93	102
9. Ed Kelly	SR	73-76	100
9. Howie Guarini	SHIP	88-91	100
11. Jeff Auker	SHIP	80-83	96

### Kick Scoring – Most Field Goals

1. Ed Detwiler	E.STR	89-92	50
2. Bill May	CLAR	77-80	49
3. Howie Guarini	SHIP	88-91	47
4. Rich Ruskiewicz	EDIN	79-82	43
5. Brad Heim	MILL	90-93	39
6. Jim Trueman	EDIN	83-86	36
7. John Marotta	WC	87-90	33

### Kick Scoring Points

1. Ed Detwiler	E.STR	89-91	262
2. Jim Trueman	EDIN	83-86	246
3. John Marotta	WC	87-90	245
4. Howie Guarini	SHIP	88-91	241
5. Bill May	CLAR	77-80	234
6. John Sandstrom	IUP	85-88	230
7. Luke Hadfield	MILL	86-89	214
8. Rich Ruskiewicz	EDIN	79-82	182
9. Jeff Auker	SHIP	80-83	180

# Athletic Directory

Astorino, Gary .....	Assistant Wrestling Coach .....	732-2853
Baumgartner, Bruce .....	Head Wrestling Coach .....	732-2853
Browning, Scott .....	Assistant Football Coach .....	732-2568/2749
Elliott, Tony .....	Assistant Football Coach .....	732-2568/2749
Eshelman, Carla .....	Athletic Director's Secretary .....	732-2776/2778
Findlay, Andy .....	Head Men's and Women's Tennis Coach* .....	732-2716
Flynn, Tim .....	Assistant Wrestling Coach .....	732-2853
Gierlak, Dan .....	Head Softball Coach/Assistant Football Coach .....	732-2568/2749
Hanna, Gary .....	Assistant Athletic Trainer .....	732-2473
Higham, Dave .....	Athletic Coordinator .....	732-2293
Hollman, Tom .....	Interim Athletic Director/Head Football Coach .....	732-2568/2749
Jay, Sarah .....	Assistant Women's Basketball Coach .....	732-2238
Jay, Todd .....	Sports Information Director .....	732-2811
Jones, Angela .....	Athletic Secretary .....	732-2568/2749
Marshall, Sue .....	Booster Club Coordinator .....	732-2293
Niswonger, Mark .....	Assistant Football Coach .....	732-2568/2749
Radovich, John .....	Head Baseball Coach/Assistant Women's Basketball Coach .....	732-2876
Roberts, George .....	Director of Sports Medicine .....	732-2473
Swank, Stan .....	Head Women's Basketball Coach .....	732-2238
Theehs, Lynn .....	Head Women's Volleyball Coach .....	732-2584
Thompson, Connie .....	Sports Information Secretary .....	732-2811
Walcvich, Greg .....	Head Men's Basketball Coach .....	732-2248
Washington, Sterling .....	Assistant Men's Basketball Coach .....	732-2248
Watts, Doug .....	Head Cross Country/Track Coach* .....	732-2877
White, Dr. Arnold .....	Head Golf Coach .....	732-2876

\* Denotes both men's and women's program

## Fighting Scots Media Outlets

	Contact	Phone	Fax
<b>Newspapers</b>			
Erie Daily Times .....	Kevin Cuneo .....	(814) 870-1701 .....	(814) 870-1808
Erie Morning News.....	Jim Camp.....	(814) 870-1675 .....	(814) 870-1808
Erie Times.....	Sports Department.....	(814) 870-1700 .....	(814) 870-1808
Meadville Tribune.....	Bob Heist.....	(814) 724-6370 .....	(814) 724-8755
Pittsburgh Post-Gazette.....	Sports Department.....	(412) 263-1622 .....	(412) 391-8452
Sportsweek.....	Dennis Michalski.....	(814) 870-1710 .....	(814) 870-1808
USA Today .....	Sports Department .....	1-800-872-8632 .....	N/A
Youngstown Vindicator.....	Sports Department.....	(216) 747-1478 .....	(216) 747-6712
<b>Televisions</b>			
WICU (NBC).....	Mike Ruzzi.....	(814) 454-5201 .....	(814) 455-0703
WJET (ABC) .....	John Evans .....	(814) 864-2400 .....	(814) 868-3041
WSEE (CBS) .....	Gary Drapcho .....	(814) 454-3500 .....	(814) 454-5541
ESPN .....	Sports Department.....	(203) 585-2000 .....	(203) 585-2422
<b>Radio Stations</b>			
WJET FM 102 .....	Sports Department.....	(814) 455-2741 .....	(814) 459-0838
WLKK .....	Sports Department.....	(814) 456-7034 .....	(814) 456-0292
WMXE.....	Sports Department.....	(814) 451-1037 .....	(814) 459-2363
WZPR.....	Ray Horner.....	(814) 724-1111 .....	N/A
<b>Wire Services</b>			
AP.....		(412) 281-3747 .....	(412) 281-1869
UPI .....		(412) 553-5300 .....	(412) 281-1953

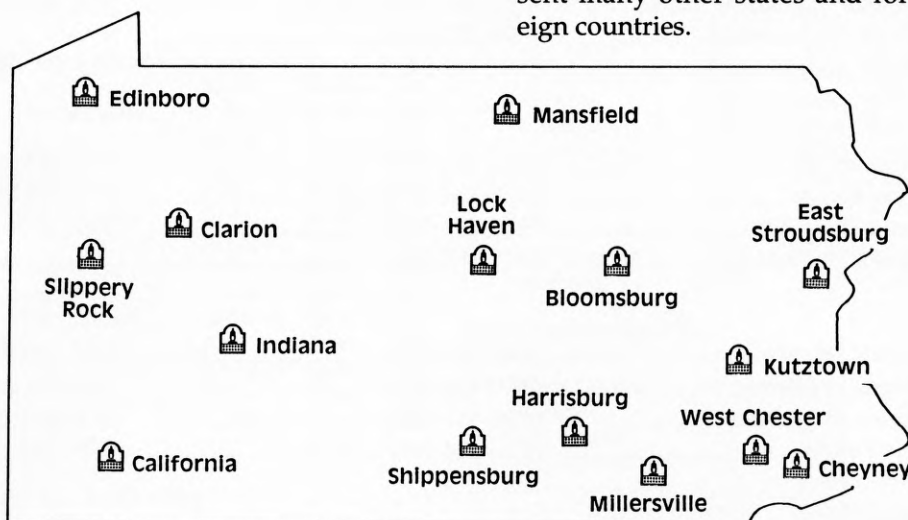


# The State System of Higher Education



Chancellor James H. McCormick

- ✓ The state universities spent the first 100 years of existence training teachers for Pennsylvania's schools. The Normal School Act of 1857 established regional teacher training institutions throughout the Commonwealth. The School Code of 1911 called for the state purchase of all normal schools, and by 1921 the present configuration of 14 state-owned universities was established. The 14 normal schools evolved from state normal schools, to state teachers colleges, to state colleges. On November 12, 1982, Act 188 was signed into law establishing on July 1, 1993 the Pennsylvania State System of Higher Education. Thus, the 13 former state colleges joined with Indiana University of Pennsylvania to achieve university status. The universities have a cumulative history of 1,600 years.
- ✓ There are 14 universities in the State System of Higher Education with four branch campuses and the McKeever Environmental Center.
- ✓ The total student population among the System universities is 95,000. While 89% of students are from Pennsylvania, they represent many other states and foreign countries.
- ✓ The total university campus has over 4,000 acres in 19 Pennsylvania counties. Buildings for classrooms, residences, administration and student support number 719.
- ✓ Collectively the 14 universities offer 217 undergraduate and 107 graduate degree programs, led by 5,500 full-time faculty members.
- ✓ An average 75% of undergraduate students receive some form of financial assistance to help meet costs.
- ✓ Several study abroad programs are available in System universities.
- ✓ All the universities support life-long learning programs throughout the academic year. Many feature Elderhostel.
- ✓ Most universities have honors programs, student counseling and career planning, cooperative education, and internship programs.
- ✓ System library holdings total more than 5.5 million volumes and 13 million periodicals, microforms, and audio materials.
- ✓ The universities in the State System of Higher Education are fully accredited by the Middle States Association of Colleges and Secondary Schools, the National Council for Accreditation of Teacher Education, and several appropriate national professional organizations.
- ✓ System graduates living in the Commonwealth number over 296,000.



# The Hollman Era Continues 1988-1994

## Edinboro All-Americans 1988-93 (31 AAs named to 30 different teams)

1988

Associated Press – Honorable Mention  
**Elbert Cole, RB; Michael Willis, FS**

1989

**Elbert Cole, RB** – Division II Player of the Year Award, Harlon Hill (third place)  
Kodak (first team), *Football Gazette* (second team)  
Associated Press (third team)

**Ernest Priester, WR** – Associated Press (third team), *Football Gazette* (third team)

**Joe Brooks, OL** – *Football Gazette* (second team)

*Football Gazette* – Honorable Mention  
**Harold Galupi, QB; Michael Willis, FS;**  
**Ron Hainsey, OL; Chip Conrad, DT**

1990

**Ernest Priester, WR** – Division II Player of the Year Award, Harlon Hill (runner up)  
Kodak (first team), Associated Press (first team),  
*Football Gazette* (first team)  
PSAC West Co-Player of the Year,  
Free Agent Signee Denver Broncos

**Curtis Rose, OL** – Associated Press (first team),  
*Football Gazette* (first team)

*Football Gazette* – Honorable Mention  
**Lester Frye, RB; Jeff Jacobs, DL**

1991

**Curtis Rose, OL** – Associated Press (second team), *Football Gazette* (first team)  
Free Agent Signee Miami Dolphins

**Jason Perkins, LB** – *Football Gazette*  
(second team)

**Georj Lewis, DB** – *Football Gazette* (third team)

(1991 Cont'd)

*Football Gazette* – Honorable Mention  
**John Messura, DL**

1992

**Mike Kegarise, OL** – Associated Press  
(third team),  
*Football Gazette* (honorable mention)

**Jason Perkins, LB** – *Football Gazette* (third team)

**Mike Barnes, DB** – *Football Gazette* (third team)

**Anthony Ross, DE** – *Football Gazette* (third team)

*Football Gazette* – Honorable Mention  
**Georj Lewis, DB; Scott Nickel, OL;**  
**Gary Lhotsky, P; Larry Jackson, RB**

1993

**Mike Kegarise, OL** – Associated Press  
(first team)  
*C.M. Frank All-America* (first team)  
*Football Gazette* (third team)  
\*Consensus All-America (second team)

**Jason Perkins, LB** – Associated Press  
(second team)

*C.M. Frank All-American* (first team)  
*Football Gazette* (second team)  
College Sports Information Directors  
(second team)

\*Consensus All-America (second team)

*Football Gazette* – Honorable Mention  
**Jody Dickerson, QB; Steve Russell, SS;**  
**Russell Cray, DT**

*C.M. Frank All-America* – Honorable Mention  
**Larry Jackson, RB**



## 1994-95 Schedule

Sept. 3	at Hillsdale	2:00 p.m.
Sept. 10	at Mansfield	1:00 p.m.
Sept. 17	ELIZABETH CITY	1:00 p.m.
Oct. 1	at Lock Haven	1:00 p.m.
Oct. 8	SHIPPENSBURG (Homecoming)	2:00 p.m.
Oct. 15	at California	1:00 p.m.
Oct. 22	SLIPPERY ROCK	1:00 p.m.
Oct. 29	at IUP	1:30 p.m.
Nov. 5	AMERICAN INT.	1:00 p.m.
Nov. 12	CLARION	1:00 p.m.

