


EDINBORO

↑ Erie
Pittsburgh →



2003-2004
Women's Basketball

Greetings from the President

Dear Family, Friends and Fans of the Fighting Scots:



Welcome to Edinboro University and thank you for your interest in Fighting Scot Women's Basketball. We are proud of the spirit of excellence, teamwork and collegiality that is fostered by our men's and women's programs in basketball, cross country, football, soccer, softball, swimming, track, volleyball, wrestling, and wheelchair basketball. Our student-athletes are unique and dedicated individuals who excel both in and out of the classroom. They entertain and inspire us through competition in the PSAC, EWL and NWBA athletic conferences.

The University-wide theme that will guide us through our Sesquicentennial celebration in the year 2006-07 is, "Building a prosperous future through academic excellence and civility." This theme challenges the academic community to consider its role in enabling the success and vitality of our students and the region, state, nation, and world that we serve. Clearly, athletic events and programs enhance the quality of life for the northwestern Pennsylvania region while also providing student-athletes and others with learning experiences that will serve them for a lifetime.

I express appreciation to our coaches and Athletics administration and staff for the excellent leadership and guidance they provide for our student-athletes. It's great to be a Fighting Scot fan! Go Scots!

Sincerely,

Frank G. Pogue
President

GOVERNOR OF PENNSYLVANIA

Edward G. Rendell

PENNSYLVANIA STATE SYSTEM OF HIGHER EDUCATION

Dr. Judy G. Hample, Chancellor

BOARD OF GOVERNORS

Mr. Charles A. Gomulka, Chair
Mr. C.R. "Chuck" Pennoni, Vice Chair
Mr. R. Benjamin Wiley, Vice Chair
The Honorable Matthew E. Baker
The Honorable Jeffrey W. Coy
Mr. Brandon W. Danz

Mr. Paul S. Dlugolecki

Mr. Daniel P. Elby

Mr. David P. Holveck

The Honorable Vincent J. Hughes

Ms. Marie Conley Lammando

Mr. Kim E. Lyttle

Ms. Christine J. Olson

The Honorable Vicki L. Phillips

The Honorable Edward G. Rendell

The Honorable James J. Rhoades

Mr. David M. Sanko

Mr. Ronald L. Strickler, Jr.

Mr. John K. Thornburgh

EDINBORO UNIVERSITY COUNCIL OF TRUSTEES

Harry K. Thomas, Esq., Chair
Mr. Benedict J. Miceli, Vice Chair
Mr. Harold C. Shields, Secretary

Mr. Clifford E. Allen

The Honorable John R. Evans

Ms. Jacqueline N. Gichinga

Mr. John E. Horan

Mr. C. Richard Johnston

Sr. Catherine M. Manning

Mrs. Virginia L. McGarvey

Mr. R. Benjamin Wiley

Dr. Judy G. Hample (*ex officio*)

2003-04 EDINBORO UNIVERSITY CORPORATE SPONSORS

COUNTRY FAIR



GOHRS
PRINTING SERVICE, INC.



An Independent Licensee of the Blue Cross and Blue Shield Association

2003-04 Edinboro Fighting Scots Women's Basketball

Edinboro Quick Facts

GENERAL INFORMATION

Location	Edinboro, PA
Founded	1857
Enrollment	8,000
Nickname	Fighting Scots
Colors	Red and White
Affiliation	NCAA Division II
Conference	Pa. State Athletic – Western Division
Arena	McComb Fieldhouse (3,500)
President	Dr. Frank G. Pogue Jr.
Director of Athletics	Bruce Baumgartner
Athletic Department Phone	(814) 732-2776
Head Athletic Trainer	George Roberts
Associate Athletic Trainer	Gary Hanna

SPORTS INFORMATION

Director of Sports Information	Bob Shreve
Office Phone	(814) 732-2776 ext. 234
Home Phone	(814) 833-9028
FAX Phone	(814) 732-2596
E-Mail	rshreve@edinboro.edu
Graduate Assistant	Suzanne Petruska
Office Phone	(814) 732-2776 ext. 236/237
Internet Address	edinboro.edu "Athletics"

TEAM INFORMATION

Head Coach	Stan Swank
Alma Mater	Purdue '76
Record at Edinboro	.271-175, 16 years
Overall Record	.271-175, 16 years
Office Phone	(814) 732-2776 ext. 226
Assistant Coach	TBA
Volunteer Assistant Coach	Terry Thompson
Office Phone	(814) 732-2776 ext. 227
2002-03 Record	.16-12
2002-03 PSAC Record/Finish	.6-6, T3rd
Letterwinners Returning/Lost	.8/3
Starters Returning/Lost	.3/2

The 2003-04 Edinboro University Women's Basketball Media Guide is a publication of the EUP Sports Information Department, Bob Shreve, Director. The guide was written and designed by Bob Shreve, with assistance from Suzanne Petruska and Tricia Hites. Photography by Bruce Bennett, Mike Gallagher, Bob Wheeler, and Dave Medvec. Printing by Printing Concepts, Inc.

On the cover: (l-r) Captains Suzanne Petruska, Jodi Calderone, Courtney Thompson, and Shaton Williams.

Table of Contents

Message from the President	IFC
Edinboro Quick Facts	1
2003-04 Season Preview	2-3
Head Coach	4
Assistant Coach	5
All-Time Coaching Records	5
PLAYER PROFILES	
Suzanne Petruska	6
Cassandra Leopold	7
Courtney Thompson	8
Shaton Williams	9
Jodi Calderone	10
Megan Zitner	11
Maria DiVecchio	12
Callie Iorfido	13
Jessi Montie	14
Tierra Biggers	15
Anneke Chewning	15
Marie DelBaggio	16
Danielle Lantzy	16
2003-04 Roster & Team Photo	17
The PSAC	18-19
2002-03 In Review	20
2002-03 Final Statistics & Results	21
THE RECORD BOOK	
All-Time Coaches	22
Individual & Team Records	23
Edinboro In The NCAA Playoffs	23
Career Records	24-25
Season Records	26-27
1,000-Point Club	28-29
Yearly Leaders	30-31
All-Time vs. Opponents	32
Edinboro All-Americans	33
Year-by-Year Results	34-36
Edinboro University	IBC

Edinboro University of Pennsylvania is an equal opportunity education institution and will not discriminate on the basis of race, color, national origin, sex and handicap in its activities, programs or employment practices as required by Title VI, Title IX, Section 504 and ADA. For information regarding civil rights or grievance procedures, contact Mr. Patrick F. Coleman, Director of Human Resources and Staff Development, Title IV, Title IX, Section 504 and the ADA Coordinator, at Reeder Hall, 2nd Floor, Edinboro, PA 16444 (814-732-2703).

ON THE RADIO

Catch all the exciting action of Edinboro University basketball on WFSE FM 88.9. The Edinboro University student radio station provides valuable broadcasting experience for Edinboro students, along with quality broadcasts of Edinboro basketball.



2003-04 Season Preview

Fighting Scots Hope Versatility, Depth Add up to Winning Season

Stan Swank's Edinboro University women's basketball teams have had some definite trademarks down through the years. First and foremost is winning. Under Swank, the Fighting Scots have won 271 games in 16 years, making the PSAC Playoffs six of the last eight years and ten times overall during his tenure. Last year was no exception as the Fighting Scots surprised many in the PSAC by going 16-12 and qualifying for the PSAC Tournament.

Another tradition of Swank's teams has been a "superstar" player. Whether it's Jessica Rowe, Marin Hightower, Tammy Walker-Strode, Jeannine Jean-Pierre, or any of the other standouts he has had in the past, Swank has normally had that one go-to player.

"If one thing sticks out to me it is that we don't have the one superstar," Swank conceded. "I don't know if that's a negative or not. I may be wrong about that. This is my quandary. With six seconds to go, tie game, who do we give it to? Maybe teams are better without superstars. But it's always been nice to know somebody can go out and get 20 points per game."

Swank actually entered the 2002-03 campaign with a similar issue, although

long-range specialist Krystal Henson was a known commodity. But who would have guessed that under-sized forward Lachelle Crawl would step up and average 19.4 ppg. to finish second in the PSAC in scoring, giving the Scots an inside-outside punch.

Unfortunately, another trend of late for Swank has been a dearth of rebounding. The situation improved somewhat a year ago, as Edinboro went from being outrebounded by 12.0 rebounds per game in 2001-02 to 9.9 a year ago.

While rebounding will likely be an issue once again, the veteran coach sees light at the end of the tunnel. "Rebounding will be a big question again," conceded Swank. "We wanted to bring in taller people. Anneke Cheuning is a strong 5'11", Danielle Lantzy looks extremely good on the boards, but is only a freshman. Marie DelBaggio is like Suzanne Petruska, an inside, outside player who shoots the three, but she needs to strengthen up to play inside.

"Maria DiVecchio will be a better rebounder having played a year. Megan Zitner led the team in rebounding two years ago. We still have questions, but I feel better than a year ago. The added height gives us more of a rebounding presence."

With eight letterwinners back, including three starters, along with the return of Zitner, Swank enters the 2003-04 campaign with hopes of making the PSAC Tournament once again.

"We have eight returning players that played on a successful team last year," Swank pointed out. "They have a feeling for what it takes, what you need to do. They have great attitudes, great work ethics. They really work at getting better and trying to understand the game.

"It's a good returning group in ability. Megan Zitner coming back adds a lot. It's a nucleus of a very solid group of people. Playing this schedule will not be a real shock to them."

Ah, the schedule. That's one more very large obstacle standing in Edinboro's way. The Fighting Scots play in three challenging tournaments, and have just nine home games. Throw in another strong cast of teams in the PSAC West, led by a California(Pa.) team poised to win a national championship, and the Scots have their work cut out for them.

Swank wouldn't have it any other way. "We'll definitely be road warriors. I've found in the past that the teams that did really well for me played the best schedules. If you want to be good you have to play good people. This is probably the toughest schedule since I've been here. You look at West Texas A&M, Emporia State, the Pitt-Johnstown Tournament, California(Pa.), then crossover games against West Chester, Millersville and Bloomsburg, plus games at Mercyhurst and Gannon - that's challenging.

"We have a lot of away games, which I think is extremely difficult. We play in three different tournaments, which I really like. First, you play at least one game on a neutral court. Second, it allows the player to get a feeling of what the playoffs are like. We've always been successful at home. If we can get successful on the road, we could be very good," Swank concluded.


The Fighting Scots open the 2003-04 season on November 21 at the IUP Holiday Inn Tip-Off Classic Tournament against Salem International.

Here's a look at the 2003-04 Fighting Scots, position-by-position:

GUARD

Despite the loss of Krystal Henson, the top three-point shooter in Edinboro history and a player who scored 1,263 points in her career, the Fighting Scots are deep and talented at guard. Courtney Thompson, a 5'7" senior, has started at point guard since midway through her freshman year, and 5'6" junior Jodi Calderone could turn out to be as prolific an outside marksman as Henson. Throw in sophomores Callie Iorfido and Jessi Montie and the Scots have the makings of an impressive backcourt.

Thompson enters her senior season ranked seventh in career assists (354). While never known as a scorer, Thompson plays strong defense, has great vision and floor presence on offense, and is an unquestioned leader. A year ago she averaged 4.2 ppg. while leading the Scots in assists for the third



Senior guard Courtney Thompson is an extremely efficient ballhandler, finishing with 128 assists and just 58 turnovers.

2003-04 Season Preview

straight year with 128, adding 41 steals. She committed just 58 turnovers a year ago, and has a 2.2-to-1 turnover-to-assist ratio for her career.

"Courtney provides us with great leadership, she plays under control, and she doesn't make mistakes. She's an intellectual defender," Swank pointed out. "I think she'll be more of a scoring threat this year. She has more confidence in her scoring ability."

The emergence of Iorfido a year ago gave Swank the ability to rest Thompson while not losing anything at the point. Swank wouldn't be at all surprised to see both point guards, plus Calderone, on the court at the same time. Iorfido averaged 4.1 ppg. with 108 assists and just 42 turnovers, adding 40 steals, while playing just over 15 minutes a game.

"The best thing about a freshman is they become a sophomore," joked Swank. "Callie looks ready to go. We could very easily hand her the reigns and run the team. She plays great defense, and can really get up on people."

Calderone has started just 12 games in her career, including eight a year ago, but already ranks fourth in career three-pointers made. As a sophomore she averaged 9.2 ppg. while making 62 of 187 three-pointers. The 62 triples ranks fourth on the season charts, as well.

"Jodi will be a two-guard, mainly," commented Swank. "But we could also play her at the point. She likes having the ball in her hands. She a good year, and I think she is on the verge of a couple great years. Like Callie, she plays great defense. She's a streak shooter. When on, she's deadly. And she can drive to the basket."

Montie proved a valuable reserve as a freshman, particularly on the defensive end of the floor. While averaging 12 minutes per game, she scored at a 3.8 ppg. clip. Swank looks for that figure to improve this year. "Jessi will be a wing player for us, playing the two or the three," stated Swank. "She worked phenomenally over the summer, and is shooting much better. She's playing really well. I think she'll be extremely tough this year. Also, she can give us some rebounds."

Tierra Biggers, a 5'7" junior who previously attended Fayetteville State but did not play there, provides more depth. "Tierra brings us some added depth at guard," noted Swank, "and she brings a street-ball attitude. What I mean is she has the ability to play hard without a conscience. I like that."

FORWARD

With Zitner back and the newcomers expected to provide immediate dividends, Swank will have plenty of options to choose from up front. In addition, it is an experienced unit.

Suzanne Petruska, a 5'11" graduate student, is sure to see plenty of time after starting 19 contests a year ago. Petruska averaged 6.0 ppg. and 4.5 rpg. while finishing second on the team in steals (45) and making 23 of 69 three-pointers. When on her game, she provides the Scots with another outside shooting threat and has been known to create plenty of turnovers.

"Suzanne gives us great flexibility," Swank said. "She has the ability to play at the three and shoot the ball well, or can post up and has great inside moves."

Despite winning 16 games a year ago, there's no question that Megan Zitner's talents were missed. A ferocious rebounder with the ability to drive to the basket and live at the free throw line, Zitner suffered a pre-season knee injury and missed the season. In 2001-02 she finished as the second-leading scorer at 11.2 ppg. and led the Scots in rebounding at 7.7 rpg. In addition, the 5'11" junior went to the line 136 times.

"Megan looks 100 percent," beamed Swank. "She's back to where she was prior to the knee injury. I don't see her missing a step. She can score, rebound, and more than anything else, she is good defensively and very consistent."

Another player hampered by injury in 2002-03 was Shaton Williams. The 5'11" senior, in her first season as a Fighting Scot after serving in the Army, missed eight games due to a shoulder injury that finally required surgery. Williams ended up averaging just 4.1 ppg. and 4.7 rpg. while shooting 32.4 percent from the floor.

Swank looks for a different player this year, although she could be limited in the beginning. "Shay is coming back from shoulder surgery and wasn't able to rehab over the summer. She'll be getting a late start. She's a strong inside player who will give us an added defensive player. She has worked hard with her ability to score more."

Save for the other PSAC coaches who failed to recognize it, Swank feels Maria DiVecchio was the best freshman in the PSAC West. The 5'11" DiVecchio finished as the third-leading scorer (9.2 ppg.) and second-leading rebounder (6.4 rpg.) while shooting 51.9 percent from the floor.

"Since she was named the Freshman of the Week five times, she was undoubtedly my pick for Freshman of the Year in the conference," deadpanned Swank. "She had a very good freshman year. She plays extremely intelligent, plays under control, and is very consistent. I think she will only get better each year."

Cassandra Leopold will provide further depth at the wing. The 5'10" senior saw action in 12 games a year ago, scoring six points and pulling down 11 rebounds.


"Cassandra's in her third year and has improved every year," noted Swank. "She could see some minutes. I'm not afraid to put her in."

Swank's recruiting emphasis was on adding frontcourt depth. To that end he brought in three 5'11" performers, a transfer and two freshmen. Anneke Chewning previously played two seasons at West Virginia Wesleyan, averaging 4.7 ppg. and 2.8 rpg. in 2001-02. After sitting out last season, the junior could prove a key addition to the Fighting Scots.

"Anneke is a strong, powerful player, yet she has a good shooting touch," Swank assessed. "She brings a lot of muscle and strength to the inside."

Danielle Lantzy and Marie DelBaggio are freshmen who represent the future of the frontcourt. Lantzy averaged 19.4 points and 10.3 rebounds as a senior at Cambria Heights(Pa.) High School, and finished her career with over 1,000 points. DelBaggio was a standout at Tyrone Area (Pa.) High School, where she scored 1,000 career points, averaging 15.0 points and 10.5 rebounds as a senior.

"Danielle is a hard-nosed player," Swank commented. "She's a good inside player who goes hard to the boards. Also, she's left-handed, which is a little bonus. Marie is a lot like Suzanne (Petruska). She's an inside-outside player who shoots the three extremely well. She has a good shooting eye. She will only get better as she gets stronger."



Forward Suzanne Petruska is a multi-talented performer who averaged 6.0 ppg. and 4.5 rpg. a year ago.

Head Coach

Stan Swank

Purdue University '76



Now in his 17th season, Stan Swank has brought a winning tradition to Edinboro University. The winningest coach in Fighting Scot women's basketball history, Swank has had eleven winning seasons during his 16-year tenure.

Swank has posted a 271-175 overall mark. Edinboro women's basketball has enjoyed seven 20-win seasons, with Swank directing the Fighting Scots to five of those. All told, five of his Fighting Scot editions have reached the NCAA Division II playoffs, with Edinboro reaching the PSAC postseason tournament ten times. On six of those occasions the Fighting Scots have advanced to the championship game.

After enduring just his fourth losing season in 2001-02 with a 12-14 record, narrowly missing the PSAC Playoffs for the first time since 1998-99, Swank surprised the rest of the PSAC by going 16-12 a year ago. Picked to finish fifth in the preseason coaches poll, the Fighting Scots tied for third to return to postseason action.

In 2000-01, Swank guided a young outfit which had to replace Jessica Rowe and Marin Hightower to a surprising 17-10 finish. The veteran coach employed a variety of tactics to take advantage of his entire roster, including inserting his entire second team enmasse for the starters. The Scots qualified for the PSAC Tournament for the fifth time in the previous six years.

Swank suffered his third losing season during his 16-year tenure in 1999-2000, going 13-14. Despite the losing record the Fighting Scots reached the PSAC Tournament, losing to Shippensburg, 90-76, in the first round.

Swank came to Edinboro in 1987 after an outstanding career as head coach at Parkland (IL) Junior College, where he recorded an impressive 104-20 overall mark.

His first Edinboro squad finished 14-11 overall, barely missing the PSAC playoffs. Building off the previous year's success, the 1988-89 team captured the PSAC Western Division crown, compiling a 21-6 overall record. Swank was chosen PSAC West Coach of the Year as the program won 20 games for the first time in nearly a decade.

The Scots repeated as PSAC West champions in 1989-90 and won the PSAC tournament for the first time ever. Edinboro also advanced to the NCAA Division II national tournament, winning its first NCAA playoff game in history to advance to the Sweet 16. The team finished with a school-record 27 wins, and Swank was named PSAC West Coach of the Year for the second straight season.

Swank's 1991-92 team finished 22-8 overall and was the PSAC runner-up. The Scots also made another appearance in the NCAA national tournament. The Fighting Scots again finished second in the PSAC in '92-93 and appeared in the national tournament for the third time in four years. After a two-year hiatus, Swank's 1995-96 team returned to the postseason, as the Scots finished 15-13 overall. Edinboro beat PSAC East tri-champion Kutztown in the opening round of the PSAC tournament.

Edinboro was the PSAC West co-champion and the PSAC tournament runner-up in 1996-97, with Swank once again earning Coach of the Year honors. The Scots then posted three victories in the NCAA tournament to win the East Regional title and earn a berth in the NCAA Elite Eight. Edinboro finished the year 24-9, the second highest win total in school history.

The '97-98 Fighting Scot squad also made a run in the NCAA Playoffs after finishing as the runnerup in the PSAC Tournament. Edinboro defeated the University of Charleston before suffering an 88-78 loss to PSAC-rival Shippensburg in the NCAA's.

The Fighting Scots jumped out to a 9-0 start in 1998-99 and were ranked 16th in the USA Today WBCA Division II poll. Ravaged by injuries, Edinboro dropped 10 of its next 17 contests, finishing the year 16-10 and missing the PSAC playoffs.

Swank graduated from Champaign Centennial High School in Illinois in 1972, then earned a Bachelor's Degree in Physical Education at Purdue University in 1976. He completed work on his Master's Degree in Educational Administration at Purdue in 1979.

Swank began his head coaching career at Fisher High School in Illinois, where his boys team compiled a 39-14 record in two seasons. In 1983, he moved on to Parkland Junior College, where his Cobra team won four consecutive sectional championships and finished second twice, and third once, in the NJCAA Region 24.

Stan, his wife Gail and their two sons Stanley II, 20, and Benjamin, 16, reside in Edinboro.


STAN SWANK'S YEAR-BY-YEAR RECORD AT EDINBORO

Year	Record	Pct.	Highlights
1987-88	14-11	.560	
1988-89	21-6	.778	PSAC West Champs/PSAC Runner-up
1989-90	27-3	.900	NCAA Qualifier/PSAC Champions
1990-91	8-19	.296	
1991-92	22-8	.733	NCAA Qualifier/PSAC Runner-up
1992-93	18-12	.600	NCAA Qualifier/PSAC Runner-up
1993-94	10-15	.400	
1994-95	15-11	.577	
1995-96	15-13	.536	PSAC Tournament Qualifier
1996-97	24-9	.750	NCAA Elite 8 Qualifier/PSAC Runner-up
1997-98	23-8	.742	NCAA Qualifier/PSAC Runner-up
1998-99	16-10	.616	
1999-00	13-14	.481	PSAC Tournament Qualifier
2000-01	17-10	.630	PSAC Tournament Qualifier
2001-02	12-14	.461	
2002-03	16-12	.571	PSAC Tournament Qualifier
16 Seasons	271-175	.607	Five NCAA Tournaments/Nine PSAC Tournaments/One NCAA Elite Eight

Volunteer Assistant Coach

Terry Thompson

Clarion State College '65



Terry Thompson is in his fourth season as a volunteer assistant coach with the Edinboro University women's basketball team. The Fighting Scots have benefited greatly from his experience and enthusiasm.

Thompson is already well-known in local basketball circles. He began his coaching career in 1965 as the boys varsity coach at East Brady High School, where he also served as a teacher. He led the team to the PIAA state runner-up spot in 1968, before leaving East Brady after the 1969 season.

After a one-year hiatus from coaching, in which Thompson

completed work on his Masters Degree in Education from Slippery Rock University, he served as the assistant varsity boys coach at Butler High School for two years.

In 1973, Thompson took the head coaching position at Knoch High School, where he held a teaching and coaching position for nine years.

After a two-year break from coaching, Thompson found his way to the Erie County League, where he guided the Fairview High School boys team for seven seasons. During the 1985-86 season, Thompson led the Tigers to the ECL and District 10 championships. Fairview had a 124-56 record during Thompson's tenure.

In 1990, Thompson made the jump to the collegiate ranks, working for three seasons as an assistant men's basketball coach at Penn State Behrend.

Thompson returned to the high school ranks in 1992, taking the assistant girls coaching position at Girard High School. In nine years as an assistant for coach Larry Seneta, Thompson helped lead Girard to a PIAA state championship, a PIAA state runner-up, five District 10 titles and three Erie County League titles.

Thompson and his wife Donna, have two daughters, T.L. (24) and Courtney (21). After outstanding high school careers at Girard, both daughters played collegiately. T.L. graduated last year from Grove City, while Courtney is entering her senior year at Edinboro.

All-Time Coaches Records

CHRONOLOGICAL ORDER

Coach	Years	Seasons	Games	W	L	Pct.
Judy Sauer	1966-80	14	228	160	68	.702
Kathleen Lipkovich	1980-83	3	69	28	41	.406
Monica Pellman	1983-87	4	99	43	56	.434
Stan Swank	1987-present	16	446	271	175	.607
Totals - 4 Head Coaches	1966-2003	37	842	502	340	.596

BY WINS

Coach	Years	W	L	Pct.
Stan Swank	1987-present	271	175	.607
Judy Sauer	1966-80	160	68	.702
Monica Pellman	1983-87	43	56	.434
Kathleen Lipkovich	1980-83	28	41	.406

BY WINNING PERCENTAGE

Coach	Years	W	L	Pct.
Judy Sauer	1966-80	160	68	.702
Stan Swank	1987-present	271	175	.607
Monica Pellman	1983-87	43	56	.434
Kathleen Lipkovich	1980-83	28	41	.406



Judy Sauer



Monica Pellman



Kathleen Lipkovich

The 2003-04 Fighting Scots

33

Suzanne Petruska



Forward ♦ 5'11" ♦ Graduate
Pittsburgh, PA ♦ Oakland Catholic HS

An extremely versatile player who provides plenty of offensive options ... has the ability to play out on a wing and shoot the ball well, or can post up and possesses fine inside moves ... graduate student who is working towards her master's degree in Rehabilitation Counseling and is also serving as a graduate assistant in the sports information department.

2002-03

Started 19 contests while appearing in all 28 games ... after a slow start rallied to play very well the second half of the season ... averaged 6.0 ppg. and 4.5 rpg... shot 44.1 percent from the floor and made 23 three-pointers, but after making almost 85 percent of her free throws her first three years, shot just 58.1 percent (18 of 31) ... finished second on the team with 45 steals ... scored career-high 18 points at Mansfield, making 6 of 9 field goals, including 4 of 6 three-pointers ... matched high with 18 points vs. California(Pa.), hitting 7 of 8 field goals and all four of her three-point attempts ... pulled down season-high 11 rebounds against Gannon ... had 17 points and 9 rebounds at Indiana(Pa.) ... posted all-around outstanding effort vs. Lock Haven, finishing with 11 points, 8 rebounds, 8 assists and 7 steals ... led team in scoring twice and in rebounding five times ... scored in double figures in six games.

2001-02

Played in all 26 games and started on 19 occasions ... finished fifth on the team in scoring at 8.8 ppg. and fourth in rebounding at 4.1 rpg. ... set a new school record for free throw percentage, at 87.5 percent, making 56 of 64, a figure which led the PSAC ... reached double figures in scoring

in 12 games and recorded her first career double-double with 15 points and a career-high 13 rebounds in a win over Cheyney ... scored a season-high 17 points vs. Clarion, making 7 of 10 field goals ... made 5 of 8 three-pointers against Kutztown, finishing the contest with 16 points ... ended the year on a streak of 16 free throws made in a row ... led the Fighting Scots with 64 steals, grabbing a career-high 7 steals vs. Clarion and collecting 6 against Northwood ... led the Fighting Scots in scoring three times and was the top rebounder on three occasions.

2000-01

Appeared in 24 contests, starting twice ... averaged 2.5 points and 2.1 rebounds while shooting 77.3 percent from the free throw line (17 of 22) ... posted a season-high 12 points against Daemen, making 5 of 7 field goals along with a pair of free throws ... added 8 points and season-high 7 rebounds at West Chester.

HIGH SCHOOL

Played for Suzie McConnell-Serio at Oakland Catholic ... helped the team to a 25-4 record and a WPIAL Championship as a senior ... averaged 7.4 points, 5.2 rebounds and 1.7 steals per game ... had a steal in the final moments of the WPIAL championship game to secure the two-point win ... scored 80 points as a junior ... over her last two years Oakland Catholic had a 50-8 record.

PERSONAL

Born January 31, 1982 ... has her bachelor's degree in Criminal Justice and is now working on a master's degree in Rehabilitation Counseling ... full name is Suzanne Elizabeth Petruska ... daughter of Irene and Gabriel Petruska ... favorites include shopping, basketball, and friends, 2Pac, rap, alternative and country music, fettuccine alfredo, Mounsters, Inc., Kobe Bryant, Jason Kidd and the Los Angeles

Lakers ... would like to meet Michael Jordan.

CAREER HIGHS

Points: 18 vs. Mansfield, 1/4/03; vs. California(Pa.)
Rebounds: 13 vs. Cheyney, 1/5/02
Field Goals Made: 7 vs. California (Pa.), 3/1/03; vs. Clarion, 1/16/02
Field Goals Attempted: 13 vs. Bryant, 12/29/02
Three-Point Field Goals Made: 5 vs. Kutztown, 12/2/01
Three-Point Field Goals Attempted: 8 vs. Kutztown, 12/2/01
Free Throws Made: 7 vs. Cheyney, 1/5/02
Free Throws Attempted: 8 vs. Cheyney, 1/5/02
Assists: 8 vs. Lock Haven, 1/18/03
Steals: 7 vs. Lock Haven, 1/18/03; vs. Clarion, 1/16/02
Blocks: 3 vs. West Chester, 1/6/02



SUZANNE PETRUSKA'S CAREER AT EDINBORO

Year	G-GS	FG-FGA	Pct.	3FG-3FGA	Pct.	FT-FTA	Pct.	Reb.	Avg.	A	TO	BL	ST	PF-D	Pts.	Avg.
2000-01	24-2	21-49	.429	0-2	.000	17-22	.773	51	2.1	8	19	1	15	51-0	59	2.5
2001-02	26-19	79-185	.427	15-48	.312	56-64	.875	106	4.1	28	61	19	64	78-4	229	8.8
2002-03	28-19	64-145	.441	23-69	.333	18-31	.581	125	4.5	58	52	6	45	88-5	169	6.0
Career	78-40	164-379	.432	38-117	.215	91-117	.743	282	3.5	94	132	26	124	217-9	457	5.7

The 2003-04 Fighting Scots

21

Cassandra Leopold

Forward ♦ 5'10" ♦ Senior
Erie, PA ♦ Central HS



Began her career as the team manager in 2000-01 before joining the team in 2001-02 ... has made great strides the last two years and could see minutes this year ... possesses a solid shooting touch ... was hampered as a sophomore by an ankle injury ... a member of the track & field team for the spring season, throwing the javelin and a heptathlon participant.

2002-03

Played a total of 47 minutes in 12 games ... scored 6 points and pulled down 11 rebounds ... made 3 of 11 field goals ... scored career-high with 4 points against West Virginia Tech, adding a pair of blocked shots ... had a career-high 4 rebounds in four minutes vs. Millersville.

2001-02

Saw action in seven games ... suffered an ankle injury that sidelined her for part of the year ... recorded 3 of 6 free throws and also pulled down 4 rebounds.

HIGH SCHOOL

Played at Central High School, where she averaged 7.2 ppg. and 6.5 rpg. as a senior, with 45 blocked shots ... earned second team All-Metro League honors ... also a three-year starter in volleyball and two-year starter in softball.

PERSONAL

Born July 4, 1981 ... Health & Physical Education major while working on a minor in Fitness and Wellness Management ... full name is Cassandra Rae Leopold ... daughter of Lynn Fowler ... favorites include all sports, playing the violin, salad, Christian Contemporary music, the movie Superstar, Michael Jordan ... would like to meet the Pope.

CAREER HIGHS

Points: 4 vs. West Virginia Tech, 11/22/02

Rebounds: 4 vs. Millersville, 12/6/02

Field Goals Attempted: 4 vs. West Virginia Tech, 11/22/02

Three-Point Field Goals Attempted: 1 vs.


Indiana(Pa.), 3/4/03; vs. Columbia Union, 12/4/01; vs. Northwood, 12/30/01

Free Throws Made: 2 vs. Columbia Union, 12/4/01

Free Throws Attempted: 4 vs. Columbia Union, 12/4/01

Assists: 1 vs. West Virginia Tech, 11/22/02; vs. Molloy, 12/28/02, Columbia Union, 12/4/01

Steals: 1 vs. Lock Haven, 1/18/03; vs. East Stroudsburg, 12/1/01



CASSANDRA LEOPOLD'S CAREER AT EDINBORO

Year	G-GS	FG-FGA	Pct.	3FG-3FGA	Pct.	FT-FTA	Pct.	Reb.	Avg.	A	TO	BL	ST	PF-D	Pts.	Avg.
2001-02	7-0	0-4	.000	0-2	.000	3-6	.500	4	0.6	1	2	1	1	0-0	3	0.4
2002-03	12-0	3-11	.273	0-1	.000	0-0	.000	11	0.9	2	4	3	1	3-0	6	0.5
Career	19-0	3-15	.136	0-3	.000	3-6	.250	15	.75	3	6	4	2	3-0	9	0.5

The 2003-04 Fighting Scots

1

Courtney Thompson

Guard ♦ 5'7" ♦ Senior
Girard, PA ♦ Girard HS



A two-and-half-year starter at point guard who provides great leadership and makes few mistakes ... plays under control, evidenced by her 354 career assists as opposed to 162 career turnovers ... intelligent defender ... hasn't been much of a scorer in the past, but coach Stan Swank feels she has a new-found confidence in her scoring ability ... tenacious competitor both offensively and defensively ... ranks seventh in career assists with 226 ... maintains a perfect 4.00 GPA ... serving as a captain for the second straight year.

2002-03

Led team in assists for third straight year while starting all 28 games ... handed out 128 assists, the 14th-highest season total, ranking third in the PSAC ... had just 58 turnovers ... averaged 4.2 ppg., making 13 of 42 three-pointers ... finished third on the Scots with 41 steals ... scored season-high 13 points against Slippery Rock, making just 1 of 9 field goals but going 10 of 10 from the line ... also scored in double figures against Molloy with 10 points ... handed out a career-high 10 assists vs. Lock Haven, adding 9 assists against Clarion.

2001-02

Started all 26 games at point guard ... led the team with 142 assists, the ninth-highest season total ... ranked 24th in NCAA Division II and third in the PSAC in assists per game, in addition to pacing the conference in assists-to-turnover ratio (3.7:1) ... led the team in assists in all but two games ... committed just 38 turnovers, while playing 33.8 minutes per game ... contributed 5.4 ppg., 2.7 rpg., and 34 steals, fourth on the team ... registered a season-high 8 assists on four occasions and had five-or-more assists in 18 games ... scored a season-high 11 points at Lock Haven, making 3 of 8 shots from behind the three-point arc

... scored 10 points in a win over East Stroudsburg ... recorded a career-high 6 steals in a win over Columbia Union, adding 8 assists.

2000-01

Played in all 27 games, starting 13 contests ... averaged 5.0 ppg., but more importantly, had a team-high 84 assists while turning the ball over just 66 times ... also finished fourth in steals with 24 ... struggled with her shooting from the floor, but was a solid 73.7 percent from the line (42 of 57) ... was named the PSAC West Rookie of the Week for her performances against Indiana(Pa.) and California(Pa.) ... paced the Scots to upset win over the Indians with a 13-point, 4-assist effort, with no turnovers ... made 6 of 8 field goals in that game ... added 10 points and season-high 9 assists in win over Vulcans ... had season-high 14 points against Bloomsburg, with a perfect 6-for-6 chart at the line, and also reached double figures with 11 points at Lock Haven ... handed out 7 assists in the same game.

HIGH SCHOOL

A two-year starter and four-year letterwinner for coach Larry Seneta at Girard High School ... the YellowJackets were a combined 59-3 during her junior and senior seasons ... first team All-County in 1999 and 2000 ... averaged 9.7 points per game with 185 assists and 60 steals as a junior ... Girard earned three ECL championships, four District-10 titles, one PIAA AA state championship and a PIAA AA runner-up ... Junior National Tournament MVP ... Down Under Hoops All-Star ... as a sophomore averaged 8.6 ppg. with 104 assists.


PERSONAL

Born February 8, 1982 ... majoring in Mathematics with a 4.00 GPA... full name is Courtney Rose Thompson ... daughter of Donna and Terry Thompson ... father Terry, a current Edinboro volunteer assistant coach, played collegiately at Clarion ... her older sister T.L. was a member of the Grove City College basketball team ...

favorites include country music, reading, writing, spending time with friends and family, shopping with her mom, country music, ice cream, movies A Time to Kill and A Beautiful Mind, and Michael Jordan ... would like to meet Michael Jordan.

CAREER HIGHS

Points: 14 vs. Bloomsburg, 12/21/02
Rebounds: 7 vs. Slippery Rock, 2/4/02
Field Goals Made: 4 vs. Molloy, 12/28/02, vs. Lock Haven, 1/26/02
Field Goals Attempted: 13 vs. Lock Haven, 1/26/02
Three-Point Field Goals Made: 3 vs. Lock Haven, 1/26/02
Three-Point Field Goals Attempted: 8 vs. Lock Haven, 1/26/02
Free Throws Made: 10 vs. Slippery Rock, 2/12/03
Free Throws Attempted: 10 vs. Slippery Rock, 2/12/03; vs. Mercyhurst, 12/2/02
Assists: 10 vs. Lock Haven, 1/18/03
Steals: 6 vs. Columbia Union, 12/4/01
Blocks: 1 on eleven occasions



COURTNEY THOMPSON'S CAREER AT EDINBORO

Year	G-GS	FG-FGA	Pct.	3FG-3FGA	Pct.	FT-FTA	Pct.	Reb.	Avg.	A	TO	BL	ST	PF-D	Pts.	Avg.
2000-01	27-14	40-132	.303	12-43	.279	42-57	.737	49	1.8	84	66	3	24	47-0	134	5.0
2001-02	26-26	41-153	.268	15-64	.234	44-69	.638	69	2.7	142	38	3	34	84-2	141	5.4
2002-03	28-28	31-104	.298	13-42	.310	42-57	.737	65	2.3	128	58	5	41	64-2	117	4.2
Career	81-68	112-389	.289	40-149	.274	128-183	.704	183	2.2	354	162	11	99	195-4	392	4.8

The 2003-04 Fighting Scots

20

Shaton Williams



Forward ♦ 5'11" ♦ Senior
Antioch, CA ♦ John F. Kennedy (DC) HS

Had a tough first year as a Fighting Scot due to injury and rust ... joined Edinboro after being stationed in Hawaii while in the Army and a former player for Contra Costa Junior College in California ... twice went down with a shoulder injury, the second requiring off-season surgery ... may get off to a slow start this year after not being able to work out during the summer following surgery ... strong inside player who has worked hard on her ability to score ... strong defensive player.

2002-03

Appeared in 20 games, with nine starts ... averaged 4.1 ppg. and 4.7 rpg., the latter figure third on the team ... struggled with her shot, hitting 32.4 percent from the floor and just 2 of 20 three-pointers ... led team in rebounding once, pulling down season-high 10 boards against Salem International ... also had 10 rebounds vs. Cheyney ... scored in double figures three times, with a high of 12 points against West Virginia Tech (with 8 rebounds) and Mercyhurst ... added 10 points vs. West Virginia State.

AT CONTRA COSTA COLLEGE

Led Contra Costa Junior College with 440 points (14.7 ppg.), 11.2 rpg., and 100 steals

in 1997-98 ... made 19 three-pointers on the year and earned her way to the free throw line 197 times, making 119 of those attempts (60.4 percent)... finished with 13 blocked shots ... named a first team All-Bay Valley Conference selection, as well as an Academic All-Bay Conference selection, after earning honorable mention honors in 1996-97 ... averaged 6.5 ppg. in her first year at Contra Costa, also contributing 7.2 rpg., 59 steals, and 12 blocks.

PERSONAL

Born May 7, 1978 ... Business Administration major ... daughter of Robert and Terrie Williams ... favorites include basketball, writing poetry, hanging out with friends, rap and R&B music, sea food, Shaquille O'Neal and the Los Angeles Lakers ... would like to meet Sanaa Lathan and Denzel Washington.

CAREER HIGHS

Points: 12 vs. Mercyhurst, 12/17/02; West Virginia Tech, 11/22/02
Rebounds: 10 vs. Cheyney, 1/12/03; vs. Salem International, 12/18/02
Field Goals Made: 6 vs. West Virginia Tech, 11/22/02
Field Goals Attempted: 15 vs. Millersville, 12/6/02
Three-Point Field Goals Made: 1 vs. Salem International, 12/18/02; vs. Millersville, 12/6/02
Three-Point Field Goals Attempted: 5 vs.

Millersville, 12/6/02


Free Throws Made: 4 vs. Mercyhurst, 12/17/02

Free Throws Attempted: 5 vs. Mercyhurst, 12/17/02

Assists: 3 vs. Cheyney, 1/12/03

Steals: 3vs. California (Pa.), 2/1/03

Blocks: 1vs. Slippery Rock, 2/12/03; vs. Cheyney, 1/12/03



SHATON WILLIAMS' CAREER AT EDINBORO

Year	G-GS	FG-FGA	Pct.	3FG-3FGA	Pct.	FT-FTA	Pct.	Reb.	Avg.	A	TO	BL	ST	PF-D	Pts.	Avg.
2002-03	20-9	35-108	.324	2-20	.100	10-16	.625	93	4.7	10	23	2	14	47-1	82	4.1

The 2003-04 Fighting Scots

22

Jodi Calderone

Guard ♦ 5'6" ♦ Junior
Freedom, PA ♦ Ambridge HS



Streak shooter who is deadly when on ... takes over as team's main three-point threat with Krystal Henson gone ... already ranks as one of top career three-point threats at Edinboro despite starting just 12 games in her career ... also has the ability to drive to the basket and is a tenacious defender ... will see most of her action as a wing player, but could also see time at point guard ... head coach Stan Swank predicts she is on the verge of two great years ... 100 of 127 career baskets are three-pointers ... ranks fourth in career three-pointers made (100) and fifth in career three-pointers attempted (308) ... was reunited a year ago with former Ambridge High School backcourt mate Callie Iorfido.

2002-03

Appeared in all 28 games, with eight starts ... finished as fourth-leading scorer at 9.2 ppg., making 62 of 187 three-pointers ... 62 three-pointers is the fourth-highest season total and 187 attempts ranks fourth, as well ... had 31 steals ... made at least one three-pointer in 25 of 28 games ... led team in scoring once with 17 points against Cheyney, making 4 of 9 trifectas ... posted career-high 19 points vs. Shippensburg, also recording career-highs with 7 free throws in 9 attempts ... had 18 points at Lock Haven, making 6 of 11 three-pointers ... had 17 points vs. Gannon ... scored in double figures in 13 games ... only scored two points in win over Slippery Rock, but helped hold PSAC's leading scorer, Missy McKavish, to 10 points.

2001-02

Played in all 26 games and earned a starting role in four of the last five ... was sec-

ond on the team in three-pointers made and attempted, draining 38 of 121 ... averaged 5.7 ppg. ... registered a season-high 19 points in an 89-75 win over Slippery Rock, making 5 of 11 three's ... reached double figures in six games, including four of the last six ... scored 15 points against Indiana(Pa.) and 14 vs. Northwood.

HIGH SCHOOL

Played for coach Tom Cvitkovic at Ambridge High School, helping the team to a 29-3 record ... Ambridge lost both the WPIAL Class AAAA Championship and PIAA Class AAAA Western final to Oakland Catholic ... averaged 16.1 ppg. while making a school-record 89 three-pointers, including 8, another school record, in PIAA playoff win over McDowell High School ... added 73 steals ... was named a first team All-Section 3 All-Star and the MVP, in addition to being recognized as the *Beaver County Times* Class AAAA MVP and earning a spot on the *Pittsburgh Post Gazette* and *Pittsburgh Tribune Review* first teams ... was also a first team Section 3 all-star as a sophomore and junior, earning an honorable mention choice as a freshman ... averaged 18.0 ppg. as a junior, leading Bridgers to 20-7 record ... led the team in scoring her final three seasons, departing as the second all-time leading scorer with 1,643 points ... also set school record for career three-pointers and season three-pointers.

PERSONAL

Born April 28, 1983 ... Elementary Education major ... full name is Jodi Marie Calderone ... daughter of Becky and Dave Calderone ... sister Kelly Calderone played at the University at Buffalo ... favorites include taking pictures, shopping, rap and R&B music, potatoes, Scarface, and Allen Iverson ... would like to meet Eminem.

CAREER HIGHS

Points: 19 vs. Shippensburg, 1/25/03; vs. Slippery Rock, 2/4/02
Rebounds: 4 on five occasions
Field Goals Made: 6 vs. Lock Haven, 2/8/03; vs. Slippery Rock, 2/4/02
Field Goals Attempted: 16 vs. Slippery Rock, 2/4/02
Three-Point Field Goals Made: 6 vs. Lock Haven, 2/8/03
Three-Point Field Goals Attempted: 14 vs. Indiana(Pa.), 2/13/02
Free Throws Made: 7 vs. Shippensburg, 1/25/03
Free Throws Attempted: 9 vs. Shippensburg, 1/25/03
Assists: 3 vs. Cheyney, 1/12/03; vs. Molloy, 12/28/02
Steals: 5 vs. Kutztown, 1/11/03
Blocks: 1 on four occasions



JODI CALDERONE'S CAREER AT EDINBORO

Year	G-GS	FG-FGA	Pct.	3FG-3FGA	Pct.	FT-FTA	Pct.	Reb.	Avg.	A	TO	BL	ST	PF-D	Pts.	Avg.
2001-02	26-4	45-150	.300	38-121	.314	19-26	.731	24	0.9	11	18	0	15	16-0	147	5.7
2002-03	28-8	82-230	.357	62-187	.332	31-43	.721	41	1.5	22	32	4	31	67-4	257	9.2
Career	54-12	127-380	.328	100-308	.323	50-69	.726	65	1.2	33	50	4	46	83-4	404	7.4

The 2003-04 Fighting Scots

12

Megan Zitner

Guard ♦ 5'11" ♦ Junior
Milan, OH ♦ Edison HS



Looks 100 percent healthy after missing 2002-03 campaign following knee surgery ... tremendous athlete who can score, rebound, and is known for her consistency ... peaked at the end of her sophomore season, averaging 18.2 ppg. over her last six contests ... participated on the track & field team that spring, provisionally qualifying in the heptathlon for the NCAA Division II National Championships.

2002-03

Sat out season following preseason knee surgery.

2001-02

Finished as the second-leading scorer (11.2 ppg.) and led the team in rebounding (7.7 rpg.) ... started 20 games and paced the team in field goal percentage at 50.5 percent (107 of 212) ... went to the free throw line a team-high 136 times, converting 73 ... led the team on the glass in 15 games and ranked 14th in the PSAC ... paced the team in scoring six times and was the top rebounder 15 times ... scored in double figures 13 times and also registered five double-doubles ... named to the Fighting Scot Invitational All-Tournament team for a combined 26 points, 19 rebounds, 4 assists, and 4 steals vs. Columbia Union and Madonna ... scored a career-high 28 points at Clarion, making 8 of 15 shots from the floor and 12 of 15 from the free throw line ... grabbed a career-high 17 rebounds vs. Slippery Rock, while scoring 24 points, and pulling down 14 boards against West Chester ... scored 22 points at Millersville and registered her first career double-double vs. Wayne State with 20 points and 11 boards ... had five double-doubles for the season ... set another career-high with 5 steals against Shippensburg.

2000-01

Finished as the fifth-leading scorer at 6.3 ppg... played in 25 games, with 7 starts ... was third on the team in steals with 25 ... shot a respectable 40.9 percent from the floor (56 of 137), but struggled at the free throw line, making 36 of 67 (53.7 percent) ... paced the team in scoring twice and in rebounding once ... scored a season-high 15 points in loss at Shippensburg, making 4 of 7 field goals, including a pair of three-pointers, and 5 of 7 free throws ... that was one of six games in double figures ... added 13 points against both Daemen and Slippery Rock ... also pulled down a season-high 7 rebounds at The Rock, adding 5 assists ... was credited with 6 boards against IUP ... named the PSAC West Player of the Week for her performance as Edinboro captured the Fighting Scot Invitational with wins over Daemen and St. Vincent.

HIGH SCHOOL

A three-year starter at Edison (OH) High School ... averaged 17.4 points and 5 steals per game as a senior ... two-time special mention All-Ohio ... first team all-conference and all-district as a senior ... All-Ohio in cross country as a freshman ... four-time state qualifier ... finished 6th place at the state track finals in the long jump and 800 meter.

PERSONAL

Born June 25, 1982 ... majoring in Health and Physical Education with a minor in Athletic Coaching ... full name is Megan Marie Zitner ... daughter of Sandra and David Zitner ... father played baseball at Ohio Northern ... favorites include playing sports, running, shopping, listening to music, Michael Jordan, rap and R&B music, pasta, and movie Fried Green Tomatoes ... would like to meet Josh Hartnett.

CAREER HIGHS

Points: 28 vs. Clarion, 2/6/02
Rebounds: 17 vs. Slippery Rock, 2/4/02
Field Goals Made: 10 vs. Slippery Rock, 2/4/02
Field Goals Attempted: 17 vs. Slippery Rock, 2/4/02
Three-Point Field Goals Made: 2 on four occasions
Three-Point Field Goals Attempted: 5 versus Slippery Rock, 2/20/02
Free Throws Made: 12 vs. Clarion, 2/6/02
Free Throws Attempted: 16 vs. West Chester, 1/6/02
Assists: 5 vs. Slippery Rock, 2/5/01
Steals: 5 vs. Shippensburg, 1/19/02
Blocks: 1 on nine occasions



MEGAN ZITNER'S CAREER AT EDINBORO

Year	G-GS	FG-FGA	Pct.	3FG-3FGA	Pct.	FT-FTA	Pct.	Reb.	Avg.	A	TO	BL	ST	PF-D	Pts.	Avg.
2000-01	25-7	56-137	.409	9-36	.250	36-67	.537	65	2.6	34	63	6	25	35-0	157	6.3
2001-02	26-20	107-212	.505	3-9	.333	73-136	.537	201	7.7	37	77	3	33	67-2	290	11.2
2002-03																
Career	51-27	163-349	.467	12-45	.266	109-203	.537	266	5.2	71	140	9	58	102-2	447	8.7

The 2003-04 Fighting Scots

32

Maria DiVecchio

Forward ♦ 5'11" ♦ Sophomore
Fairview, PA ♦ Villa Maria Academy



Enjoyed an outstanding freshman season, with head coach Stan Swank feeling she was the top freshman in the PSAC ... extremely intelligent player who plays under control and is very consistent ... possesses a nice shooting touch and a solid rebounder ... Swank notes she will only get better.

2002-03

Quickly earned starting role, playing in all 28 games with 18 starts ... finished as third-leading scorer (9.2 ppg.) and second-leading rebounder (6.4 rpg.) ... led Scots in field goal percentage, shooting 51.9 percent from the floor, a figure which ranked seventh in the PSAC ... was named the PSAC Rookie of the Week five times ... led team in scoring once and was leading rebounder nine times ... scored in double figures 15 times and had four games of 10-or-more rebounds ... had four double-doubles ... scored season-high 21 points against Indiana(Pa.), making 9 of 12 field goals, including her lone three-pointers of the year, and both free throw attempts ... had 15 points at Slippery Rock ... pulled down season-high 11 rebounds vs. Molloy, adding 13 points ... shot 50 percent or better from the floor in 18 games.

HIGH SCHOOL

Departed Villa Maria Academy as the all-time leading scorer, accumulating 1,382

points ... led the Victors to a second place finish in PIAA Class AAA with a 27-6 record, losing to Allentown Central Catholic in the state championship game ... named a first team All-Metro League selection all four years ... named the Serra-St. Pius X Christmas Tournament MVP, leading Villa Maria to a win over ten-time Texas state champion, Bishop Lynch, in the semifinal game with 24 points ... averaged 10.7 points per game and grabbed 161 rebounds (4.9 per game) in her senior year ... named the Metro League Player of the Year as a junior, leading the league at 14.4 ppg. and spearheading the Victors to a 23-5 finish ... finished as the second-highest scorer in the Metro League in both 1999 and 2000 ... led Villa Maria in scoring all four years, recording 380 points as a sophomore and 268 points as a freshman ... led the Victors in rebounding both years, grabbing 152 boards as a freshman and 171 in her sophomore year.


PERSONAL

Born February 23, 1984 ... Elementary Education/Special Education major ... daughter of Mike and Debra Thompson and Mark and Susan DiVecchio ... favorites include hanging out with friends, shopping, music, hanging out with family, rap, R&B, rock and country music, sesame chicken, movies Finding Forrester and Shrek ... would like to meet Christina Aguilera.

CAREER HIGHS

Points: 21 vs. Indiana (Pa.), 1/22/03
Rebounds: 11 vs. Molloy, 12/28/02
Field Goals Made: 9 vs. Molloy, 12/28/02

Field Goals Attempted: 12 vs. Molloy, 12/28/02
Three-Point Field Goals Made: 1 vs. Indiana (Pa.), 1/22/03
Three-Point Field Goals Attempted: 2 vs. Indiana (Pa.), 1/22/03
Free Throws Made: 4 vs. Mansfield, 1/4/03; vs. Bloomsburg, 12/21/02
Free Throws Attempted: 9 vs. Bloomsburg, 12/21/02
Assists: 4 vs Shippensburg, 1/25/03
Steals: 3 vs. Shippensburg, 1/25/03; vs. Indiana (Pa.), 1/22/03
Blocks: 2 vs. Bryant, 12/29/02




MARIA DIVECCHIO'S CAREER AT EDINBORO

Year	G-GS	FG-FGA	Pct.	3FG-3FGA	Pct.	FT-FTA	Pct.	Reb.	Avg.	A	TO	BL	ST	PF-D	Pts.	Avg.
2002-03	28-18	109-210	.519	1-3	.333	39-62	.629	179	6.4	22	38	6	25	48-0	258	9.2

The 2003-04 Fighting Scots

10

Callie Iorfido



Guard ♦ 5'5" ♦ Sophomore
Ambridge, PA ♦ Ambridge HS

Provides the Fighting Scots with a pair of outstanding point guards, joining senior Courtney Thompson ... outstanding defensive player who enjoyed a strong freshman campaign and looks even better this year ... excellent playmaker with good quickness ... was reunited with former Ambridge High School backcourt teammate Jodi Calderone ... father, Rich Iorfido, was a standout linebacker for the Fighting Scot football team in the early seventies, setting several tackles records, including the single game record for tackles.

2002-03

Played in all 28 games in a reserve role, handing out 108 assists while turning the ball over just 42 times in just under 16 minutes per game ... averaged 4.1 ppg.... was fourth on team with 40 steals ... struggled with shooting from the floor, making just 33.0 percent of her field goal attempts, including 4 of 26 three-pointers ... scored in double figures once, registering 16 points at Gannon despite making just 7 of 15 free throws ... added 7 assists without a turnover against the Lady Knights ... had season-best 8 assists vs. Bloomsburg, handing out 7 assists on four occasions ... had 6 assists and 6 steals vs. Millersville.

HIGH SCHOOL

Was a three-time first team Class AAAA

All-Section 3 selection for coach Tom Cvitkovic at Ambridge High School, also earning second team honors as a freshman ... finished her career as the all-time assist and steal leader, in addition to scoring 1,273 points ... named to the *Pittsburgh Post Gazette* West Fab Five and the *Pittsburgh Tribune Review* Terrific Twenty in her senior year after averaging 15.8 ppg., 6.5 assists per game, and 3 steals per game ... led the Bridgers to a 22-3 finish, despite an early first-round exit from the WPIAL AAAA playoffs ... helped Ambridge to a 29-3 record her junior year, finishing second in the WPIAL and advancing to the PIAA Class AAAA Western finals ... averaged 13 ppg., 8 assists, 5 steals, and 3 rebounds per game ... stood out on the soccer field as a four-year starter and three-time first team All-Section member as a midfielder.


PERSONAL

Born February 2, 1984 ... Health & Physical Education major ... daughter of Richard and Charlene Iorfido ... favorites include rap music, potatoes, movie Casino, Allen Iverson and the Philadelphia 76ers ... would like to meet Eminem.

CAREER HIGHS

Points: 16 vs. Gannon, 11/26/02
Rebounds: 6 vs. Molloy, 12/28/02
Field Goals Made: 4 vs. Gannon, 11/26/02
Field Goals Attempted: 7vs. Slippery Rock, 2/12/03; vs. Mansfield, 1/4/03; vs. Gannon, 11/26/02
Three-Point Field Goals Made: 1 on four occasions

Three-Point Field Goals Attempted: 3 vs. Gannon, 11/26/02
Free Throws Made: 7 vs. Gannon, 11/26/02
Free Throws Attempted: 15 vs. Gannon, 11/26/02
Assists: 8 vs. Bloomsburg, 12/21/02
Steals: 6 vs. Millersville, 12/6/02



CALLIE IORFIDO'S CAREER AT EDINBORO

Year	G-GS	FG-FGA	Pct.	3FG-3FGA	Pct.	FT-FTA	Pct.	Reb.	Avg.	A	TO	BL	ST	PF-D	Pts.	Avg.
2002-03	28-0	31-94	.330	4-26	.154	48-79	.608	49	1.8	108	42	0	40	51-0	114	4.1

The 2003-04 Fighting Scots

23

Jessi Montie

Guard ♦ 5'8" ♦ Junior
Erie, PA ♦ McDowell HS



A wing player who can play either the two or three spot ... enjoyed a phenomenal summer, greatly improving her shooting ability ... a blue-collar player who adds rebounding ability ... head coach Stan Swank feels she is ready to have a big year.

2002-03

Played in all 28 games, with one start ... averaged 12 minutes per game, along with 3.8 ppg. and 2.0 rpg... shot 41.7 percent from the floor but struggled from the free throw line, making 10 of 25 (40.0 percent) ... had 21 steals ... scored in double figures twice, with a career-high 12 points against Mansfield, making 6 of 8 field goal attempts in just 14 minutes ... that effort earned her lone career start in next game vs. Kutztown ... went 5-for-5 from the field in 13 minutes to finish with 13 points against Molloy ... pulled down season-high 6 rebounds vs. Gannon.

HIGH SCHOOL

Named the Metro League Player of the Year in 2002 for McDowell High School and head coach Tom Heitzenrater ... finished third all-time in scoring with 1,122

points, and was ninth in steals (214), 12th in assists (166), and 13th in rebounds (355) ... as a senior, led the Lady Trojans to a 21-7 record, the District 10 championship, and a PIAA Class AAAA quarterfinal appearance where they fell to Mount Lebanon ... led McDowell with 367 points, the eleventh-highest season total, averaging 13.6 ppg. in her senior year, while ranking second on the team in steals with 64, and also adding 40 assists ... a first team All-Metro League selection as a junior, while earning second team honors as a sophomore ... named the team's Most Valuable Player as a junior and senior.

PERSONAL

Born August 27, 1983 ... Forensic Science major ... daughter of Richard and Patti Montie ... favorites include reading, hanging out with family, rock music, pizza, and Harry Potter ... would like to meet Leonardo DiVinci.


CAREER HIGHS

Points: 12 vs. Mansfield, 1/4/03
Rebounds: 6 vs. Gannon, 11/26/02
Field Goals Made: 6 vs. Mansfield, 1/4/03
Field Goals Attempted: 9 vs. West Chester, 12/7/02; Gannon, 11/26/02
Three-Point Field Goals Attempted: 1 vs. Clarion, 2/26/03; vs. West Chester, 12/7/02; West Virginia State, 11/23/02
Free Throws Made: 4 vs. West Virginia State, 11/23/02

Free Throws Attempted: 5 vs. West Virginia State, 11/23/02; vs. West Virginia Tech, 11/22/02

Assists: 1 on 12 occasions

Steals: 3 vs. Clarion 2/26/03



JESSI MONTIE'S CAREER AT EDINBORO

Year	G-GS	FG-FGA	Pct.	3FG-3FGA	Pct.	FT-FTA	Pct.	Reb.	Avg.	A	TO	BL	ST	PF-D	Pts.	Avg.
2002-03	28-1	48-115	.417	0-3	.000	10-25	.400	55	2.0	12	38	3	21	53-1	106	3.8

The 2003-04 Fighting Scots

34

Tierra Biggers



Guard ♦ 5'7" ♦ Junior
Streetsboro, OH ♦ Warrensville Heights HS

A walk-on who transferred from Fayetteville State, although she did not play basketball there ... brings added depth to the guard position ... head coach Stan Swank likes her ability to play hard without a conscience and her street-ball approach to the game.

HIGH SCHOOL

Played three sports at Warrensville Heights High School, basketball, volleyball and track & field ... a two-year starter for the Tigers in basketball.

PERSONAL

Born June 12, 1981 ... Sport Administration major ... daughter of George and Terrisita Gray ... uncle, Todd Jones, played basketball at Allegheny

College ... favorites include shooting pool, reading poetry, listening to music, chicken and greens, R&B and rap music, the movie Love & Basketball, Nikki Teasley, and Allen Iverson ... would like to meet Angela Bassett.

11

Anneke Chewning



Forward ♦ 5'11" ♦ Junior
Kennebunk, ME ♦ Kennebunk HS

Transfer from West Virginia Wesleyan who will provide the Fighting Scots with experienced interior depth ... sat out the 2002-03 season ... strong, powerful player yet displays a good shooting touch ... brings much-needed muscle to the inside game.

AT WEST VIRGINIA WESLEYAN

Played for the Bobcats in 2000-01 and 2001-02 ... in first season, averaged 2.1 ppg. and 1.7 rpg. in 24 games, averaging just under eight minutes per game ... shot

20 of 56 from the floor (35.7 percent), making her only three-point field goal attempt, and was 10 of 22 from the line (45.5 percent) ... in 2001-02, played in 27 games, with 3 starts ... averaged 4.7 ppg. and 2.8 rpg. in 17.4 minutes per contest ... shot 33.0 percent from the floor (36 of 109) and 64.0 percent from the line (55 of 86) ... added 24 assists.

HIGH SCHOOL

Was a three-sport star at Kennebunk High School, earning 12 letters in basketball, softball and field hockey ... was named the Athlete of the Year as a senior ... helped the Rams to the Western Maine Class A conference championship in basketball as a senior ... was an All-State selection in field

hockey her senior year, and was also an all-conference selection in softball ... won the Western Maine Conference Good Citizen Award in 2000.

PERSONAL

Born March 29, 1982 ... Business Administration-Financial Services major ... daughter of Vic and Judy Chewning ... favorites include ultimate frisbee, photography, country, alternative and contemporary folk music, pizza, the movie Good Will Hunting, Lance Armstrong, and the Miami Dolphins ... would like to meet Duke coach Mike Krzyzewski.

The 2003-04 Fighting Scots

13

Marie DelBaggio



**Forward ♦ 5'11" ♦ Freshman
Tyrone, PA ♦ Tyrone Area HS**

Freshman who is compared very favorably to Suzanne Petruska by head coach Stan Swank ... has the size to play inside yet shoots the three-pointer extremely well ... expected to be a major factor in the future as she gets stronger.

HIGH SCHOOL

Played for coach Jim Swaney at Tyrone

Area High School, where she was a four-year starter ... scored 1,000 career points and pulled down 789 career rebounds ... as a senior, led the Golden Eagles to a 17-10 record, averaging 15.0 ppg. and 10.5 rpg... also had 50 assists and 74 steals ... earned first team All-Mountain League honors and was named to the *Altoona Mirror* All-Region Team ... played in the Summit Quest All-Star Classic and John Riley All-Star Classic ... averaged 9.6 ppg. and 7.1 rpg. as a junior and 8.5 ppg. and 7.4 rpg. as a sophomore ... began her career averaging 6.3 ppg. and 6.2 rpg. as a freshman ... also earned four letters in track & field.

PERSONAL

Born February 6, 1985 ... Biology major ... daughter of Michael and Patrice DelBaggio sister Meagan played at the University of Pittsburgh ... favorites include all kinds of music, pasta, being with friends, Julius Page, and the University of Pittsburgh ... would like to meet Michael Jordan.

24

Danielle Lantzy



**Forward ♦ 5'11" ♦ Freshman
Patton, PA ♦ Cambria Heights HS**

A hard-nosed player who will add depth up front ... a good interior performer who goes hard to the boards ... has the additional bonus of shooting left-handed.

HIGH SCHOOL

A three-year starter for coach Lee Stanek at Cambria Heights High School ... led Highlanders in scoring, rebounding and

blocked shots as a junior and senior, leading team to Section II Laurel Highlands championship as a senior ... concluded her career with 1,152 points, including 525 as a senior ... Cambria Heights finished with a 16-11 record in 2002-03 ... as a senior, averaged 19.4 ppg. and 10.3 rpg., also leading the team with 77 steals and 31 blocks ... was an All-State third team selection and was named to an *Altoona Mirror* first team All-Star and an All-Allegheny Highlands Conference choice ... averaged 14.8 ppg. and 12.6 rpg. as a junior, pulling down 27 rebounds in a game ... also led the 15-

10 Highlanders with 40 blocks and was third in steals with 66

PERSONAL

Born December 16, 1984 ... Elementary Education/Special Education major ... daughter of Don and Elizabeth Lantzy ... favorites include writing, playing hacky sack, classic rock, oreos, movie Super Troopers, Jason Kidd and Sue Bird ... would like to meet Johnny Depp and Pink.

The 2003-04 Fighting Scots

No.	Name	Pos.	Ht.	Yr.	Hometown/High School/Last School
34	Tierra Biggers	G	5-7	Jr.	Streetsboro, OH/Warrensville Heights
22	Jodi Calderone	G	5-6	Jr.	Freedom, PA/Ambridge
11	Anneke Chewning	F	5-11	Jr.	Kennebunk, ME/Kennebunk/ West Virginia Wesleyan
13	Marie DelBaggio	F	5-11	Fr.	Tyrone, PA/Tyrone Area
32	Maria DiVecchio	F	5-10	So.	Fairview, PA/Villa Maria Academy
10	Callie Iorfido	G	5-3	Fr.	Ambridge, PA/Ambridge
24	Danielle Lantzy	F	5-11	Fr.	Patton, PA/Cambria Heights
21	Cassandra Leopold	F	5-9	Sr.	Erie, PA/Central
23	Jessi Montie	G	5-9	So.	Erie, PA/McDowell
33	Suzanne Petruska	F	5-10	Gr.	Pittsburgh, PA/Oakland Catholic
1	Courtney Thompson	G	5-7	Sr.	Girard, PA/Girard
20	Shaton Williams	F	5-11	Sr.	Washington, DC/John F. Kennedy
12	Megan Zitner	F	5-11	Jr.	Milan, OH/Edison

NUMERICAL ROSTER

1	Courtney Thompson	G
10	Callie Iorfido	G
11	Anneke Chewning	F
12	Megan Zitner	F
13	Marie DelBaggio	F
20	Shaton Williams	F
21	Cassandra Leopold	F
22	Jodi Calderone	G
23	Jessi Montie	G
24	Danielle Lantzy	F
32	Maria DiVecchio	F
33	Suzanne Petruska	F
34	Tierra Biggers	G

HEAD COACH: Stan Swank

VOLUNTEER ASSISTANT COACH: Terry Thompson

CAPTAINS: Suzanne Petruska, Courtney Thompson, Jodi Calderone and Shaton Williams

PRONUNCIATION GUIDE

Jodi Calderone	CALL der own
Anneke Chewning	CHOO ning
Marie DelBaggio	del BAG ee oh
Maria DiVecchio	di VECK ee oh
Callie Iorfido	your FEE doe
Danielle Lantzy	lant zee
Suzanne Petruska	pe TRUE skah
Megan Zitner	ZIT nher

BY HEIGHT

Anneke Chewning	5'11"
Marie DelBaggio	5'11"
Maria DiVecchio	5'11"
Danielle Lantzy	5'11"
Shaton Williams	5'11"
Megan Zitner	5'11"
Cassandra Leopold	5'10"
Suzanne Petruska	5'10"
Jessi Montie	5'9"
Tierra Biggers	5'7"
Courtney Thompson	5'7"
Jodi Calderone	5'6"
Callie Iorfido	5'5"

BY YEAR

Graduate	Suzanne Petruska
Senior	Cassandra Leopold
	Courtney Thompson
	Shaton Williams
Junior	Tierra Biggers
	Jodi Calderone
	Anneke Chewning
	Megan Zitner
Sophomore	Maria DiVecchio
	Callie Iorfido
	Jessi Montie
Freshman	Marie DelBaggio
	Danielle Lantzy



The Pennsylvania State Athletic Conference

2002-2003 PSAC Women's Basketball Standings

Western Division	PSAC		Overall	
	W	L	W	L
California(Pa.)	12	0	33	2
Indiana (Pa.)	8	4	19	9
EDINBORO	6	6	16	12
Shippensburg	6	6	13	15
Clarion	5	7	15	12
Slippery Rock	4	8	9	17
Lock Haven	1	11	7	18

Eastern Division	PSAC		Overall	
	W	L	W	L
West Chester	11	1	24	8
Millersville	10	2	20	9
Bloomsburg	7	5	15	11
Kutztown	6	6	13	15
Mansfield	5	7	11	15
Cheyney	2	10	9	18
East Stroudsburg	1	11	3	24

2002-2003 PSAC Tournament

FIRST ROUND

California(Pa.) 82, Shippensburg 50
 West Chester 69, Kutztown 56
 Indiana (Pa.) 89, EDINBORO 56
 Millersville 72, Bloomsburg 66

SEMIFINALS

California (Pa.) 75, West Chester 58
 Millersville 73, Shippensburg 61

CHAMPIONSHIP

California(Pa.) 63, Millersville 60



2002-2003 PSAC Women's Basketball Teams

WESTERN DIVISION

First Team	Pos.	Ht.	Yr.
Heather Cigich, Clarion	F	6-1	So.
Lachelle Crawl, Edinboro	F	5-9	Sr.
Missy McKavish, Slippery Rock	G	5-4	Sr.
Sara McKinney, California (Pa.)	F	5-9	So.
Becky Siembak, California (Pa.)	F	5-11	Jr.
Sarah Zdesar, Indiana (Pa.)	C	6-1	Sr.

West Player of the Year: Becky Siembak, California (Pa.)

West Rookie of the Year: Megan Storck, California (Pa.)

West Coach of the Year: Darcie Vincent, California (Pa.)

EASTERN DIVISION

First Team	Pos.	Ht.	Yr.
Morgan Banks, Millersville	G/F	5-8	Sr.
Jen Bryan, Bloomsburg	F	5-11	Sr.
Kiera Manlove, West Chester	F	5-10	Sr.
Lynelle Mosley, Mansfield	G	5-1	Sr.
Gema Robles, Millersville	G	5-5	Sr.
Karen Yeasted, Bloomsburg	C	6-1	Sr.

East Player of the Year: Gema Robles, Millersville

East Rookie of the Year: Danna Purnell, Mansfield

East Coach of the Year: Deirdre Kane, West Chester

WESTERN DIVISION

Second Team	Pos.	Ht.	Yr.
Cyndi Crawl, Lock Haven	G	5-9	Jr.
Krystal Henson, Edinboro	G	5-4	Sr.
Jacqui Martin, Indiana (Pa.)	F	6-0	Jr.
Sameera Philyaw, California (Pa.)	F	6-1	Jr.
Jen Scaffidi, Shippensburg	G	5-8	So.
Emily Swingler, Shippensburg	F	5-10	Jr.

EASTERN DIVISION

Second Team	Pos.	Ht.	Yr.
Michelle Albanese, Bloomsburg	G	5-3	So.
Amy Buda, West Chester	G/F	5-10	Sr.
Niki Cox, East Stroudsburg	G	5-7	So.
Kiesha Mack, West Chester	G	5-7	So.
Carolyn Muldoon, West Chester	F	6-0	Jr.
Tonya Slayton, Cheyney	F	5-9	Sr.

Individual Statistics

Field Goal Pct.	GP	FG	FGA	Pct.
Becky Siembak, Cal	35	257	417	.616
Sameera Philyaw, Cal	35	154	274	.562
Carolyn Muldoon, WCU	32	144	276	.522
Courtney Willman, Clar	27	97	186	.522
Jacqui Martin, IUP	28	150	288	.521
Heather Cigich, Clar	27	196	377	.520
Maria DiVecchio, Edin	28	109	210	.519
Sarah Zdesar, IUP	28	166	342	.485
Lachelle Crawl, Edin	28	195	403	.484
Jen Bryan, Bloom	23	116	240	.483
Three-Point Field Goal Pct.	GP	3FG	3FGA	Pct.
Danielle Warntz, Kutz	28	77	149	.430
Michelle Albanese, Bloom	26	56	135	.415
Katie Bray, Ship	28	44	111	.396
Amanda Zinobile, Kutz	28	54	137	.394
Megan Storck, Cal	35	35	91	.385
Lynelle Mosley, Mans	26	39	102	.382
Kiesha Mack, WCU	32	67	181	.370
Stephanie Reiser, Mans	26	26	75	.347
Katie Wear, ESU	27	56	102	.346
Allyson Buss, Mans	25	35	102	.343
Free Throw Pct.	GP	FT	FTA	Pct.
Emily Swingler, Ship	28	63	73	.863
Krystal Henson, Edin	28	68	79	.861

SCORING

	GP	FG-FGA	Pct.	3FG-3FGA	Pct.	FT-FTA	Pct.	Pts.	Avg.
Missy McKavish, SRU	26	183-449	.408	38-138	.275	134-172	.779	538	20.7
Lachelle Crawl, Edin	28	195-403	.484	1-11	.091	152-235	.647	543	18.0
Heather Cigich, Clar	27	196-377	.520	1-1	1.000	109-149	.732	502	18.6
Becky Siembak, Cal	35	257-417	.616	3-10	.300	104-142	.732	621	17.7
Sarah Zdesar, IUP	28	166-342	.485	0-0	.000	164-210	.781	496	17.7
Niki Cox, ESU	26	153-413	.370	38-127	.299	113-165	.685	457	17.6
Jacqui Martin, IUP	28	150-288	.521	0-0	.000	159-209	.761	459	16.4
Jennifer Scaffidi, Ship	28	121-339	.357	46-164	.280	123-158	.778	411	14.7
Emily Swingler, Ship	28	148-362	.409	49-157	.312	63-73	.863	408	14.6
Jen Bryan, Bloom	23	116-240	.483	0-1	.000	98-146	.671	330	14.3

Allyson Buss, Mans	25	96	115	.835	Jen Bryan, Bloom	23	215	9.3
Holly Young, LHU	25	50	60	.833	Karen Yeasted, Bloom	26	240	9.2
Shauna Palmer, WCU	32	67	82	.817	Christan Kelly, Ship	28	254	9.1
Cyndi Crawl, LHU	25	70	86	.814	Kristy Garner, Mill	29	243	8.4
Michelle Albanese, Bloom	26	75	95	.789	Lakemia Smith, Chey	27	220	8.1
Lynelle Mosley, Mans	26	60	76	.789	Assists	GP	No.	Avg.
Sarah Zdesar, IUP	28	164	210	.781	Gema Robles, Mill	29	176	6.07
Rebounds	GP	No.	Avg.	Jessica Pieczynski, Kutz	28	144	5.14	
Tonya Slayton, Chey	27	312	11.6	Courtney Thompson, Edin	28	128	4.57	
Sarah Zdesar, IUP	28	299	10.7	Jennifer Scaffidi, Ship	28	121	4.32	
Heather Cigich, Clar	27	281	10.4	Lynelle Mosley, Mans	26	112	4.31	
Stacey Green, SRU	26	269	10.3	Michelle Albanese, Bloom	26	112	4.31	
Becky Siembak, Cal	35	347	9.9	Jen Duhnke, Clar	27	112	4.15	

The Pennsylvania State Athletic Conference

Amy Buda, WCU	32	130	4.06	Kutztown	28	607	1557	.390	Clarion	27	412	638	.646
Callie Iorfido, Edin	28	108	3.86	Shippensburg	28	629	1635	.385	Cheyney	27	341	548	.622
Shivonne Augustine, Chey	27	102	3.78	Lock Haven	25	554	1458	.380	Rebound Margin	Own	Opp	Margin	
Steals	GP	No.	Avg.	Millersville	29	704	1853	.380	California (Pa.)	1560	1070	+14.0	
Gema Robles, Mill	29	171	5.90	Slippery Rock	26	538	1439	.374	Bloomsburg	1104	912	+7.4	
Amy Buda, WCU	32	86	2.69	Cheyney	27	576	1716	.336	West Chester	1318	1186	+4.1	
Niki Cox, ESU	26	69	2.65	East Stroudsburg	27	512	1538	.333	Shippensburg	1172	1064	+3.9	
Missy McKavish, SRU	26	66	2.54	Field Goal Pct. Defense	GP	FG	FGA	Pct.	Indiana (Pa.)	1176	1081	+3.4	
Lynelle Mosley, Mans	26	62	2.38	California (Pa.)	35	668	1944	.344	Millersville	1176	1163	+0.4	
Jessica Pieczynski, Kutz	28	65	2.32	Kutztown	28	651	1774	.367	Lock Haven	974	965	+0.4	
Kiera Manlove, WCU	32	72	2.25	Millersville	29	587	1565	.375	Cheyney	1183	1175	+0.3	
Shivonne Augustine, Chey	27	60	2.22	Cheyney	27	617	1632	.378	Slippery Rock	948	971	-0.9	
Kristy Garner, Mill	29	63	2.17	Indiana (Pa.)	28	658	1712	.384	Clarion	1013	1039	-1.0	
Emily Swingler, Ship	28	60	2.14	West Chester	32	713	1845	.386	Mansfield	968	1037	-2.7	
Blocked Shots	GP	No.	Avg.	Mansfield	26	630	1612	.391	Kutztown	1067	1170	-3.7	
Susie Gyarfas, Cal	35	132	3.77	Shippensburg	28	679	1701	.399	Edinboro	998	1276	-9.9	
Becky Savage, Kutz	28	68	2.43	Bloomsburg	26	636	1575	.404	East Stroudsburg	926	1229	-11.2	
Rachel Reider, Mans	26	47	1.81	Clarion	27	661	1619	.408	Assists	GP	No.	Avg.	
Shivonne Augustine, Chey	27	48	1.78	Slippery Rock	26	635	1538	.413	California (Pa.)	35	615	17.57	
Kristy Garner, Mill	29	39	1.34	Lock Haven	25	599	1445	.415	Clarion	27	462	17.11	
Kim Strickland, Ship	28	33	1.18	Edinboro	28	709	1649	.430	Edinboro	28	469	16.75	
Karen Yeasted, Bloom	26	27	1.04	East Stroudsburg	27	726	1647	.441	Kutztown	28	447	15.96	
Natasha Howard, Mill	29	30	1.03	3-Point Field Goal Pct.	GP	3FG	3FGA	Pct.	Mansfield	26	401	15.42	
Sarah Zdesar, IUP	28	28	1.00	Kutztown	28	166	446	.372	Indiana (Pa.)	28	401	14.32	
Monique Boykins, Kutz	27	26	0.96	West Chester	32	136	399	.341	Bloomsburg	26	362	13.92	
				California (Pa.)	35	91	268	.340	West Chester	32	445	13.91	
				Mansfield	26	135	401	.337	Shippensburg	28	379	13.54	
				Bloomsburg	26	126	389	.324	Millersville	29	384	13.24	
				Shippensburg	28	148	462	.320	Lock Haven	25	329	13.16	
				Slippery Rock	26	132	417	.317	Slippery Rock	26	312	12.00	
				Clarion	27	125	400	.312	East Stroudsburg	27	268	9.93	
				East Stroudsburg	27	127	422	.301	Cheyney	27	267	9.89	
				Edinboro	28	183	615	.298	Steals	GP	No.	Avg.	
				Indiana (Pa.)	28	82	296	.277	Millersville	29	421	14.52	
				Lock Haven	25	50	191	.262	Clarion	27	330	12.22	
				Millersville	29	84	326	.258	West Chester	32	357	11.16	
				Cheyney	27	67	288	.233	Edinboro	28	309	11.04	
				3-Point FG Per Game	GP	3FG	3FGA	Avg.	California (Pa.)	35	358	10.23	
				Edinboro	28	183	615	6.54	Mansfield	26	260	10.00	
				Kutztown	28	166	446	5.93	Lock Haven	25	245	9.80	
				Shippensburg	28	148	462	5.29	Cheyney	27	262	9.70	
				Mansfield	26	135	401	5.19	East Stroudsburg	27	254	9.41	
				Slippery Rock	26	132	417	5.08	Indiana (Pa.)	28	244	8.71	
				Bloomsburg	26	126	389	4.85	Bloomsburg	26	211	8.12	
				East Stroudsburg	27	127	422	4.70	Shippensburg	28	221	7.89	
				Clarion	27	125	400	4.63	Slippery Rock	26	188	7.23	
				West Chester	32	136	399	4.25	Kutztown	28	192	6.86	
				Indiana (Pa.)	28	82	296	2.93	Blocked Shots	GP	No.	Avg.	
				Millersville	29	84	326	2.90	California (Pa.)	35	181	5.17	
				Cheyney	27	67	288	2.48	Kutztown	28	139	4.96	
				Lock Haven	25	50	191	2.00	Millersville	29	114	3.93	
				3-Point FG Pct. Defense	GP	3FG	3FGA	Pct.	Mansfield	26	89	3.42	
				Millersville	29	97	353	.275	Shippensburg	28	89	3.42	
				California (Pa.)	35	128	462	.277	Cheyney	27	85	3.15	
				Indiana (Pa.)	28	122	437	.279	West Chester	32	86	2.69	
				Cheyney	27	116	405	.286	Indiana (Pa.)	28	73	2.61	
				Edinboro	28	84	293	.287	Bloomsburg	26	60	2.31	
				Slippery Rock	26	120	400	.300	Clarion	27	60	2.22	
				Kutztown	28	117	382	.306	Slippery Rock	26	54	2.08	
				Bloomsburg	26	110	355	.310	East Stroudsburg	27	50	1.85	
				Shippensburg	28	112	359	.312	Lock Haven	25	36	1.44	
				Lock Haven	25	124	397	.312	Edinboro	28	37	1.32	
				West Chester	32	135	430	.314	Turnover Margin	Own	Opp	Margin	
				East Stroudsburg	27	101	312	.324	Millersville	563	759	+6.76	
				Mansfield	26	125	369	.339	Edinboro	440	621	+6.46	
				Clarion	27	131	371	.353	West Chester	617	690	+2.28	
				Free Throw Pct.	GP	FT	FTA	Pct.	California (Pa.)	644	704	+1.71	
				Indiana (Pa.)	28	536	731	.733	Cheyney	538	562	+0.89	
				Slippery Rock	26	306	422	.725	Indiana (Pa.)	518	529	+0.39	
				Shippensburg	28	459	648	.708	East Stroudsburg	544	552	+0.30	
				Mansfield	26	363	516	.703	Clarion	604	602	-0.07	
				California (Pa.)	35	485	694	.699	Lock Haven	519	510	-0.36	
				Bloomsburg	26	445	642	.693	Mansfield	562	511	-1.96	
				Millersville	29	458	664	.690	Slippery Rock	482	415	-2.58	
				Kutztown	28	351	510	.688	Bloomsburg	547	458	-3.42	
				East Stroudsburg	27	397	580	.684	Shippensburg	597	488	-3.89	
				Lock Haven	25	347	513	.676	Kutztown	577	462	-4.11	
				West Chester	32	404	598	.676					
				Edinboro	28	418	629	.665					

Team Statistics

Scoring	GP	Pts.	Avg.	
California (Pa.)	35	2684	76.7	
Indiana (Pa.)	28	2038	72.8	
Edinboro	28	2031	72.5	
Clarion	27	1915	70.9	
Bloomsburg	26	1827	70.3	
West Chester	32	2210	69.1	
Mansfield	26	1752	67.4	
Millersville	29	1950	67.2	
Shippensburg	28	1865	66.6	
Kutztown	28	1731	61.8	
Lock Haven	25	1505	60.2	
Slippery Rock	26	1514	58.2	
Cheyney	27	1560	57.8	
East Stroudsburg	27	1548	57.3	
Scoring Defense	GP	Pts.	Avg.	
California (Pa.)	35	1910	54.6	
Millersville	29	1698	58.6	
West Chester	32	1959	61.2	
Cheyney	27	1711	63.4	
Kutztown	28	1820	65.0	
Slippery Rock	26	1691	65.0	
Indiana (Pa.)	28	1839	65.7	
Lock Haven	25	1666	66.6	
Bloomsburg	26	1745	67.1	
Shippensburg	28	1915	68.4	
Clarion	27	1866	69.1	
Edinboro	28	1953	69.8	
Mansfield	26	1823	70.1	
East Stroudsburg	27	1931	71.5	
Scoring Margin	Own	Opp	Margin	
California (Pa.)	76.7	54.6	+22.1	
Millersville	67.2	58.6	+8.7	
West Chester	69.1	61.2	+7.8	
Indiana (Pa.)	72.8	65.7	+7.1	
Bloomsburg	70.3	67.1	+3.2	
Edinboro	72.5	69.8	+2.8	
Clarion	70.9	69.1	+1.8	
Shippensburg	66.6	68.4	-1.8	
Mansfield	67.4	70.1	-2.7	
Kutztown	61.8	65.0	-3.2	
Cheyney	57.8	63.4	-5.6	
Lock Haven	60.2	66.6	-6.4	
Slippery Rock	58.2	65.0	-6.8	
East Stroudsburg	57.3	71.5	-14.2	
Field Goal Pct.	GP	FG	FGA	Pct.
California (Pa.)	35	1054	2175	.485
Clarion	27	689	1546	.446
West Chester	32	835	1956	.427
Mansfield	26	627	1496	.419
Indiana (Pa.)	28	710	1715	.414
Bloomsburg	26	628	1526	.412
Edinboro	28	715	1797	.398

2002-03 Review

Fighting Scots Crawl to PSAC Playoffs Behind Blend of Veterans and Youth


The good news entering the 2002-03 season was that Edinboro returned four starters. The bad news was that the year before that group had finished with an uncharacteristic 12-14 record. To make matters even worse, few expected the Fighting Scots to improve, as the PSAC West coaches chose Edinboro fifth in their preseason poll.

Were those coaches ever wrong. Despite again facing a severe rebounding deficit all year, the Fighting Scots jumped out to a quick start and finished with a 16-12 record. That included a 6-6 finish in the PSAC West, good enough for a tie for third in the conference and a berth in the PSAC Playoffs.

In Krystal Henson the Fighting Scots knew what they had, one of the best three-point shooters in the country. But few could have predicted the type of season fellow senior Lachelle Crawl would enjoy.

The 5'8" forward finished as the second-leading scorer in the PSAC with 19.4 ppg. She finished with 543 points, the tenth-highest total in school history. Crawl scored 491 points in her first three seasons. Despite her lack of height, she did most of her damage with a myriad of inside moves. In fact, she set school records for free throws made (152) and attempted (235).

While Crawl was surprising with her inside firepower, Henson concluded an excellent career by shattering what few three-point records she didn't hold.



Krystal Henson

Henson made 77 of 253 three-pointers to finish as the career-recordholder for three-pointers made (275) and attempted (803). She averaged 13.3 ppg., the third straight year the 5'3" guard scored in double figures.

Crawl earned first team All-PSAC West honors, while Henson was accorded second team honors for the second straight year. Both eclipsed 1,000 points for their career, with Henson finishing tenth in career scoring with 1,263 points, and Crawl departing as the 18th-leading career scorer with 1,034 markers.

Several other Scots had promising seasons. Freshman Maria DiVecchio averaged 9.2 ppg. and 6.4 rpg. and shot a team-leading 51.9 percent from the floor. Junior point guard Courtney Thompson handed out 128 assists and turned the ball over just 58 times. Finally, former high school teammates Jodi Calderone and Callie Iorfido were reunited, with Calderone averaging 9.2 ppg. and making 62 three-pointers, and Iorfido handing out 108 assists.

The Fighting Scots began the year with four straight wins, including defeats of backyard rivals Gannon and Mercyhurst. Edinboro scored at least 79 points in all four games, but visits to McComb Fieldhouse by the top two teams in the PSAC East ended that streak. Millersville handed the Scots their first loss of the season, 81-52, and a day later West Chester made it two straight losses with a 79-60 victory.

The offense got back in gear the next five games, with four wins during that span. It began with a second win in two weeks over Mercyhurst, plus triumphs over Salem International and East Stroudsburg. Bloomsburg marred the five-game stretch with a 75-68 win at McComb Fieldhouse.

The Scots ended the 2002 portion of the season in the Bryant Tournament, defeating Molloy before losing to Bryant.

The New Year began with three more PSAC crossover games against the Eastern Division before PSAC West play began. The Scots won two of those, against

Kutztown and Cheyney, to enter league play with a 10-6 ledger.

PSAC West action began with a loss as Slippery Rock's Missy McKavish burned the Scots for 39 points in a 79-73 win at SRU. But the friendly confines of McComb Fieldhouse proved the perfect tonic for Edinboro, with three straight home wins ensuing. That included a narrow 66-65 win over Indiana(Pa.) and a 90-72 thrashing of long-time nemesis Shippensburg.

With a 3-1 league record, the Scots began February in California(Pa.) against the Vulcans, one of the top teams in Division II. Playing possibly its best game of the year, Edinboro looked ready to spring an upset only to see the Vulcans come up with a steal and layup in the final seconds for a 67-65 win.

Following a loss at Clarion, Edinboro posted back-to-back wins over Lock Haven and Slippery Rock. In the latter game, the Scots limited McKavish, the PSAC's leading scorer, to just 10 points in a 48-44 win.

Edinboro would win just one more game, however. The 74-69 win over Clarion assured the Scots of a berth in the PSAC Playoffs, and following another narrow loss to California(Pa.), this one 79-76, the Scots looked ready for the playoffs.

Instead, Edinboro traveled to Indiana(Pa.) and was dominated by the Indians, 86-59. Rebounding, a problem the last two years, was again the culprit, as the much bigger Indians held a 19 rebound advantage.



Lachelle Crawl

2002-03 Final Statistics

FINAL RECORD: 16-12
PSAC West: 6-6

PLAYER	G-GS	MIN	M/G	FG-FGA	Pct.	3FG-3FGA	Pct.	FT-FTA	Pct.	REB	AVG	A	TO	BL	ST	PF-D	PTS	AVG
Lachelle Crawl	28-28	915	32.7	195-403	.484	1-11	.091	152-235	.647	189	6.8	37	80	5	56	83-4	543	19.4
Krystal Henson	28-28	875	31.3	113-365	.310	77-253	.304	68-79	.861	74	2.6	68	66	0	33	53-1	371	13.3
Maria DiVecchio	28-18	718	25.6	109-210	.519	1-3	.333	39-62	.629	179	6.4	22	38	6	25	48-0	258	9.2
Jodi Calderone	28-8	659	23.5	82-230	.357	62-187	.332	31-43	.721	41	1.5	22	32	4	31	67-4	257	9.2
Suzanne Petruska	28-19	524	18.7	64-145	.441	23-69	.333	18-31	.581	125	4.5	58	52	6	45	88-5	169	6.0
Courtney Thompson	28-28	713	25.5	31-104	.298	13-42	.310	42-57	.737	65	2.3	128	58	5	41	64-2	117	4.2
Callie Iorfido	28-0	437	15.6	31-94	.330	4-26	.154	48-79	.608	49	1.8	108	42	0	40	51-0	114	4.1
Jessi Montie	28-1	336	12.0	48-115	.417	0-3	.000	10-25	.400	55	2.0	12	38	3	21	53-1	106	3.8
Shaton Williams-Burden	20-9	316	15.8	35-108	.324	2-20	.100	10-16	.625	93	4.7	10	23	2	14	47-1	82	4.1
Amy Stevens	13-1	60	4.6	4-12	.333	0-1	.000	0-2	.000	17	1.3	2	5	3	2	16-0	8	0.6
Cassandra Leopold	12-0	47	3.9	3-11	.273	0-1	.000	0-0	.000	11	0.9	2	4	3	1	3-0	6	0.5
EDINBORO TOTALS	28	5600		715-1797	.398	183-616	.297	418-629	.665	998	35.6	469	440	37	309	573-18	2031	72.5
OPPONENT TOTALS	28	5600		709-1649	.430	84-293	.287	451-672	.671	1276	47.5	398	621	110	197	536-1953	69.8	

Date	Opponent	Score	Att.	Hi Scorer	Hi Rebounder	Opp Hi Scorer	Opp Hi Rebounder
Red Roof Inn State/Tech Classic							
Nov. 22	vs. West Virginia Tech	W 95-68	-	Crawl (25)	Crawl (10) DiVecchio(10)	Mariner (17)	Mariner (9)
Nov. 23	vs. West Virginia State	W 80-64	127	Henson (31)	Crawl (13)	Qudonya (19)	LaRhonda (10)
Nov. 26	GANNON	W 80-72	600	Crawl (19)	Petruska (11)	Jones (13)	Chapman (8) Duncan (8)
Dec. 2	MERCYHURST	W 79-59	300	Crawl (30)	DiVecchio (10)	Lorincz (14)	Sonickson (10)
Dec. 6	MILLERSVILLE	L 52-81	200	Crawl (10)	Crawl (8)	Banks (24)	Robles (13)
Dec. 7	WEST CHESTER	L 60-79	150	Crawl (18)	DiVecchio (5) Stevens (5)	Muldoon (24)	Manlove (12)
Dec. 17	at Mercyhurst	W 85-76	350	Henson (26)	DiVecchio (8)	Ross (18)	Weir (14)
Dec. 18	SALEM INT'L	W 76-40	100	Crawl (14) Henson (14)	Williams-Burden (10)	Box (9) Mazeikaite (9)	Box (16)
Dec. 21	BLOOMSBURG	L 68-75	100	Crawl (25)	Crawl (8)	Roe (18)	Bryan (16)
Dec. 22	EAST STROUDSBURG	W 75-65	100	Crawl (28)	Crawl (15)	Cox (24) Weir (24)	Wolfe (11)
BRYANT COLLEGE TOURNAMENT							
Dec. 28	vs. Molloy	W 97-70	234	Crawl (27)	Crawl (14)	Bruno (23)	Bruno (16)
Dec. 29	at Bryant	L 61-67	321	Henson (19)	Petruska (8)	McConnell (24)	McConnell (12)
Jan. 4	at Mansfield	L 82-93	111	Petruska (18)	DiVecchio (10)	Mosley (22) Pfeiffer (22)	Purnell (10)
Jan. 11	at Kutztown	W 71-58	120	Henson (22)	DiVecchio (9)	Warntz (20)	Dudeck (11)
Jan. 12	at Cheyney	W 59-54	107	Calderone (17) Henson (17)	Williams-Burden (10)	Augustine (13) Smith (13)	Slayton (13)
Jan. 15	at Slippery Rock	L 73-79	750	Crawl (16)	DiVecchio (7)	McKavish (38)	Green (8) Frankovich (8)
Jan. 18	LOCK HAVEN	W 96-72	300	Crawl (31)	Petruska (8)	Shadduck (17)	Daniels (5) Shadduck (5)
Jan. 22	INDIANA (PA)	W 66-65	350	Crawl (27)	DiVecchio (7)	Zdesar (18)	Taylor (10)
Jan. 25	SHIPPENSBURG	W 90-72	250	Crawl (27)	Crawl (7)	Swingler (24)	Kelly (10)
Feb. 1	at California (Pa.)	L 65-67	750	Crawl (24)	Crawl (10)	Gottuso (19)	Siembak (11)
Feb. 5	at Clarion	L 69-92	800	Crawl (24)	Crawl (5) Henson (5)	Cigich (23)	Cigich (10)
Feb. 8	at Lock Haven	W 71-62	350	Crawl (23)	Crawl (7) Petruska (7)	Daniels (14)	Daniels (16)
Feb. 12	SLIPPERY ROCK	W 48-44	300	DiVecchio (14)	Crawl (6)	Frankovich (15)	Green (20)
Feb. 15	at Shippensburg	L 58-73	600	Crawl (15)	DiVecchio (8)	Swingler (19)	Kelly (17)
Feb. 19	at Indiana (Pa.)	L 66-72	350	Crawl (17) Petruska (17)	Petruska (9)	Martin (20)	Zdesar (19)
Feb. 26	CLARION	W 74-69	300	Crawl (22)	Crawl (9)	Cigich (23)	Cigich (14)
Mar. 1	CALIFORNIA (PA)	L 76-79	500	Crawl (26)	Crawl (5)	Siembak (17)	McKinney (8)
Mar. 4	at Indiana (Pa.)	L 59-86	450	Crawl (22)	Petruska (8)	Zdesar (32)	Zdesar (19)

Year-by-Year Records

Year	W	L	Pct.	Coach	Year	W	L	Pct.	Coach
The Judy Sauer Era (160-68, 14 years)					The Stan Swank Era (271-175, 16 years)				
1966-67	5	0	1.000	Judy Sauer	1984-85	10	15	.400	Monica Pellman
1967-68	6	2	.750	Judy Sauer	1985-86	11	14	.440	Monica Pellman
1968-69	7	1	.875	Judy Sauer	1986-87	9	15	.375	Monica Pellman
1969-70	8	2	.800	Judy Sauer	The Stan Swank Era (271-175, 16 years)				
1970-71	5	4	.556	Judy Sauer	1987-88	14	11	.560	Stan Swank
1971-72	5	3	.625	Judy Sauer	1988-89	21	6	.778	Stan Swank
1972-73	10	0	1.000	Judy Sauer	1989-90	27	3	.900	Stan Swank
1973-74	7	4	.636	Judy Sauer	1990-91	8	19	.296	Stan Swank
1974-75	17	6	.739	Judy Sauer	1991-92	22	8	.733	Stan Swank
1975-76	20	6	.769	Judy Sauer	1992-93	18	12	.600	Stan Swank
1976-77	17	7	.708	Judy Sauer	1993-94	10	15	.400	Stan Swank
1977-78	13	12	.520	Judy Sauer	1994-95	15	11	.577	Stan Swank
1978-79	18	9	.667	Judy Sauer	1995-96	15	13	.536	Stan Swank
1979-80	22	12	.647	Judy Sauer	1996-97	24	9	.727	Stan Swank
The Kathleen Lipkovich Era (28-41, 3 years)					1997-98	23	8	.742	Stan Swank
1980-81	11	16	.407	Kathleen Lipkovich	1998-99	16	10	.615	Stan Swank
1981-82	5	14	.263	Kathleen Lipkovich	1999-00	13	14	.481	Stan Swank
1982-83	12	11	.521	Kathleen Lipkovich	2000-01	17	10	.630	Stan Swank
The Monica Pellman Era (43-56, 4 years)					2001-02	12	14	.461	Stan Swank
1983-84	13	12	.520	Monica Pellman	2002-03	16	12	.571	Stan Swank
					37 Seasons	502	340	.596	4 Head Coaches

EDINBORO IN 100-POINT GAMES

Opponent	Score	Year	Opponent	Score	Year
Fredonia State	W, 104-25	1974-75	Seton Hill	W, 111-65	1991-92
Gannon	W, 109-42	1974-75	Florida Inst. of Tech.	L, 111-125	1991-92
Gannon	W, 129-31	1975-76	Clarion	W, 113-100	1991-92
Mercyhurst	W, 101-24	1975-76	Lock Haven	W, 105-82	1991-92
Jamestown CC	W, 100-42	1976-77	Michigan-Dearborn	W, 104-76	1992-93
Buffalo State	W, 103-27	1976-77	Ohio Dominican	W, 113-72	1992-93
Gannon	W, 120-22	1976-77	Clarion	L, 84-105	1992-93
Indiana(Pa.)	W, 118-86	1976-77	Clarion	L, 81-104	1992-93
Gannon	W, 105-69	1977-78	Lake Erie	W, 110-47	1993-94
Jamestown CC	W, 116-23	1977-78	Seton Hill	W, 112-83	1994-95
Jamestown CC	W, 115-28	1977-78	Mansfield	W, 110-54	1994-95
Akron	W, 103-62	1977-78	Mansfield	W, 110-64	1994-95
Maryland	L, 70-104	1979-80	Lock Haven	W, 104-75	1994-95
Clarion	W, 104-62	1979-80	IUPU-Ft. Wayne	L, 90-106	1995-96
St. Bonaventure	W, 103-54	1980-81	Seton Hill	W, 107-58	1995-96
West Virginia	L, 90-101	1980-81	California(Pa.)	W, 119-116 3ot	1995-96
Penn State	L, 40-100	1980-81	Lock Haven	W, 108-80	1995-96
Mercyhurst	W, 103-57	1987-88	Seton Hill	W, 101-63	1996-97
Shippensburg	W, 102-70	1987-88	Westminster	W, 113-72	1996-97
St. Leo	W, 106-50	1988-89	Point Park	W, 101-72	1996-97
Dyke	W, 107-83	1988-89	LaRoche	W, 103-51	1996-97
Fairmont State	W, 103-66	1989-90	Pitt-Bradford	W, 101-46	1996-97
Clarion	W, 101-56	1989-90	Bridgeport	W, 115-21	1999-00
Cheyney	W, 110-86	1989-90	Columbia Union	W, 119-33	1999-00
Clarion	L, 80-105	1990-91	Clarion	W, 100-79	1999-00
Salem-Teikyo	W, 110-70	1991-92	Daemen	W, 101-62	2000-01
Kutztown	W, 110-72	1991-92			

Individual & Team Records

INDIVIDUAL GAME

Most Points: 41 by Amy Rapelje vs. Kutztown, 1995-96; Shauna Nevel vs. IUPUI Fort Wayne, 1995-96; Tina Skidmore vs. Clarion, 1980-81
Most Field Goals Made: 18 by Amy Rapelje vs. Kutztown, 1995-96; by Tina Skidmore vs. Clarion, 1980-81
Most Field Goals Attempted: 38 by Shauna Nevel vs. IUPUI-Fort Wayne, 1995-96
Most Free Throws Made: 16 by Jessica Rowe vs. California(Pa.), 1999-2000
Most Free Throws Attempted: 22 by Jessica Rowe vs. California(Pa.), 1999-2000
Most 3-Point Field Goals Made: 10 by Krystal Henson vs. Columbia Union, 2001-02
Most 3-Point Field Goals Attempted: 17 by Meghan Miller vs. California(Pa.), 1996-97; by Mari Hollman vs. Slippery Rock, 1990-91; by Krystal Henson vs. Indiana(Pa.), 2001-02
Most Rebounds: 27 by Tammy Walker-Strode vs. West Liberty, 1991-92
Most Assists: 16 by Andrea Martre vs. Shawnee State, 1989-90
Most Turnovers: 11 by Desiree Alexander vs. Mercyhurst, 1991-92
Most Steals: 12 by Pam Artman vs. Mansfield, 1994-95
Most Blocked Shots: 6 by Terri Ayers vs. Point Park, 1990-91

SEASON

Most Points: 691 by Tammy Walker-Strode, 1991-92
Highest Scoring Average: 23.6 by Marin Hightower, 1999-2000
Most Field Goals Made: 288 by Tammy Walker-Strode, 1991-92
Most Field Goals Attempted: 609 by Lori Dolby, 1979-80
Highest Field Goal Percentage: .601 by Tammy Walker-Strode, 1991-92 (288 of 479)
Most 3-Point Field Goals Made: 88 by Krystal Henson, 2001-02
Most 3-Point Field Goals Attempted: 253 by Krystal Henson, 2002-03
Highest 3-Point Field Goal Percentage: .462 by Jessica Rowe, 1999-2000
Most Free Throws Made: 152 by Lachelle Crawl, 2002-03
Most Free Throws Attempted: 235 by Lachelle Crawl, 2002-03
Highest Free Throw Percentage: .866 by Sarah Bishop, 1989-90 (105 of 121)

Most Rebounds: 473 by Heather Gates, 1996-97
Highest Rebounding Average: 14.5 by Tammy Walker-Strode, 1991-92
Most Assists: 236 by Andrea Martre, 1989-90
Most Steals: 108 by Jeannine Jean-Pierre, 1992-93
Most Blocked Shots: 76 by Terri Ayers, 1992-93
Most Games Played: 34 by Audrey Scott, 1979-80; Linda Shorter, 1979-80; Beth Tarasi, 1979-80

CAREER

Most Points: 1,846 by Jessica Rowe, 1996-2000
Highest Scoring Average: 22.3 Tammy Walker-Strode, 1990-92
Most Field Goals Made: 698 by Sarah Bishop, 1986-90
Most Field Goals Attempted: 1,604 by Jessica Rowe, 1996-2000
Highest Field Goal Percentage: .573 by Tammy Walker-Strode, 1990-92 (532 of 909)
Most 3-Point Field Goals Made: 275 by Krystal Henson, 1999-2003
Most 3-Point Field Goals Attempted: 803 by Krystal Henson, 1999-2003
Highest 3-Point Field Goal Percentage: .377 by Meghan Miller, 1995-99
Most Free Throws Made: 400 by Jessica Rowe, 1996-2000
Most Free Throws Attempted: 643 by Heather Gates, 1994-98
Highest Free Throw Percentage: .760 by Sarah Bishop, 1986-90 (259 of 341)
Most Rebounds: 1,301 by Heather Gates, 1994-98
Highest Rebounding Average: 13.6 by Tammy Walker-Strode, 1990-92
Most Assists: 500 by Pam Artman, 1991-95
Most Steals: 304 by Pam Artman, 1991-95
Most Blocked Shots: 159 by Terri Ayers, 1990-93
Most Games Played: 117 by Heather Gates and Tami Piljuga, 1994-98

TEAM GAME

Most Points Scored: 129 vs. Gannon, 1975-76
Most Points in a Half: 69 vs. Indiana(Pa.), 1976-77
Most Combined Points: 236 vs. Florida Inst. of Technology (FIT 125, Edinboro 111), 1991-92
Fewest Points Scored: 24 vs. Thiel, 1966-67
Largest Margin of Victory: 98 vs. Gannon (Edinboro 120, Gannon 22), 1976-77; vs. Gannon (Edinboro 129, Gannon 31), 1975-76
Largest Margin of Defeat: 60 vs. Penn State (Penn State 100, Edinboro 40), 1980-81

Most Field Goals Made: 60 vs. Gannon, 1975-76
Most Field Goals Attempted: 113 vs. Florida Inst. of Technology, 1991-92
Highest Field Goal Percentage: .602 vs. Ohio Dominican, 1992-93
Most 3-Point Field Goals Made: 16 vs. California(Pa.), 1996-97
Most 3-Point Field Goals Attempted: 50 vs. California(Pa.), 1996-97
Highest 3-Point Field Goal Percentage: .800 vs. Ohio Valley, 1999-2000 (8 of 10)
Most Free Throws Made: 36 vs. California(Pa.), 1995-96 & 1999-2000
Most Free Throws Attempted: 56 vs. California(Pa.), 1999-2000
Highest Free Throw Percentage: 1.000 vs. Indiana(Pa.), 1996-97 (11 of 11)
Most Rebounds: 82 vs. West Liberty, 1991-92
Most Assists: 35 vs. Kutztown, 1991-92
Most Turnovers: 42 vs. Mercyhurst, 1990-91
Most Steals: 35 vs. Mansfield, 1994-95
Most Blocked Shots: 10 vs. Point Park, 1990-91

SEASON

Most Wins: 27 in 1989-90
Most Losses: 19 in 1990-91
Fewest Wins: 5 in 1971-72, 1970-71 and 1966-67
Fewest Losses: 0 in 1972-73 and 1966-67
Highest Winning Percentage: 1.000 in 1972-73 (10-0)
Lowest Winning Percentage: .263 in 1981-82 (5-14)
Most Points Scored: 2,708 in 1991-92
Highest Scoring Average: 90.3 in 1991-92
Most Field Goals Made: 1,109 in 1991-92
Most Field Goals Attempted: 2,530 in 1979-80
Highest Field Goal Percentage: .449 in 1991-92
Most 3-Point Field Goals Made: 193 in 2001-02
Most 3-Point Field Goals Attempted: 616 in 2002-03
Highest 3-Point Field Goal Percentage: .404 in 1999-2000
Most Free Throws Made: 568 in 1996-97
Most Free Throws Attempted: 813 in 1996-97
Highest Free Throw Percentage: .699 in 1996-97
Most Rebounds: 1,676 in 1979-80
Highest Rebounding Average: 55.3 in 1991-92
Most Assists: 705 in 1991-92
Most Turnovers: 641 in 1990-91
Most Steals: 425 in 1992-93
Most Blocked Shots: 166 in 1975-76
Most Games: 35 in 1996-97

EDINBORO IN THE NCAA DIVISION II PLAYOFFS

1989-90

NCAA East Regional

Edinboro 82, Bloomsburg 62
 Lock Haven 89, Edinboro 70

1991-92

NCAA East Regional

Clarion 85, Edinboro 70 ot

1992-93

NCAA East Regional

Pitt-Johnstown 88, Edinboro 76 ot



1996-97

NCAA East Regional

Edinboro 87, West Liberty 75
 Edinboro 64, West Chester 56
 Edinboro 70, High Point 68

NCAA Elite Eight


North Dakota 81, Edinboro 46

NCAA East Regional


Edinboro 81, Charleston (WV) 73
 Shippensburg 88, Edinboro 78

1997-98

Career Records



Montique Wade



Jessica Rowe

POINTS

1.	Jessica Rowe (1996-2000)	1846
2.	Montique Wade (1986-90)	1775
3.	Sarah Bishop (1986-90)	1652
4.	Meghan Miller (1995-99)	1426
5.	Shauna Nevel (1992-96)	1384
6.	Lori Montgomery (1992-96)	1356
7.	Tina Skidmore (1977-81)	1337
8.	Heather Gates (1994-98)	1320
9.	Tammy Walker-Strode (1990-92)	1273
10.	Krystal Henson (1999-2003)	1263
11.	Marin Hightower (1997-2000)	1218
12.	Jeannine Jean-Pierre (1991-93)	1203
13.	Audrey Scott (1976-80)	1191
14.	Ellen Mulligan (1980-84)	1169
15.	Amy Rapelje (1994-98)	1105
16.	Mary Ann Chilcott (1981-85)	1068
17.	Lori Dolby (1977-80)	1067
18.	Lachelle Crawl (1999-2003)	1034
19.	Pam Artman (1991-95)	1021
20.	Sheilah Collins (1974-77)	1001
21.	Mary Beth Heise (1981-85)	932
22.	Robin Boyd (1982-86)	902
23.	Kate Kosewicz (1974-77)	882
24.	Desiree Alexander (1990-92)	859
25.	Andrea Martre (1988-90)	839

SCORING AVERAGE

1.	Tammy Walker-Strode (1990-92)	22.3
2.	Jeannine Jean-Pierre (1991-93)	20.7
3.	Marin Hightower (1997-2000)	16.7
	Montique Wade (1986-90)	16.7
5.	Marie Gilliland (1984-85)	16.1
6.	Jessica Rowe (1996-2000)	15.9
7.	Sarah Bishop (1986-90)	15.7
8.	Demetra Adams (1989-90)	15.6
9.	Desiree Alexander (1990-92)	15.1
10.	Laticia Brown (1994-96)	14.9
11.	Andrea Martre (1988-90)	14.7
12.	Esther McCary (1980-81)	14.4
13.	Sheilah Collins (1974-77)	14.0
14.	Lori Dolby (1978-80)	13.9
15.	Tina Skidmore (1977-78, '79-81)	13.0

REBOUNDS

1.	Heather Gates (1994-98)	1,301
2.	Montique Wade (1986-90)	1,113
3.	Tina Skidmore (1977-81)	809
4.	Tammy Walker-Strode (1990-92)	777
5.	Terri Ayers (1990-93)	721
6.	Amy Rapelje (1994-98)	716
7.	Kim Vay (1998-2001)	704
8.	Audrey Scott (1976-80)	654
9.	Jeannine Jean-Pierre (1991-93)	604
10.	Sarah Bishop (1986-90)	565
11.	Linda Shorter (1979-81)	564
12.	Shauna Nevel (1992-96)	552
13.	Kate Kosewicz (1974-77)	530
14.	Ellen Mulligan (1980-84)	528
15.	Marin Hightower (1997-2000)	520

REBOUNDING AVERAGE

1.	Tammy Walker-Strode (1990-92)	13.6
2.	Heather Gates (1994-98)	11.1
3.	Montique Wade (1986-90)	10.5
4.	Jeannine Jean-Pierre (1991-93)	10.4
5.	Mag McCarthy (1973-74)	10.2
6.	Toyia Giles (1988-90)	10.1
7.	Linda Shorter (1979-81)	9.6
8.	Kim Vay (1998-2001)	8.8
9.	Terri Ayers (1990-93)	8.3
10.	Laticia Brown (1994-96)	7.7
11.	Shelly Walker (1988-91)	7.7
12.	Tina Skidmore (1977-78, '79-81)	7.6
13.	Kate Kosewicz (1974-77)	7.3
14.	Francine Greco (1985-87)	7.2
15.	Amy Rapelje (1994-98)	7.1

FIELD GOAL PERCENTAGE

(minimum 100 field goals made)

1.	Tammy Walker-Strode (1990-92)	(532-909)	.573
2.	Amy Rapelje (1994-98)	(463-890)	.520
3.	Terri Ayers (1990-93)	(330-746)	.510
4.	Toyia Giles (1988-90)	(170-349)	.487
5.	Sheilah Collins (1974-77)	(375-777)	.483
6.	Marin Hightower (1997-2000)	(483-1002)	.482
7.	Kim Vay (1998-2001)	(147-305)	.477
8.	Rhani Rochon (1995-98)	(141-292)	.472
9.	Erika Sauer (1974-77)	(324-688)	.471
10.	Heather Gates (1994-98)	(416-984)	.468

FIELD GOALS MADE

1.	Sarah Bishop (1986-90)	698
2.	Montique Wade (1986-90)	689
3.	Jessica Rowe (1996-2000)	653
4.	Lori Montgomery (1992-96)	541
	Shauna Nevel (1992-96)	541
6.	Tammy Walker-Strode (1990-92)	521
7.	Jeannine Jean-Pierre (1991-93)	500
8.	Meghan Miller (1995-99)	491
9.	Marin Hightower (1997-2000)	483
10.	Amy Rapelje (1994-98)	463
11.	Heather Gates (1994-98)	461
12.	Tina Skidmore (1977-78, '79-80)	446
13.	Krystal Henson (1999-2003)	407
14.	Pam Artman (1991-95)	400
15.	Ellen Mulligan (1980-81, '82-84)	396

FIELD GOALS ATTEMPTED

1.	Jessica Rowe (1996-2000)	1,604
2.	Montique Wade (1986-90)	1,577
3.	Sarah Bishop (1986-90)	1,506
4.	Shauna Nevel (1992-96)	1,397
5.	Lori Montgomery (1992-96)	1,373
6.	Meghan Miller (1995-99)	1,296
7.	Krystal Henson (1999-2003)	1,168
8.	Jeannine Jean-Pierre (1991-93)	1,152
9.	Pam Artman (1991-95)	1,060
10.	Tina Skidmore (1977-78, '79-80)	1,005
11.	Marin Hightower (1997-2000)	1,002
12.	Audrey Scott (1976-78, 79-80)	993
13.	Heather Gates (1994-98)	984

Career Records

14. Mary Beth Heise (1982-85)929
15. Tammy Walker-Strode (1990-92) . . .909

FREE THROW PERCENTAGE

(minimum 100 attempts)

1. Sarah Bishop (1986-90) (259-341) .760
2. Andrea Martre (1988-90) (151-199) .759
3. Meghan Miller (1995-99) (222-293) .758
4. Krystal Henson (1999-2003)
(174-231) .753
5. Jessica Rowe (1996-00) (400-532) .752
6. Kathy Nelson (1975-78) (103-137) .751
7. Barb Moran (1975-78) (134-179) .750
8. Mary Ann Chilcott (1982-85)
(134-179) .750
9. Audry Scott (1976-78, '79-80)
(98-132) .742
10. Jeannine Jean-Pierre (1991-93)
(165-224) .737

FREE THROWS MADE

1. Jessica Rowe (1996-2000)400
2. Heather Gates (1994-98)397
3. Montique Wade (1986-90)394
4. Lachelle Crawl (1999-2003)301
5. Sarah Bishop (1986-90)259
6. Sheilah Collins (1974-77)251
7. Marin Hightower (1997-2000)248
8. Kim Vay (1998-2001)238
9. Robin Boyd (1982-86)232
10. Tammy Walker-Strode (1990-92) . . .231
11. Meghan Miller (1995-99)222
12. Lori Montgomery (1992-96)210
13. Shauna Nevel (1992-96)203
14. Tina Skidmore (1977-78, '79-81) . . .190
15. Amy Rapelje (1994-98)179

FREE THROWS ATTEMPTED

1. Heather Gates (1994-98)643
2. Montique Wade (1986-90)616
3. Jessica Rowe (1996-2000)533
4. Lachelle Crawl (1999-2003)476
5. Marin Hightower (1997-2000)372
6. Kim Vay (1998-2001)367
7. Tammy Walker-Strode (1990-92) . . .354
8. Sheilah Collins (1974-77)353
9. Robin Boyd (1982-86)351
10. Sarah Bishop (1986-90)341
11. Shauna Nevel (1992-96)312
12. Amy Rapelje (1994-98)306
13. Tina Skidmore (1977-78, '79-81) . . .305
14. Lori Montgomery (1992-96)300
15. Meghan Miller (1995-99)293

3-PT. FIELD GOAL PERCENTAGE

(minimum 100 attempts)

1. Meghan Miller (1995-99)(222-589) .377
2. Jessica Rowe (1996-00) (140-391) .358
3. Krystal Henson (1999-2003)
(275-803) .342
4. Mari Hollman (1990-91) (43-127) .339
5. Kelli Mankowski (1994-98) (68-201) .338
6. Andrea Martre (1988-90) (88-261) .337
7. Pam Artman (1991-95) (61-208) .293

8. Tami Piljuga (1994-98) (57-196) .291
9. Shauna Nevel (1992-96) (99-345) .289
10. Andrea Williams (1991-93) (43-151) .285

3-PT. FIELD GOALS MADE

1. Krystal Henson (1999-2003)275
2. Meghan Miller (1995-99)222
3. Jessica Rowe (1996-2000)140
4. Shauna Nevel (1992-96)99
5. Andrea Martre (1988-90)88
6. Kelly Mankowski (1995-98)68
7. Lori Montgomery (1992-96)64
8. Pam Artman (1991-95)61
9. Tami Piljuga (1994-98)57
10. Andrea Williams (1991-93)43
- Mari Hollman (1990-91)43

3-PT. FIELD GOALS ATT.

1. Krystal Henson (1999-2003)803
2. Meghan Miller (1995-99)589
3. Jessica Rowe (1996-2000)391
4. Shauna Nevel (1992-96)345
5. Andrea Martre (1988-90)261
6. Lori Montgomery (1992-96)234
7. Pam Artman (1991-95)208
8. Kelli Mankowski (1994-98)201
9. Tami Piljuga (1994-98)196
10. Jeannine Jean-Pierre (1991-93)162

ASSISTS

1. Pam Artman (1991-95)500
2. Jessica Rowe (1996-2000)453
3. Karen Urey (1985-89)442
4. Meghan Miller (1995-99)419
5. Desiree Alexander (1990-92)392
6. Lori Montgomery (1992-96)382
7. Courtney Thompson (2000-present) .354
8. Andrea Martre (1988-90)340
9. Sheilah Collins (1974-77)323
10. Robyn Boyd (1982-86)302
11. Mary Ann Chilcott (1981-85)271
12. Sarah Bishop (1986-90)239
13. Shauna Nevel (1992-96)233
14. Jeannine Jean-Pierre (1991-93)225
- Mary Beth Heise (1981-85)225

STEALS


1. Pam Artman (1991-95)304
2. Meghan Miller (1995-99)288
3. Montique Wade (1986-90)284
4. Heather Gates (1994-98)237
5. Lori Montgomery (1992-96)222
6. Mary Ann Chilcott (1981-85)214
7. Shauna Nevel (1992-96)212
8. Sarah Bishop (1986-90)203
- Jeannine Jean-Pierre (1991-93)203
10. Jessica Rowe (1996-2000)179
11. Karen Urey (1985-89)176
12. Andrea Martre (1988-90)151
13. Mary Beth Heise (1981-85)150
- Lachelle Crawl (1999-2003)146
14. Desiree Alexander (1990-92)144
15. Audrey Scott (1976-80)138

BLOCKED SHOTS

1. Terri Ayers (1990-93)159
2. Toyia Giles (1988-90)141
3. Kate Kosewicz (1974-77)130
4. Donna Esposito (1982-86)102
5. Heather Gates (1994-98)88
6. Mary Ann Chilcott (1981-85)82
7. Marin Hightower (1997-2000)74
8. Ellen Mulligan (1980-84)71
9. Amy Rapelje (1994-98)70
10. Linda Shorter (1979-81)68


GAMES PLAYED

1. Heather Gates (1994-98)117
- Tami Piljuga (1994-98)117
3. Jessica Rowe (1997-2000)116
4. Meghan Miller (1995-99)115
5. Pam Artman (1991-95)110
6. Shauna Nevel (1992-96)109
7. Tina Skidmore (1977-78, '79-81) . . .109
8. Montique Wade (1986-90)106
- Lachelle Crawl (1999-2003)106
10. Sarah Bishop (1986-90)105




Heather Gates

Season Records



Robin Boyd



Andrea Matre

POINTS

1. Tammy Walker-Strode (1991-92)	691
2. Jeannine Jean-Pierre (1992-93)	622
3. Marin Hightower (1999-2000)	613
4. Tammy Walker-Strode (1990-91)	582
5. Jeannine Jean-Pierre (1991-92)	581
6. Jessica Rowe (1999-2000)	576
7. Sarah Bishop (1989-90)	558
8. Lori Dolby (1979-80)	556
9. Montique Wade (1989-90)	547
10. Lachelle Crawl (2002-2003)	543
11. Shauna Nevel (1995-96)	529
12. Audrey Scott (1979-80)	511
13. Montique Wade (1987-88)	507
14. Desiree Alexander (1991-92)	501
15. Sarah Bishop (1988-89)	475
Sarah Bishop (1987-88)	475

SCORING AVERAGE

1. Marin Hightower (1999-2000)	23.6
2. Tammy Walker-Strode (1991-92)	23.0
3. Tammy Walker-Strode (1990-91)	21.6
4. Jeannine Jean-Pierre (1992-93)	21.4
5. Jessica Rowe (1999-2000)	21.3
6. Montique Wade (1987-88)	20.3
7. Jeannine Jean-Pierre (1991-92)	20.0
8. Lachelle Crawl (2002-2003)	19.4
9. Marin Hightower (1998-99)	19.2
10. Sarah Bishop (1987-88)	19.0
11. Shauna Nevel (1995-96)	18.9
12. Sarah Bishop (1989-90)	18.6
13. Lori Dolby (1979-80)	18.4
14. Montique Wade (1989-90)	18.2
15. Sarah Bishop (1988-89)	17.6

REBOUNDS

1. Heather Gates (1996-97)	473
2. Tammy Walker-Strode (1991-92)	439
3. Tammy Walker-Strode (1990-91)	341
4. Jeannine Jean-Pierre (1992-93)	339
5. Montique Wade (1987-88)	331
6. Montique Wade (1989-90)	326
7. Linda Shorter (1979-80)	322
8. Heather Gates (1995-96)	308
9. Kim Vay (2000-01)	303
10. Terri Ayers (1992-93)	297
11. Montique Wade (1988-89)	294
12. Heather Gates (1997-98)	284
13. Kim Vay (1999-2000)	278
14. Toyia Giles (1989-90)	276
15. Tina Skidmore (1979-80)	275

REBOUNDING AVERAGE

1. Tammy Walker-Strode (1991-92)	14.5
2. Heather Gates (1996-97)	14.3
3. Montique Wade (1987-88)	13.2
4. Tammy Walker-Strode (1990-91)	12.6
5. Jeannine Jean-Pierre (1992-93)	11.7
6. Kim Vay (2000-01)	11.2
7. Montique Wade (1989-90)	10.9
Montique Wade (1988-89)	10.9
9. Heather Gates (1995-96)	10.8
10. Toyia Giles (1988-89)	10.4

Mag McCarthy (1973-74)	10.4
12. Kim Vay (1999-2000)	10.3
13. Mag McCarthy (1974-75)	10.1
14. Kelli Torboli (1998-99)	10.0
15. Terri Ayers (1992-93)	9.9
Toyia Giles (1989-90)	9.9

FIELD GOAL PERCENTAGE

(minimum 100 attempts)

1. Tammy Walker-Strode (1991-92)	(288-479) .601
2. Erika Sauer (1975-76)	(96-169) .568
3. Tammy Walker-Strode (1990-91)	(233-430) .542
4. Amy Rapelje (1995-96)	(117-219) .534
5. Amy Rapelje (1996-97)	(189-351) .533
6. Terri Ayers (1992-93)	(173-327) .529
7. Ellen Mulligan (1982-83)	(151-291) .519
Sheilah Collins (1975-76)	(124-239) .519
Maria DiVecchio (2002-03)	(109-210) .519
10. Marin Hightower (1998-99)	(156-302) .517
Tina Skidmore (1979-80)	(178-344) .517
12. Rhani Rochon (1997-98)	(69-135) .511
13. Francine Greco (1986-87)	(96-188) .510
14. Terri Ayers (1990-91)	(67-132) .508
15. Sarah Bishop (1989-90)	(226-446) .507
16. Kim Vay (1998-99)	(55-109) .505
Megan Zitner (2001-02)	(107-212) .505

FIELD GOALS MADE

1. Tammy Walker-Strode (1991-92)	288
2. Jeannine Jean-Pierre (1992-93)	257
3. Lori Dolby (1979-80)	253
4. Jeannine Jean-Pierre (1991-92)	243
5. Marin Hightower (1999-2000)	241
6. Tammy Walker-Strode (1990-91)	233
7. Audrey Scott (1979-80)	232
8. Sarah Bishop (1989-90)	226
9. Montique Wade (1989-90)	212
10. Montique Wade (1987-88)	202
Sarah Bishop (1988-89)	202

FIELD GOALS ATTEMPTED

1. Lori Dolby (1979-80)	609
2. Jeannine Jean-Pierre (1992-93)	576
3. Jeannine Jean-Pierre (1991-92)	576
4. Audrey Scott (1979-80)	567
5. Marin Hightower (1999-2000)	510
6. Shauna Nevel (1995-96)	495
7. Tammy Walker-Strode (1991-92)	479
8. Montique Wade (1989-90)	476
9. Sarah Bishop (1987-88)	471
10. Montique Wade (1987-88)	455

FREE THROW PERCENTAGE

(minimum 50 attempts)

1. Suzanne Petruska (2001-02)	(56-64) .875
2. Sarah Bishop (1989-90)	(105-121) .866
3. Krystal Henson (2002-03)	(68-79) .861
4. Karen Urey (1988-89)	(64-79) .810
5. Jessica Rowe (1998-99)	(81-101) .802
6. Meghan Miller (1996-97)	(102-129) .791
7. Mary Ann Chilcott (1982-83)	(60-77) .779

Season Records

8. Jessica Rowe (1999-2000) (134-175) .776
9. Andrea Martre (1988-89) (63-82) .768
10. Jeannine Jean-Pierre (1992-93) (99-130) .762
11. Michelle Bazzoli (1985-86) (59-78) .756
12. Andrea Martre (1989-90) (88-117) .752
13. Audrey Scott (1979-80) (47-63) .746
- Lori Dolby (1979-80) (46-62) .746
15. Mary Ann Chilcott (1984-85) (37-50) .740

FREE THROWS MADE

1. Lachelle Crawl (2002-03)152
2. Heather Gates (1996-97)150
3. Jessica Rowe (1999-2000)134
4. Marin Hightower (1999-2000)127
5. Montique Wade (1989-90)121
6. Kim Vay (2000-01)119
7. Tammy Walker-Strode (1990-91)116
8. Tammy Walker-Strode (1991-92)115
9. Sheilah Collins (1974-75)110
10. Montique Wade (1988-89)108
- Sarah Bishop (1989-90)105

FREE THROWS ATTEMPTED

1. Lachelle Crawl (2002-03)235
2. Heather Gates (1996-97)228
3. Marin Hightower (1999-2000)185
4. Tammy Walker-Strode (1990-91)178
5. Montique Wade (1989-90)177
6. Tammy Walker-Strode (1991-92)176
7. Jessica Rowe (1999-2000)175
8. Montique Wade (1987-88)174
9. Kim Vay (2000-01)170
10. Heather Gates (1997-98)165
11. Montique Wade (1988-89)157

3-PT. FIELD GOAL PERCENTAGE

(minimum 50 attempts)

1. Jessica Rowe (1999-2000) (60-130) .462
2. Pam Artman (1994-95) (28-69) .406
3. Meghan Miller (1997-98) (86-212) .406
4. Meghan Miller (1998-99) (47-120) .392
6. Krystal Henson (1999-00) (51-132) .392
7. Andrea Martre (1989-90) (50-131) .382
8. Lori Montgomery (1995-96) (23-61) .377
9. Wendy Wiggins (2000-01) (39-104) .375
10. Meghan Miller (1995-96) (39-108) .361
- Kelly Mankowski (1996-97)(40-112) .357
10. Krystal Henson (2001-02) (88-248) .355

3-PT. FIELD GOALS MADE

1. Krystal Henson (2001-02)88
2. Meghan Miller (1997-98)86
3. Krystal Henson (2002-03)77
4. Jodi Calderone (2002-03)62
5. Jessica Rowe (1999-2000)60
6. Krystal Henson (2000-01)59
7. Krystal Henson (1999-2000)51
8. Andrea Martre (1989-90)50
9. Meghan Miller (1998-99)47
10. Mari Hollman (1990-91)43

3-PT. FIELD GOALS ATTEMPTED

1. Krystal Henson (2002-03)253
2. Krystal Henson (2001-02)248
3. Meghan Miller (1997-98)212
4. Jodi Calderone (2002-03)187
5. Krystal Henson (2000-01)170
6. Meghan Miller (1996-97)149
7. Krystal Henson (1999-2000)132
8. Andrea Martre (1989-90)131
9. Jessica Rowe (1999-2000)130
10. Andrea Martre (1988-89)130

ASSISTS


1. Andrea Martre (1989-90)236
2. Desiree Alexander (1991-92)204
3. Desiree Alexander (1990-91)188
4. Karen Urey (1988-89)151
5. Jeannine Jean-Pierre (1991-92)147
6. Pam Artman (1992-93)146
- Karen Urey (1987-88)146
- Jessica Rowe (1999-2000)146
9. Pam Artman (1993-94)137
10. Kim Jaeger (1994-95)133
11. Pam Artman (1994-95)132
- Sheilah Collins (1975-76)132
13. Lori Montgomery (1995-96)130
14. Courtney Thompson (2002-03)128
15. Jessica Rowe (1997-98)126

STEALS


1. Jeannine Jean-Pierre (1992-93)108
2. Pam Artman (1994-95)96
3. Jeannine Jean-Pierre (1991-92)95
4. Montique Wade (1987-88)92
- Audrey Scott (1979-80)92
6. Heather Gates (1996-97)87
7. Meghan Miller (1997-98)86
8. Pam Artman (1992-93)82
9. Desiree Alexander (1991-92)81
10. Montique Wade (1989-90)80
11. Sarah Bishop (1989-90)79
- Mary Ann Chilcott (1982-83)79
13. Meghan Miller (1996-97)77
- Andrea Martre (1989-90)77
15. Pam Artman (1993-94)75

BLOCKED SHOTS

1. Terri Ayers (1992-93)76
2. Toyia Giles (1989-90)73
3. Toyia Giles (1988-89)68
- Linda Shorter (1980-81)68
5. Mag McCarthy (1974-75)64
6. Kate Kosewicz (1974-75)60
7. Terri Ayers (1991-92)48
8. Kate Kosewicz (1975-76)44
9. Kelli Torboli (1998-99)43
10. Marin Hightower (1999-2000)41
11. Terri Ayers (1990-91)35
12. Donna Esposito (1985-86)34
- Ellen Mulligan (1983-84)34
14. Ellen Mulligan (1982-83)33
- Tina Skidmore (1980-81)33




Pam Artman



Meghan Miller

1000-Point Club



Shauna Nevel



Lori Montgomery

Season G FG-FGA PCT. 3FG-3FGA PCT. FT-FTA PCT. PTS. AVG.

1846 Jessica Rowe ♦ G ♦ 5-8 ♦ Columbus, OH

1996-97	32	139-349	.398	21-78	.269	95-131	.725	394	12.3
1997-98	31	181-423	.428	22-64	.344	90-126	.714	474	15.3
1998-99	26	142-385	.369	37-119	.311	81-101	.802	402	15.5
1999-00	27	191-447	.473	60-130	.462	134-175	.766	576	21.3
Totals	89	653-1604	.407	150-391	.358	400-532	.752	1846	15.9

1775 Montique Wade ♦ F ♦ 5-8 ♦ Pittsburgh, PA

1986-87	24	101-275	.367			62-108	.574	264	11.0
1987-88	25	202-455	.437	0-6	.000	103-174	.615	507	20.3
1988-89	27	174-371	.469	1-2	.500	108-157	.688	457	16.9
1989-90	30	212-476	.445	2-5	.400	121-177	.684	547	18.2
Totals	106	689-1577	.437	3-13	.230	394-616	.639	1775	16.7

1652 Sarah Bishop ♦ G ♦ 5-9 ♦ Munroe Falls, OH

1986-87	23	64-150	.406			16-30	.533	144	6.2
1987-88	25	201-471	.427	5-15	.333	68-94	.723	475	19.0
1988-89	27	202-439	.460	1-9	.111	70-96	.729	475	17.6
1989-90	30	226-446	.507	1-11	.091	105-121	.868	558	18.6
Totals	105	693-1506	.460	7-35	.230	259-341	.759	1652	15.7

1426 Meghan Miller ♦ G ♦ 5-7 ♦ Wexford, PA

1995-96	28	97-235	.413	39-108	.361	39-56	.696	272	9.7
1996-97	31	128-343	.373	50-149	.334	102-129	.791	448	14.5
1997-98	31	148-386	.383	86-212	.406	52-64	.813	434	14.0
1998-99	25	98-262	.374	47-120	.392	29-44	.659	272	10.9
Totals	115	471-1226	.384	222-589	.377	222-293	.758	1426	12.4

1384 Shauna Nevel ♦ F ♦ 5-11 ♦ Cleveland Heights, OH

1992-93	30	63-193	.326	16-60	.267	11-25	.440	153	5.1
1993-94	25	160-396	.404	13-59	.224	68-102	.667	401	16.0
1994-95	26	121-313	.387	28-98	.286	31-47	.667	301	11.6
1995-96	28	197-495	.378	42-126	.333	93-138	.674	529	18.9
Totals	109	541-1397	.387	99-343	.289	203-312	.651	1384	12.7

1356 Lori Montgomery ♦ G ♦ 5-7 ♦ East Palestine, OH

1992-93	30	113-320	.353	4-38	.105	54-83	.651	284	9.5
1993-94	23	138-326	.423	9-24	.375	37-47	.787	322	14.0
1994-95	26	156-401	.389	28-111	.252	55-81	.679	395	15.2
1995-96	25	134-326	.411	23-61	.377	64-89	.719	355	14.2
Totals	104	541-1373	.394	64-234	.274	210-300	.700	1356	13.0

1337 Tina Skidmore ♦ C ♦ 6-1 ♦ Fairview, PA

1977-78	24	108-242	.446			65-118	.551	281	11.7
1978-79	25	104-219	.475			47-75	.627	255	10.2
1979-80	32	178-344	.517			78-108	.722	434	13.6
1980-81	27	160-419	.382			47-79	.595	367	13.6
Totals	108	550-1224	.449			237-380	.624	1337	12.4

1320 Heather Gates ♦ F ♦ 5-11 ♦ Beachwood, OH

1994-95	26	86-182	.473			63-109	.578	235	9.0
1995-96	28	113-237	.477			82-141	.582	308	11.0
1996-97	33	157-333	.472	0-3	.000	150-228	.658	464	14.1
1997-98	30	105-232	.453	1-1	1.000	102-165	.618	313	10.4
Totals	117	461-984	.468	1-4	.250	397-643	.617	1320	11.3

1273 Tammy Walker-Strode ♦ F ♦ 6-0 ♦ Lexington, KY

1990-91	27	233-430	.542	0-1	.000	116-178	.652	582	21.6
1991-92	30	288-479	.601	0-0	.000	115-176	.653	691	23.0
Totals	57	521-909	.573	0-1	.000	231-334	.653	1273	22.3

1263 Krystal Henson ♦ G ♦ 5-3 ♦ Rome, OH

1999-00	27	74-190	.389	51-132	.386	16-25	.640	215	8.0
2000-01	23	85-245	.347	59-170	.347	43-60	.717	272	11.8
2001-02	26	135-368	.367	88-248	.355	47-67	.701	405	15.6
2002-03	28	113-365	.310	77-253	.304	68-79	.861	371	13.3
Totals	104	407-1168	.348	275-803	.342	174-231	.753	1263	12.1

1000-Point Club

1218 Marin Hightower ♦ F ♦ 6-1 ♦ Pittsburgh, PA

1997-98	27	86-190	.453	0-0	.000	48-74	.649	220	8.1
1998-99	20	156-302	.517	0-1	.000	73-113	.646	385	19.2
1999-00	26	241-510	.473	4-11	.364	127-185	.686	613	23.6
Totals	73	483-1002	.482	4-12	.333	248-372	.667	1218	16.7

1203 Jeannine Jean-Pierre ♦ F ♦ 5-11 ♦ St. Thomas, Virgin Islands

1991-92	29	243-576	.422	29-121	.240	66-94	.702	581	20.0
1992-93	29	257-576	.446	9-41	.220	99-130	.762	622	21.4
Totals	58	500-1152	.434	38-162	.235	165-224	.737	1203	20.7

1191 Audrey Scott ♦ C ♦ 5-8 ♦ Pittsburgh, PA

1976-77	24	35-94	.372			20-26	.769	90	3.8
1977-78	24	135-332	.407			31-43	.721	301	12.5
1978-79	27	125-391	.320			39-62	.629	289	10.7
1979-80	34	232-567	.409			47-63	.746	511	15.0
Totals	109	527-1384	.381			137-194	.706	1191	10.9

1169 Ellen Mulligan ♦ F ♦ 6-0 ♦ Montrose, PA

1980-81	27	94-214	.439			22-35	.629	210	7.8
1981-82	19	128-258	.496			20-29	.690	276	14.5
1982-83	23	151-291	.519			24-32	.750	326	14.2
1983-84	23	151-303	.498			55-77	.714	357	15.5
Totals	92	524-1066	.492			121-173	.699	1169	12.7

1167 Lori Dolby ♦ G ♦ 5-6 ♦ Clarion, PA

1977-78	24	86-202	.426			24-44	.545	196	8.2
1978-79	27	198-496	.399			23-34	.676	419	15.5
1979-80	30	253-609	.415			46-62	.742	552	18.4
Totals	81	537-1307	.411			93-140	.664	1167	14.4

1105 Amy Rapelje ♦ C ♦ 6-2 ♦ Perrysburg, OH

1994-95	10	28-51	.549	0-0	.000	7-20	.350	63	6.3
1995-96	27	117-219	.534	0-0	.000	44-86	.512	278	10.3
1996-97	33	187-351	.533	0-2	.000	67-103	.651	441	13.4
1997-98	31	131-269	.487	0-1	.000	61-97	.629	323	10.4
Totals	101	463-890	.520	0-3	.000	179-306	.585	1105	10.9

1068 Mary Ann Chilcott ♦ F ♦ 5-9 ♦ Erie, PA

1981-82	18	77-184	.418			23-37	.621	177	9.8
1982-83	21	102-204	.500			60-77	.779	264	12.6
1983-84	25	145-328	.442			38-54	.704	328	13.1
1984-85	25	131-295	.444			37-50	.740	299	12.0
Totals	89	455-1011	.450			158-218	.725	1068	12.0

1034 Lachelle Crawl ♦ F ♦ 5-8 ♦ Cleveland, OH


1999-00	27	61-162	.377	1-1	1.000	35-67	.522	158	5.9
2000-01	26	25-87	.287	1-6	.167	45-64	.703	96	3.7
2001-02	25	83-171	.485	2-7	.286	69-110	.627	237	9.5
2002-03	28	195-403	.484	1-11	.091	152-235	.647	543	19.4
Totals	106	364-823	.442	5-25	.200	301-476	.632	1034	9.8

1025 Pam Artman ♦ G ♦ 5-7 ♦ Pittsburgh, PA


1991-92	30	65-202	.322	13-55	.236	17-30	.567	160	5.3
1992-93	30	96-275	.349	15-51	.294	35-73	.479	242	8.1
1993-94	24	103-270	.381	5-33	.152	42-71	.592	257	10.3
1994-95	26	136-313	.435	28-69	.406	66-99	.667	366	14.1
Totals	110	400-1060	.377	61-208	.293	160-273	.586	1025	9.3

1001 Sheilah Collins ♦ F ♦ 5-9 ♦ Ambler, PA

1974-75	22	122-265	.460			110-152	.724	354	16.1
1975-76	24	124-239	.519			70-102	.686	318	13.3
1976-77	25	129-273	.472			71-99	.717	329	13.2
Totals	71	375-777	.483			251-353	.711	1001	14.1




Audrey Scott



Ellen Mulligan

Yearly Leaders



Sarah Bishop



Jeannine Jean-Pierre

SCORING

Season	Player	G	FG-FGA	Pct.	FT-FTA	Pct.	Pts.	Avg.
1974-75	Sheilah Collins	22	122-265	.460	110-152	.724	354	16.1
1975-76	Sheilah Collins	24	124-239	.519	70-102	.686	318	13.3
1976-77	Erika Sauer	26	155-340	.455	66-85	.776	335	12.9
1977-78	Audrey Scott	24	135-332	.407	31-43	.721	301	12.5
1978-79	Lori Dolby	27	198-496	.399	23-34	.676	419	15.5
1979-80	Lori Dolby	30	253-609	.415	46-62	.742	552	18.4
1980-81	Esther McCary	27	173-442	.391	43-91	.473	389	14.4
1981-82	Ellen Mulligan	19	128-258	.496	20-29	.690	276	14.5
1982-83	Ellen Mulligan	23	151-291	.519	24-32	.750	326	14.2
1983-84	Ellen Mulligan	23	151-303	.498	55-77	.714	357	15.5
1984-85	Marie Gilliland	25	163-371	.439	76-113	.673	402	16.1
1985-86	Donna Esposito	25	138-318	.340	58-81	.716	334	13.4
	Robin Boyd	25	127-279	.455	80-117	.684	334	13.4
1986-87	Michelle McCumber	23	124-285	.435	27-36	.750	275	11.9
1987-88	Montique Wade	25	202-455	.437	103-174	.615	507	20.3
1988-89	Sarah Bishop	27	202-439	.460	70-96	.729	475	17.6
1989-90	Sarah Bishop	30	226-446	.507	105-121	.868	558	18.6
1990-91	Tammy Walker-Strode	27	233-430	.542	116-178	.652	582	21.6
1991-92	Tammy Walker-Strode	30	288-479	.601	115-176	.653	691	23.0
1992-93	Jeannine Jean-Pierre	29	257-576	.446	99-130	.762	622	21.4
1993-94	Shauna Nevel	25	160-396	.404	68-102	.667	401	16.0
1994-95	Lori Montgomery	26	156-401	.389	55-81	.679	395	15.2
1995-96	Shauna Nevel	28	197-495	.378	93-138	.674	529	18.9
1996-97	Heather Gates	33	157-333	.472	150-228	.658	464	14.1
1997-98	Jessica Rowe	31	181-423	.428	90-126	.714	474	15.3
1998-99	Jessica Rowe	26	136-375	.363	77-97	.794	402	15.5
1999-00	Marin Hightower	26	241-510	.473	127-185	.686	613	23.6
2000-01	Kim Vay	27	132-279	.473	119-170	.700	383	14.2
2001-02	Krystal Henson	26	135-368	.367	47-67	.701	405	15.6
2002-03	Lachelle Crawl	28	195-403	.484	152-235	.647	543	19.4

REBOUNDING

Season	Player	G	Reb.	Avg.
1973-74	Mag McCarthy	11	115	10.4
1974-75	Mag McCarthy	23	233	10.1
1975-76	Kate Kosewicz	24	159	6.6
1976-77	Kate Kosewicz	26	169	6.5
1977-78	Tina Skidmore	24	178	7.4
1978-79	Tina Skidmore	25	175	7.0
1979-80	Linda Shorter	29	322	9.5
1980-81	Linda Shorter	34	242	9.7
1981-82	Ellen Mulligan	19	132	6.9
1982-83	Mary Lou Malarkey	23	209	9.1
1983-84	Ellen Mulligan	23	146	6.3
1984-85	Marie Gilliland	25	183	7.3
1985-86	Francine Greco	25	188	7.5
1986-87	Kim Gillcresce	24	214	8.9
1987-88	Montique Wade	25	331	13.2
1988-89	Montique Wade	27	294	10.9
1989-90	Montique Wade	30	326	10.9
1990-91	Tammy Walker-Strode	27	341	12.6
1991-92	Tammy Walker-Strode	30	436	14.5
1992-93	Jeannine Jean-Pierre	29	339	11.7
1993-94	Sedessa Grushecky	25	182	7.3
1994-95	Heather Gates	26	243	9.3
1995-96	Heather Gates	28	301	10.8
1996-97	Heather Gates	33	473	14.3
1997-98	Heather Gates	30	284	9.5
1998-99	Kelli Torboli	23	221	9.6
1999-00	Kim Vay	27	278	10.3
2000-01	Kim Vay	27	303	11.2
2001-02	Megan Zitner	26	201	7.7
2002-03	Lachelle Crawl	28	189	6.8

FIELD GOAL PCT.

Season	Player	G	FG-FGA	Pct.
1974-75	Sheilah Collins	22	122-265	.460
1975-76	Erika Sauer	14	96-169	.568
1976-77	Sheilah Collins	25	129-273	.472
1977-78	Kathy Nelson	24	112-254	.441
1978-79	Tina Skidmore	25	104-219	.475
1979-80	Tina Skidmore	32	178-344	.517
1980-81	Ellen Mulligan	27	94-214	.439
1981-82	Ellen Mulligan	19	128-258	.496
1982-83	Ellen Mulligan	23	151-255	.591
1983-84	Ellen Mulligan	23	151-303	.498
1984-85	Donna Esposito	24	62-135	.459
1985-86	Robin Boyd	25	127-279	.455
1986-87	Francine Greco	22	96-188	.510
1987-88	Michelle Robinson	24	48-107	.449
1988-89	Tracy Wittgartner	20	79-160	.494
1989-90	Sarah Bishop	30	226-446	.507
1990-91	Tammy Walker-Strode	27	233-430	.542
1991-92	Tammy Walker-Strode	30	288-479	.601
1992-93	Terri Ayers	30	173-327	.529
1993-94	Lori Montgomery	23	138-326	.423
1994-95	Pam Artman	26	136-313	.435
1995-96	Amy Rapelje	27	117-219	.534
1996-97	Amy Rapelje	33	187-351	.533
1997-98	Rhani Rochon	31	69-135	.511
1998-99	Marin Hightower	20	156-302	.517
1999-00	Marin Hightower	26	241-510	.473
2000-01	Katie Raymond	26	68-138	.493
2001-02	Megan Zitner	26	107-212	.505
2002-03	Maria DiVecchio	28	109-210	.519

Yearly Leaders

FREE THROW PCT.

Season	Player	G	FT-FTA	Pct.
1974-75	Sheilah Collins	22	110-152	.724
1975-76	Sheilah Collins	24	70-102	.686
1976-77	Sheilah Collins	25	71-99	.717
1977-78	Kathy Nelson	24	71-98	.724
1978-79	Lori Dolby	27	23-34	.676
1979-80	Audrey Scott	34	47-63	.746
1980-81	Ellen Mulligan	27	22-35	.629
1981-82	Ellen Mulligan	19	20-29	.690
1982-83	Mary Ann Chilcott	21	60-77	.779
1983-84	Ellen Mulligan	23	55-77	.714
1984-85	Mary Ann Chilcott	25	37-50	.740
1985-86	Michelle Bazzoli	25	59-78	.756
1986-87	Francine Greco	22	24-34	.705
1987-88	Karen Urey	25	71-97	.732
1988-89	Karen Urey	27	64-79	.810
1989-90	Sarah Bishop	30	105-121	.868
1990-91	Tammy Walker-Strode	27	116-178	.652
1991-92	Jeannine Jean-Pierre	29	66-94	.702
1992-93	Jeannine Jean-Pierre	29	99-130	.762
1993-94	Shauna Nevel	25	68-102	.667
1994-95	Lori Montgomery	26	55-81	.679
1995-96	Lori Montgomery	25	64-89	.719
1996-97	Meghan Miller	31	102-129	.791
1997-98	Meghan Miller	31	52-64	.813
1998-99	Jessica Rowe	26	77-97	.794
1999-00	Jessica Rowe	27	134-175	.766
2000-01	Katie Raymond	26	38-47	.809
2001-02	Suzanne Petruska	26	56-64	.875
2002-03	Krystal Henson	28	68-79	.861

3-PT. FIELD GOALS

Season	Player	G	3G-3GA	Pct.
1987-88	Michelle McChesney	25	7-19	.368
1988-89	Andrea Martre	27	38-130	.292
1989-90	Andrea Martre	30	50-131	.382
1990-91	Mari Hollman	23	43-127	.339
1991-92	Jeannine Jean-Pierre	29	29-121	.240
1992-93	Andrea Williams	29	18-63	.286
1993-94	Shauna Nevel	25	13-58	.224
1994-95	Pam Artman	26	28-69	.406
1995-96	Shauna Nevel	28	42-126	.333
1996-97	Meghan Miller	31	50-149	.334
1997-98	Meghan Miller	31	86-212	.406
1998-99	Meghan Miller	25	47-120	.392
1999-00	Jessica Rowe	27	60-130	.462
2000-01	Krystal Henson	23	59-170	.347
2001-02	Krystal Henson	26	88-248	.355
2002-03	Krystal Henson	28	77-253	.304

ASSISTS

Season	Player	G	Ast.
1974-75	Sheilah Collins	22	87
1975-76	Sheilah Collins	24	132
1976-77	Sheilah Collins	25	104
1977-78	Kathy Nelson	24	81
1978-79	Audrey Scott	27	40
1979-80	Audrey Scott	34	91
1980-81	Wanda Hartzell	24	64
1981-82	Mary Beth Heise	19	35
1982-83	Mary Beth Heise	23	102
1983-84	Robin Boyd	25	109
1984-85	Mary Ann Chilcott	25	112
1985-86	Donna Esposito	25	95
1986-87	Karen Urey	24	79
1987-88	Karen Urey	25	146

1988-89	Karen Urey	27	151
1989-90	Andrea Martre	30	238
1990-91	Desiree Alexander	27	188
1991-92	Desiree Alexander	30	204
1992-93	Pam Artman	30	146
1993-94	Pam Artman	24	137
1994-95	Kim Jaeger	26	133
1995-96	Lori Montgomery	25	130
1996-97	Meghan Miller	31	118
1997-98	Jessica Rowe	31	126
1998-99	Jessica Rowe	26	80
1999-00	Jessica Rowe	27	146
2000-01	Courtney Thompson	27	84
2001-02	Courtney Thompson	26	142
2002-03	Courtney Thompson	28	128

STEALS

Season	Player	G	St.
1974-75	Sheilah Collins	22	64
1975-76	Barb Moran	23	48
1976-77	Erika Sauer	26	57
1977-78	Barb Moran	17	57
1978-79	Audrey Scott	27	63
1979-80	Audrey Scott	34	92
1980-81	Tina Skidmore	27	31
	Esther McCary	27	31
1981-82	Mary Ann Chilcott	18	71
1982-83	Mary Ann Chilcott	21	79
1983-84	Mary Ann Chilcott	25	70
1984-85	Mary Ann Chilcott	25	65
1985-86	Donna Esposito	25	49
1986-87	Montique Wade	24	45
1987-88	Montique Wade	25	92
1988-89	Andrea Martre	27	74
1989-90	Montique Wade	30	80
1990-91	Desiree Alexander	27	63
1991-92	Jeannine Jean-Pierre	29	95
1992-93	Jeannine Jean-Pierre	29	108
1993-94	Pam Artman	24	75
1994-95	Pam Artman	26	96
1995-96	Shauna Nevel	28	68
1996-97	Heather Gates	33	87
1997-98	Meghan Miller	31	86
1998-99	Meghan Miller	25	59
1999-00	Marin Hightower	26	54
2000-01	Kim Vay	27	46
2001-02	Suzanne Petruska	26	64
2002-03	Lachelle Crawl	28	56

BLOCKED SHOTS


Season	Player	G	Bl.
1974-75	Mag McCarthy	23	64
1975-76	Kate Kosewicz	24	44
1976-77	Kate Kosewicz	26	26
1977-78			
1978-79			
1979-80			
1980-81	Linda Shorter	25	68
1981-82			
1982-83	Ellen Mulligan	23	33
1983-84	Ellen Mulligan	23	34
1984-85	Mary Ann Chilcott	25	29
1985-86	Donna Esposito	25	34
1986-87	Francine Greco	22	16
1987-88	Michelle Bazzoli	25	6
1988-89	Toyia Giles	21	68
1989-90	Toyia Giles	28	73
1990-91	Terri Ayers	27	35
1991-92	Terri Ayers	30	48
1992-93	Terri Ayers	30	76
1993-94	Karen Gibbs	23	27
1994-95	Heather Gates	26	20
1995-96	Amy Rapelje	27	16
1996-97	Heather Gates	33	32
1997-98	Amy Rapelje	31	23
1998-99	Kelli Torboli	23	42
1999-00	Marin Hightower	26	41
2000-01	Adann Williams	26	28
2001-02	Suzanne Petruska	26	19
2002-03	Suzanne Petruska	28	6
	Maria DiVecchio	28	6



Kim Vay



Amy Rapelje




Montique Wade (left) and Sarah Bishop (right) rank two-three in career scoring. Wade totalled 1,775 career points, while Bishop finished with 1,652. Both were inducted into the Edinboro Hall of Fame in April of 2001.

All-Time vs. Opponents

Opponent	First Meeting	Last Meeting	Won	Lost	Opponent	First Meeting	Last Meeting	Won	Lost
Adelphi	1989-90	1989-90	1	0	Mansfield	2000-01	2002-03	2	1
Akron	1977-78	1983-84	3	2	Mercyhurst	1970-71	2002-03	30	7
Alabama	1979-80	1979-80	1	0	Miami, Univ. of	1979-80	1979-80	1	0
Alaska-Anchorage	1992-93	1992-93	1	1	Miami-Dade	1974-75	1974-75	1	0
Alaska-Fairbanks	1992-93	1992-93	0	2	Michigan, Univ. of	1979-80	1979-80	1	0
Alderson Broaddus	1997-98	1997-98	0	1	Michigan-Dearborn	1989-90	1992-93	2	0
Allegheny	1966-67	1972-73	7	0	Michigan State	1978-79	1979-80	1	1
Alliance	1966-67	1966-67	1	0	Millersville	1982-83	2002-03	1	7
Armstrong State	1988-89	1988-89	1	0	Molloy	1983-84	2002-03	1	1
Army	1979-80	1979-80	1	0	Montclair	1976-77	1976-77	0	1
Ashland	1984-85	2000-01	3	7	Mt. Vernon Nazarene	1987-88	1988-89	2	0
Assumption	1998-99	1998-99	1	0	Niagara	1973-74	1988-89	6	5
Atlantic Christian	1989-90	1989-90	1	0	North Dakota, Univ. of	1996-97	1996-97	0	1
Australia National	1977-78	1977-78	0	1	Northern Kentucky	1979-80	2000-01	1	3
Binghamton	1998-99	1999-00	0	2	Northwood	2001-02	2001-02	0	1
Bloomsburg	1974-75	2002-03	6	6	Notre Dame(OH)	1990-91	1990-91	1	0
Bryant	2002-03	2002-03	0	1	Old Dominion	1978-79	1978-79	0	1
Buffalo State	1976-77	1976-77	1	0	Ohio Dominican	1992-93	1993-94	2	0
Buffalo, Univ. of	1975-76	1990-91	2	0	Ohio State	1973-74	1973-74	0	1
Cal State-Dominguez Hills	1997-98	1997-98	1	0	Ohio Wesleyan	1971-72	1971-72	1	0
California(Pa.)	1970-71	2002-03	31	17	Penn State	1974-75	1980-81	6	8
Canisius	1980-81	1984-85	1	5	Pittsburgh	1969-70	1980-81	6	9
Capital	1974-75	1975-76	2	0	Pitt-Bradford	1983-84	1996-97	3	0
Central State(OH)	1987-88	1996-97	0	3	Pitt-Johnstown	1978-79	1997-98	3	9
Charleston, College of	1983-84	1983-84	0	1	Point Park	1985-86	1999-00	9	0
Charleston, Univ. of	1997-98	1997-98	1	0	Queens	1976-77	1976-77	1	0
Chatham	1969-70	1969-70	1	0	Robert Morris	1981-82	1985-86	0	5
Cheyney	1974-75	2002-03	6	8	Rollins	1988-89	1991-92	2	0
Clarion	1969-70	2002-03	33	22	Rutgers	1978-79	1978-79	0	1
Cleveland State	1978-79	1982-83	3	2	Saginaw Valley State	1990-91	2001-02	3	1
Cincinnati, Univ. of	1977-78	1977-78	1	0	St. Bonaventure	1979-80	1985-86	4	2
Colgate	1985-86	1985-86	0	1	St. John Fisher	1983-84	1984-85	1	1
Columbia Union	2001-02	2001-02	1	0	St. Joseph's	1974-75	1979-80	1	6
Cortland State	1978-79	1980-81	4	0	St. Leo	1988-89	1988-89	1	0
Daemen	1990-91	2000-01	5	1	St. Michael's	1994-95	1994-95	1	0
Davis & Elkins	1986-87	1986-87	1	0	St. Rose	1995-96	1995-96	0	1
Detroit, Univ. of	1979-80	1979-80	0	1	St. Vincent	1985-86	2000-01	5	1
Dowling	1993-94	1993-94	1	0	Salem International	2002-03	2002-03	1	0
Duquesne	1979-80	1984-85	2	3	Salem-Teikyo	1981-82	1998-99	6	0
Dyke	1988-89	1988-89	1	0	San Francisco State	1997-98	1997-98	0	1
D'Youville	1998-99	1998-99	1	0	Seton Hill	1990-91	1997-98	7	0
East Stroudsburg	1980-81	2002-03	4	1	Shawnee State	1989-90	1989-90	1	0
Eckerd	1995-96	1995-96	0	1	Shippensburg	1985-86	2002-03	15	24
Fairleigh-Dickinson	1980-81	1980-81	0	1	Slippery Rock	1967-68	2002-03	27	44
Fairmont State	1981-82	1998-99	7	2	Stonehill	1994-95	1994-95	0	1
Florida Tech	1991-92	1991-92	0	1	Syracuse	1980-81	1980-81	0	1
Florida Memorial	1991-92	1991-92	1	0	Temple	1975-76	1976-77	2	0
Florida Southern	1995-96	1995-96	0	1	Tennessee	1975-76	1975-76	1	0
Fredonia State	1974-75	1974-75	1	0	Tennessee Tech	1975-76	1975-76	0	1
Frostburg State	1974-75	1976-77	3	0	Thiel	1966-67	1969-70	8	0
Gannon	1969-70	2002-03	23	11	Upper Iowa	1979-80	1979-80	1	0
George Washington	1980-81	1980-81	0	1	Ursinus	1974-75	1975-76	0	2
Grand Canyon	1997-98	1997-98	1	0	Utica	1984-85	1985-86	1	1
Grove City	1966-67	1983-84	2	1	Villa Maria	1967-68	1975-76	11	1
High Point	1996-97	1996-97	1	0	Villanova	1978-79	1980-81	2	1
Houghton	2000-01	2000-01	1	0	Virginia Commonwealth	1978-79	1978-79	1	0
Immaculata	1977-78	1977-78	0	2	Walsh	1984-85	1986-87	1	2
Indiana(Pa.)	1970-71	2002-03	33	24	Wayne State(MI)	1988-89	2001-02	1	0
Indiana Tech	1992-93	1993-94	0	2	West Chester	1975-76	2002-03	6	3
IUPUI-Fort Wayne	1994-95	1995-96	1	1	West Liberty	1988-89	1997-98	5	0
Indiana State	1979-80	1980-81	1	1	West Virginia	1976-77	1981-82	6	2
Jamestown CC	1976-77	1977-78	4	0	West Virginia State	2002-03	2002-03	1	0
John Carroll	1984-85	1995-96	3	0	West Virginia Tech	2002-03	2002-03	1	0
Kalamazoo	1989-90	1989-90	1	0	West Virginia Wesleyan	1995-96	1996-97	2	0
Kutztown	2000-01	2002-03	3	0	Westminster	1966-67	1997-98	4	1
Lewis & Clark	1997-98	1997-98	0	1	Wheeling Jesuit	1996-97	1996-97	1	0
Lock Haven	1973-74	2002-03	35	21	William Paterson	1976-77	1977-78	2	0
Malone	1986-87	1986-87	0	1	Wingate	1997-98	1997-98	1	0
Madonna	2001-02	2001-02	0	1	Wright State	1985-86	1986-87	0	2
					Youngstown State	1969-70	1990-91	5	3


Edinboro's All-Americans

TAMMY WALKER-STRODE 1990-92 First Team Kodak All-American Honorable Mention Kodak All-American



A 6'0" forward from Lexington, KY, Tammy Walker-Strode capped an outstanding two years at Edinboro by earning a spot on the first team Kodak All-American squad in 1991-92. She set a school records that year for rebounding average (14.5 rpg.), while also scoring 23.0 ppg. Walker-Strode scored more points than any other two-year performer at Edinboro, finishing with 1,273 points to rank ninth all-time, and her 777 rebounds stands fourth. During the 1990-91 season, Walker-Strode was an honorable mention Kodak All-American.


JEANNINE JEAN-PIERRE 1991-93 First Team Kodak All-American



A 5'11" forward from St. Thomas, Virgin Islands, Jeannine Jean-Pierre earned a spot on the Kodak All-American first team in 1992-93 after averaging 21.4 ppg. and 11.7 rpg. A first


team All-PSAC West performer in both of her seasons at Edinboro, she was also the PSAC West Athlete of the Year in '92-93. Jean-Pierre ranks 11th in career scoring with 1,203 points and is eighth in career rebounding with 604.

HEATHER GATES 1994-98 Honorable Mention Kodak All-American




A 5'11" forward from Beachwood, OH, Heather Gates was accorded honorable mention Kodak All-American honors in 1996-97 after leading NCAA Division II in rebounding (14.3 rpg.). She was also recognized as the PSAC West Athlete of the Year that season, after previously being named the PSAC West Rookie of the Year in 1994-95. Gates averaged 14.1 ppg. in '96-97, and concluded her career with 1,320 points. That ranks eighth all-time, and she is one of only two players to score 1,000 career points and pull down 1,000 career rebounds. She is the career recordholder for rebounds with 1,301.

JESSICA ROWE 1996-2000 First Team Kodak All-American



A 5'8" guard from Columbus, OH, Jessica Rowe earned first team Kodak All-American honors after averaging 21.3 ppg. and 4.6 rpg. during the 1999-2000 season. Rowe, a three-time All-PSAC performer, was also named the PSAC West Player of the Year in 1999-2000. She finished her career as Edinboro's all-time leading scorer with 1,846 points, and was second career assists with 453. Rowe also became the first Edinboro player to be recognized as the *Division II Bulletin* Co-Player of the Month for January.

MARIN HIGHTOWER 1997-2000 Honorable Mention Kodak All-American



The 6'1" forward from Pittsburgh, PA gained Kodak All-American Honorable Mention in 1999-2000. Hightower established a new Edinboro highwater mark with a scoring average of 23.6 ppg. in her senior season, also averaging 8.6 rebounds per game. In just three years as a Fighting Scot, Hightower tallied 1,218 points, ranking tenth all-time.

Year-by-Year Results

1981-82

Head Coach: Kathleen Lipkovich
Won 5, Lost 14

St. Bonaventure	W	60-37
Slippery Rock	L	56-80
West Virginia	L	67-82
Canisius	L	55-69
Slippery Rock	L	74-84
Niagara	L	60-66
Lock Haven	W	74-64
Cleveland State	L	39-86
Clarion	W	69-58
Gannon	L	57-67
California(Pa.)	L	81-86
Robert Morris	L	50-66
Slippery Rock	L	63-77
Indiana(Pa.)	L	64-70
Akron	W	58-57
Fairmont State	L	49-54
Salem-Teikyo	W	68-36
Duquesne	L	66-70
Grove City	L	47-62

1982-83

Head Coach: Kathleen Lipkovich
Won 12, Lost 11

Fairmont State	W	83-67
Canisius	L	70-85
Salem-Teikyo	W	87-45
Niagara	L	50-74
Mercyhurst	W	94-68
Cleveland State	L	67-98
Indiana(Pa.)	W	74-72
Lock Haven	L	65-72
California(Pa.)	W	93-73
Slippery Rock	L	67-80
Clarion	W	69-56
Akron	L	54-74
Indiana(Pa.)	W	77-57
Mercyhurst	W	59-57
Lock Haven	W	84-79
California(Pa.)	W	61-53
Gannon	W	72-57
Slippery Rock	L	45-96
Duquesne	L	44-57
Robert Morris	L	47-71
Clarion	W	67-56
Cheyney	L	33-90
Millersville	L	60-80

1983-84

Head Coach: Monica Pellman
Won 13, Lost 12

Niagara	W	76-66
St. John Fisher	W	52-47
Fairmont State	L	57-79
Canisius	L	55-77
St. Bonaventure	W	63-62 ot
Akron	L	63-77
Mercyhurst	W	80-43
Univ. of Charleston	L	68-91
Molloy	L	49-56
Gannon	L	61-75
Clarion	W	57-44
Pitt-Bradford	W	84-25
California(Pa.)	W	77-57
Lock Haven	L	61-76
Indiana(Pa.)	L	73-75
Slippery Rock	W	67-64
Grove City	W	53-47
Clarion	W	59-43

Mercyhurst	W	78-57
California(Pa.)	W	74-71
Lock Haven	W	67-63
Indiana(Pa.)	L	56-85
Slippery Rock	L	57-70
Robert Morris	L	60-81
Lock Haven	L	63-65

1984-85

Head Coach: Monica Pellman
Won 10, Lost 15

St. John Fisher	L	54-81
Walsh	L	62-72
Mercyhurst	W	66-58
Youngstown St.	L	41-86
Canisius	L	79-87
Fairmont State	W	80-78
St. Bonaventure	L	41-64
Gannon	L	50-63
Ashland	L	53-74
John Carroll	W	88-69
Utica	L	69-72
Robert Morris	L	72-90
Slippery Rock	L	65-69
California(Pa.)	W	72-60
Clarion	L	46-53
Mercyhurst	W	71-56
Indiana(Pa.)	W	61-59
Duquesne	L	74-96
Niagara	W	78-62
Slippery Rock	L	56-62
Lock Haven	L	59-75
Lock Haven	L	51-58
California(Pa.)	W	80-71
Clarion	W	76-67
Indiana(Pa.)	W	71-67

1985-86

Head Coach: Monica Pellman
Won 11, Lost 14

Mercyhurst	W	71-39
Robert Morris	L	49-68
St. Vincent	W	65-61
Walsh	L	52-89
John Carroll	W	70-54
St. Bonaventure	L	61-71
Point Park	W	67-55
Gannon	W	66-56
Shippensburg	W	58-57
Colgate	L	57-59
Pitt-Johnstown	L	59-72
Indiana(Pa.)	W	68-65
California(Pa.)	W	59-40
Utica	W	63-54
Lock Haven	L	56-64
Slippery Rock	L	59-80
Clarion	L	59-66
Niagara	L	60-79
Indiana(Pa.)	L	59-78
California(Pa.)	W	78-63
Canisius	L	72-79
Lock Haven	W	78-74
Slippery Rock	L	67-80
Clarion	L	71-72
Wright State	L	55-84

1986-87

Head Coach: Monica Pellman
Won 9, Lost 15

Mercyhurst	W	69-49
Gannon	L	52-63

Walsh	W	79-66
Malone	L	66-73
Point Park	W	73-61
Wright State	L	50-68
Davis & Elkins	W	65-48
Bloomsburg	L	49-66
Millersville	L	69-85
Clarion	L	53-63
Shippensburg	L	61-65
Penn St. Behrend	W	58-49
Clarion	L	63-79
Lock Haven	L	63-70
California(Pa.)	L	60-62
Mercyhurst	W	75-44
Indiana(Pa.)	L	66-72
Slippery Rock	W	72-70
Gannon	L	54-73
Clarion	L	52-74
Lock Haven	W	74-60
California(Pa.)	L	60-73
Indiana(Pa.)	W	83-72
Slippery Rock	L	66-68

1987-88

Head Coach: Stan Swank
Won 14, Lost 11

MERCYHURST	W	103-57
PITT-BRADFORD	W	78-47
MT. VERNON	W	61-60
CALIFORNIA	L	73-82
at Gannon	L	66-74
BLOOMSBURG	W	78-77
POINT PARK	W	95-71
at Fairmont St.	W	94-90
CENTRAL ST.	L	79-83
at Mercyhurst	W	66-48
at Niagara Univ.	L	63-75
at Indiana(Pa.)	L	70-71
CLARION	L	73-77
at Slippery Rock	W	80-64
LOCK HAVEN	L	85-92
at Behrend	W	85-64
at California	L	74-79
SHIPPENSBURG	W	94-80
INDIANA(PA)	W	87-77
at Clarion	L	64-74
SLIPPERY ROCK	W	74-62
at Lock Haven	L	49-75
GANNON	L	67-85
CALIFORNIA	W	73-66
at Shippensburg	W	102-70

1988-89

Head Coach: Stan Swank
Won 21, Lost 6

FAIRMONT ST.	W	92-75
WEST LIBERTY	W	79-77
MT. VERNON-		
NAZARENE	W	77-57
WAYNE STATE	W	80-77
NIAGARA	W	79-76
at Youngstown St.	L	67-73
at Ashland	L	64-65
at St. Leo's	W	106-50
at Rollins	W	83-64
at Armstrong Atlantic	W	97-48
at Slippery Rock	W	90-52
SHIPPENSBURG	W	88-70
at Clarion	W	79-75
GANNON	W	79-61
at Lock Haven	L	55-69
at Dyke	W	107-83

at Indiana(Pa.)	W	82-62
CALIFORNIA(PA)	W	73-61
SLIPPERY ROCK	W	84-55
at Shippensburg	W	87-63
CLARION	W	81-65
at Gannon	L	71-78
LOCK HAVEN	W	84-78
INDIANA(Pa.)	L	78-82
at California(Pa.)	W	76-74
vs. Kutztown	W	82-70
vs. Lock Haven	L	62-70

1989-90

Head Coach: Stan Swank
Won 27, Lost 3

SALEM (WV)	W	80-63
SHAWNEE STATE	W	94-77
at Fairmont State	W	103-66
at West Liberty	W	81-68
ATLANTIC		
CHRISTIAN	W	90-71
KUTZTOWN	W	88-71
ASHLAND	L	84-90
KALAMAZOO	W	84-48
vs. Adelphia	W	71-61
at California(Pa.)	W	87-82
at Mich.-Dearborn	W	93-54
at Wayne State	W	86-75
YOUNGSTOWN ST.	W	65-64
CLARION	W	85-51
at Lock Haven	L	66-89
INDIANA(Pa.)	W	86-77
at California(Pa.)	W	83-78
SLIPPERY ROCK	W	86-68
at Shippensburg	W	89-69
at Clarion	W	101-56
LOCK HAVEN	W	90-64
at Indiana(Pa.)	W	81-66
CALIFORNIA(PA)	W	88-72
at Gannon	W	93-71
at Slippery Rock	W	89-63
SHIPPENSBURG	W	97-70
CHEYNEY	W	110-86
LOCK HAVEN	W	77-67
BLOOMSBURG	W	82-62
LOCK HAVEN	L	70-89

1990-91

Head Coach: Stan Swank
Won 8, Lost 19

at Saginaw Valley	W	66-63
at Slippery Rock	L	70-80
SETON HILL	W	98-74
MERCYHURST	L	80-82
ST. VINCENT	W	72-71
SUNY-BUFFALO	W	78-68 ot
POINT PARK	W	87-53
GANNON	L	67-70
at Ashland	L	56-68
at Youngstown St.	L	59-85
at Kutztown	L	64-79
at Millersville	L	53-65
NOTRE DAME(OH)W		98-77
DAEMEN	W	79-72
CALIFORNIA	L	60-64
at Indiana(Pa.)	L	60-88
at Slippery Rock	L	73-100
SHIPPENSBURG	W	94-76
at Clarion	L	66-105
LOCK HAVEN	L	60-61
PITT-JOHNSTOWN	L	49-102
at California(Pa.)	L	68-76

Year-by-Year Results

INDIANA(PA)	L.	53-70
SLIPPERY ROCK	L.	81-85
at Shippensburg	L.	68-69
CLARION	L.	84-94
at Lock Haven	L.	76-84

1991-92
Head Coach: Stan Swank
Won 22, Lost 8

SALEM-TEIKYO	W.	110-70
WEST LIBERTY	W.	97-44
MERCYHURST	W.	97-67
KUTZTOWN	W.	110-72
at Pitt-Johnstown	L.	96-99
at Gannon	W.	97-65
SETON HILL	W.	111-65
SAGINAW VALLEY	W.	85-74
ASHLAND	W.	84-54
POINT PARK	W.	92-51
at Florida Institute of Technology	L.	111-124
at Rollins College	W.	86-60
at Florida Memorial	W.	108-69
at Mercyhurst	W.	54-49
at Shippensburg	W.	82-65
SLIPPERY ROCK	W.	99-97
CLARION	L.	80-88
at Lock Haven	W.	69-57
GANNON	W.	91-77
at California(Pa.)	L.	82-86
at Indiana(Pa.)	L.	76-78
SHIPPENSBURG	W.	99-84
at Clarion	W.	113-100
LOCK HAVEN	W.	105-82
CALIFORNIA(PA)	W.	98-88
INDIANA(PA)	W.	86-75
at Slippery Rock	L.	91-96
West Chester	W.	89-76
Bloomsburg	L.	40-70
Clarion	L.	70-85

1992-93
Head Coach: Stan Swank
Won 18, Lost 12

at Alaska-Anchorage	L.	76-77
at Alaska-Anchorage	W.	73-63
at Alaska-Fairbanks	L.	66-89
at Alaska-Fairbanks	L.	78-85
MICH.-DEARBORN	W.	104-76
at Central State	L.	61-67
GANNON	W.	80-64
MERCYHURST	W.	79-54
at Ohio Dominican	W.	113-72
at IUPU-Fort Wayne	W.	70-68
at Indiana Tech	L.	77-81
at Mercyhurst	L.	61-85
EAST STROUDSBURG	W.	87-84
at Ashland	L.	61-66
at Gannon	W.	78-71
SLIPPERY ROCK	W.	81-66
LOCK HAVEN	W.	86-69
at Clarion	L.	84-105
CALIFORNIA(PA)	W.	77-75 ot
at Indiana(Pa.)	W.	73-68
SHIPPENSBURG	W.	99-87
at Slippery Rock	W.	74-64
at Lock Haven	W.	95-56
CLARION	W.	76-64
at California(Pa.)	W.	78-76 ot
INDIANA(PA)	L.	72-86
at Shippensburg	L.	58-77

at Bloomsburg	W.	76-62
vs. Clarion	L.	81-104
at Pitt-Johnstown	L.	76-88 ot

1993-94
Head Coach: Stan Swank
Won 10, Lost 15

OHIO DOMINICAN	W.	94-58
SETON HILL	W.	99-71
vs. Dowling	W.	92-76
at Mansfield	W.	79-56
LAKE ERIE	W.	110-57
SALEM TEIKYO	W.	80-58
INDIANA TECH	L.	57-59
MERCYHURST	W.	62-50
GANNON	W.	91-74
at Mercyhurst	L.	67-84
at Pitts-Johnstown	L.	68-73
CLARION	L.	71-91
CALIFORNIA(PA)	L.	68-83
at Shippensburg	L.	80-87
at Indiana(Pa.)	L.	59-76
at Lock Haven	L.	69-91
SLIPPERY ROCK	L.	48-67
at California(Pa.)	L.	57-71
at Clarion	L.	56-89
PITT-JOHNSTOWN	L.	67-79
at Gannon	W.	61-48
INDIANA(PA)	L.	53-75
SHIPPENSBURG	L.	68-93
at Slippery Rock	L.	58-83
LOCK HAVEN	W.	84-73 ot

1994-95
Head Coach: Stan Swank
Won 15, Lost 11

MERCYHURST	W.	80-77
SETON HILL	W.	112-83
SAGINAW VALLEY	W.	80-70
MANSFIELD	W.	110-54
at West Chester	L.	77-80
at Mercyhurst	L.	64-76
vs. St. Michael's	W.	83-80
at Stonehill	L.	47-87
at Mansfield	W.	110-64
WEST CHESTER	W.	81-67
at Clarion	W.	84-80
at California(Pa.)	L.	86-90 ot
PITT-JOHNSTOWN	L.	69-83
GANNON	W.	71-59 ot
SHIPPENSBURG	W.	78-75 ot
INDIANA(PA)	L.	90-95
LOCK HAVEN	W.	104-75
at Slippery Rock	L.	75-86
CALIFORNIA(Pa.)	W.	89-62
CLARION	W.	74-69
at Gannon	L.	87-98
at Indiana(Pa.)	L.	72-88
at Shippensburg	L.	86-94 ot
at Pitt-Johnstown	L.	83-93
SLIPPERY ROCK	W.	88-86
at Lock Haven	W.	89-79

1995-96
Head Coach: Stan Swank
Won 15, Lost 13

IUPU FT. WAYNE	L.	90-106
ST. ROSE	L.	82-90
SETON HILL	W.	107-58
at John Carroll	W.	86-66
ST. VINCENT	W.	87-80

GANNON	W.	67-60
ASHLAND	L.	74-81
DAEMEN	W.	95-65
at Pitt-Johnstown	W.	69-67
POINT PARK	W.	99-74
at Florida Southern	L.	57-96
vs. Indiana(Pa.)	L.	82-85 ot
at Eckerd	L.	69-82
WEST VIRGINIA	W.	62-61
WESLEYAN	W.	79-76
CLARION	W.	79-76
CALIFORNIA(PA)	W.	119-116
at Shippensburg	L.	84-96
INDIANA(PA)	L.	79-89
at Lock Haven	W.	95-88
SLIPPERY ROCK	L.	69-75
at California(Pa.)	W.	83-71
at Clarion	L.	84-99
at Indiana(Pa.)	W.	83-80
SHIPPENSBURG	L.	84-96
at Slippery Rock	L.	79-87
LOCK HAVEN	W.	108-80
at Kutztown	W.	98-83
vs. Slippery Rock	L.	60-67

1996-97
Head Coach: Stan Swank
Won 24, Lost 9

SETON HILL	W.	101-63
at Ashland	L.	70-77
WESTMINSTER	W.	113-72
MANSFIELD	W.	91-69
GANNON	L.	78-80
at Daemen	L.	69-79
at Northern Kentucky	W.	68-65
vs. Central State	L.	73-90
POINT PARK	W.	101-72
LAROCHE	W.	103-51
MERCYHURST	L.	80-84
PITT-BRADFORD	W.	101-46
at Wheeling Jesuit	W.	82-81
at West Va. Wesleyan	W.	78-71
at Slippery Rock	W.	81-72
LOCK HAVEN	W.	70-56
INDIANA(PA)	W.	79-61
SHIPPENSBURG	W.	88-84
at California(Pa.)	W.	82-64
at Clarion	L.	62-64
at Lock Haven	W.	58-54
SLIPPERY ROCK	W.	79-46
at Shippensburg	L.	76-94
at Indiana(Pa.)	W.	64-53
CLARION	W.	72-54
CALIFORNIA(PA)	W.	73-71
vs. Millersville	W.	74-48
vs. Bloomsburg	W.	63-54
vs. Shippensburg	L.	74-89
vs. West Liberty	W.	87-75
vs. West Chester	W.	64-56
vs. High Point	W.	70-68
vs. North Dakota	L.	46-81

1997-98
Head Coach: Stan Swank
Won 23, Lost 8

vs. Wingate	W.	73-65
at Kutztown	W.	69-51
at Westminster	W.	89-52
SETON HILL	W.	115-44
WEST LIBERTY ST.	W.	71-59
vs. Pitt-Johnstown	W.	92-67

vs. Holy Family	W.	91-80
vs. Alderson-Broaddus	L.	77-84
vs. Fairmont State	W.	68-56
vs. Grand Canyon	W.	74-65
vs. San Francisco St.	L.	68-70
vs. Cal St.	W.	74-68
Dominguez Hills	L.	64-68
vs. Lewis-Clark	W.	76-67
SLIPPERY ROCK	W.	93-79
at Lock Haven	W.	82-62
at Indiana(Pa.)	L.	60-92
at Shippensburg	W.	60-57
CALIFORNIA(PA)	W.	78-71
CLARION	W.	84-41
LOCK HAVEN	L.	60-86
at Slippery Rock	L.	69-87
SHIPPENSBURG	L.	79-66
INDIANA(PA)	W.	75-58
at Clarion	W.	62-49
at California(Pa.)	W.	63-52
SLIPPERY ROCK	W.	84-64
vs. West Chester	L.	80-83 ot
at Shippensburg	L.	81-73
vs. Univ. of Charleston	W.	78-88
vs. Shippensburg	L.	

1998-99
Head Coach: Stan Swank
Won 16, Lost 10

POINT PARK	W.	86-52
vs. Bloomsburg	W.	81-61
at Mercyhurst	W.	82-71
D'YOUVILLE	W.	88-30
LAROCHE	W.	86-38
ST. VINCENT	W.	77-71
SALEM-TEIKYO	W.	96-66
at Fairmont State	W.	88-77
at Daemen	W.	86-81
BINGHAMTON	L.	58-83
vs. Assumption	W.	75-74
at Univ. of Albany	L.	86-89 ot
vs. Millersville	L.	51-61
at Clarion	L.	67-71
at California(Pa.)	L.	70-82
LAKE SUPERIOR	W.	83-81 ot
SHIPPENSBURG	W.	68-64
INDIANA(PA)	W.	62-57
LOCK HAVEN	W.	71-54
at Slippery Rock	L.	74-87
CALIFORNIA(PA)	W.	63-56
CLARION	W.	82-66
at Indiana(Pa.)	L.	56-73
at Shippensburg	L.	84-88 2ot
SLIPPERY ROCK	L.	69-84
at Lock Haven	L.	68-79

1999-2000
Head Coach: Stan Swank
Won 13, Lost 14

vs. Concord	W.	83-71
vs. Ohio Valley	W.	99-60
POINT PARK	W.	91-54
ST. VINCENT	L.	75-92
vs. Bridgeport	W.	115-21
at Bloomsburg	L.	65-76
at Binghamton	L.	72-96
vs. Lake Superior St.	L.	74-84
vs. Lander	L.	61-75
at Roberts Wesleyan	W.	81-63
at Indianapolis	L.	83-90
at Oakland City	L.	61-69
COLUMBIA UNION	W.	119-33

Year-by-Year Results

ASHLAND	W.	79-56
CLARION	W.	100-79
CALIFORNIA(PA)	W.	81-59
at Shippensburg	L.	64-70
at Indiana(Pa.)	W.	78-66
LOCK HAVEN	W.	87-61
SLIPPERY ROCK	L.	75-77
at California(Pa.)	W.	79-71
at Clarion	L.	71-80
INDIANA(PA)	L.	67-71
SHIPPENSBURG	L.	72-84
at Slippery Rock	L.	55-90
at Lock Haven	W.	82-63
at Shippensburg	L.	76-90

2000-01
Head Coach: Stan Swank
Won 17, Lost 10

vs. Northern Kentucky	L.	60-91
vs. Houghton	W.	78-70
MERCYHURST	W.	66-55
EAST		
STROUDSBURG	W.	68-51
KUTZTOWN	W.	76-68
DAEMEN	W.	101-62
ST. VINCENT	W.	89-59
at Ashland	W.	68-64
at Cheyney	W.	88-56
at West Chester	L.	59-69
at Mercyhurst	W.	76-68
MILLERSVILLE	L.	62-81
at California(Pa.)	L.	40-64
at Mansfield	W.	89-56
at Bloomsburg	L.	63-73
at Clarion	W.	89-66
SHIPPENSBURG	L.	62-64
LOCK HAVEN	W.	65-53
INDIANA(PA)	W.	74-59
CALIFORNIA(PA)	W.	72-59
at Slippery Rock	L.	69-75
CLARION	W.	78-71
at Indiana(Pa.)	W.	69-62
at Shippensburg	L.	60-81
SLIPPERY ROCK	L.	48-60
at Lock Haven	W.	76-66
at Shippensburg	L.	53-82

2001-02
Head Coach: Stan Swank
Won 12, Lost 14

at Mercyhurst	W.	74-73
at East Stroudsburg	W.	69-52
at Kutztown	W.	75-64
COLUMBIA UNION	W.	95-55
MADONNA	L.	56-81

WAYNE ST.(MI)	W.	76-74
at Millersville	L.	68-88
at Saginaw Valley St.	L.	64-72
at Northwood	L.	70-75
CHEYNEY	W.	72-54
WEST CHESTER	W.	98-91
CALIFORNIA(PA)	L.	54-74
MANSFIELD	W.	77-57
BLOOMSBURG	L.	67-75
CLARION	L.	74-77
at Shippensburg	L.	58-74
MERCYHURST	L.	73-78
at Lock Haven	L.	66-68
at Indiana(Pa.)	L.	75-89
at California(Pa.)	L.	54-65
SLIPPERY ROCK	W.	89-75
at Clarion	W.	95-84
INDIANA(PA)	W.	70-67
SHIPPENSBURG	L.	75-86
at Slippery Rock	L.	78-89
LOCK HAVEN	W.	77-70

2002-03
Head Coach: Stan Swank
Won 16, Lost 12


vs. West Virginia St.	W.	80-64
vs. West Va. Tech	W.	95-68

GANNON	W.	80-72
MERCYHURST	W.	79-59
MILLERSVILLE	L.	52-81
WEST CHESTER	L.	60-79
at Mercyhurst	W.	85-76
SALEM INTL	W.	76-40
BLOOMSBURG	L.	68-75
EAST		
STROUDSBURG	W.	75-65
vs. Molloy	W.	97-70
vs. Bryant	L.	61-67
at Mansfield	L.	82-93
at Kutztown	W.	71-58
at Cheyney	W.	59-54
at Slippery Rock	L.	73-79
LOCK HAVEN	W.	96-72
INDIANA(PA)	W.	66-65
SHIPPENSBURG	W.	90-72
at California(Pa.)	L.	65-67
at Clarion	L.	69-92
at Lock Haven	W.	71-62
SLIPPERY ROCK	W.	48-44
at Shippensburg	L.	58-73
at Indiana(Pa.)	L.	66-72
CLARION	W.	74-69
CALIFORNIA(PA)	L.	76-79
at Indiana(Pa.)	L.	59-86




The 1996-97 Fighting Scots
The only Edinboro University basketball team to reach the Elite Eight. Under head coach Stan Swank, the Fighting Scots finished with a 24-9 record.

Edinboro University



Edinboro University of Pennsylvania is the largest comprehensive four-year university in northwestern Pennsylvania. Its 585-acre campus is home to some 8,000 students studying in more than 100 academic programs. The University's programs in art, criminal justice, and speech language pathology, among others, have earned regional and national recognition and accolades, and the campus is ranked among the top 10 in the nation for the services provided for students with disabilities. In 2003 the University's institutional accreditation with the Commission on Higher Education Middle States Association of Colleges and Schools was reaffirmed with commendation for ten years.

Dr. Frank G. Pogue, Jr. President, Edinboro University of Pennsylvania



Frank G. Pogue was appointed the 15th president of Edinboro University of Pennsylvania on July 1, 1996.

A sociologist, Dr. Pogue holds a bachelor's degree from Alabama State University, a master's degree from Atlanta University, and a Ph.D. from the University of Pittsburgh.

Prior to his presidency at Edinboro University, Dr. Pogue was the vice chancellor for student affairs and special programs at the State University of New York (SUNY) Central Administration in Albany, serving in that position

for 10 years. While vice chancellor, he also served for one year as interim president at the SUNY College at Cobleskill. Prior to his assignment in the SUNY Central Administration, President Pogue was vice president for student affairs, associate vice president for research and educational development, dean of undergraduate studies, and a department chairperson, all at SUNY at Albany.

Dr. Pogue participates in national, regional and statewide leadership groups. He serves as a member of the American Council on Education Commission on Government and Public Affairs which advises the Division of Governmental Relations on the broad range of issues in which congressional and executive branch actions affect colleges and universities. He is a member of the American Association of State Colleges and Universities (AASCU) Task Force on Teacher Education and serves as co-chair of the AASCU Forum on Rural Services. He was appointed in 2003 to the International Association of University Presidents Commission on Disarmament Education, Conflict Resolution and Peace. Since 1984, Dr. Pogue has served on the Commission on Higher Education Middle States Association of Colleges and Schools and is a former vice chair and member of the Commission's Executive Committee. He currently serves as President for the Middle States Association Board of Trustees and is a member of its Executive Committee. He was appointed chairperson of the Middle States Advisory Committee on Institutional Financial

Edinboro is situated just 100 miles from the metropolitan areas of Cleveland, Buffalo and Pittsburgh, and less than 20 miles south of the city of Erie – Pennsylvania's fourth largest city. Meadville, the seat of Crawford County, is approximately 20 miles south of Edinboro.

The University's Baron-Forness Library has more than 480,000 bound volumes and 1.3 million microform units, along with an online catalog, access to numerous online databases and electronic reserves. The building is equipped with a wireless network, computer labs and equipment to assist users with visual impairments.

The main campus also includes a modern University Center, planetarium, observatory, reading clinic, speech and hearing clinic, science and robotics labs, writing center, numerous computer labs with the latest hardware and software, three art galleries, an animation studio, campus radio and television stations, health center, counseling center, and much more – all accessible for people with disabilities. The recently renovated and expanded Crawford Center for Health and Physical Education and Disability Resources rivals any facility of its kind in the nation.

In addition to a five-acre lake and wooded areas, there are 43 buildings on the spacious Edinboro Campus, including six residence halls with private or shared rooms, co-ed housing, honors housing, and living-learned floors – all are wired for voice, video and data.

Edinboro University also operates centers in Erie and Meadville. Edinboro University in Erie – The Porreco Center is a beautiful 27-acre campus that includes classrooms, a computer laboratory, and a unique facility for small conferences, business meetings, and special events.

The Meadville Access Center is located in the city's historic Bessemer Building.

Resources, which advised the Commission on the relationship of financial resources to institutional accreditation. Dr. Pogue also serves on the Board of Trustees of the BACCHUS & GAMMA Peer Education Network. He served for two years as chairperson of the Pennsylvania State System of Higher Education (SSHE) Commission for the Universities and Commission of Presidents Executive Committee. He is a member of the Executive Board of A Community of Agile Partners in Education (CAPE). In October 1996, Dr. Pogue was appointed by then Pennsylvania Governor Tom Ridge to the Governor's Commission on Academic Standards. In November, 2002, he was appointed co-chair of the Higher Education Committee of Pennsylvania Governor Ed Rendell's Transition Team.

Locally, Dr. Pogue serves on the Board of Directors for the Meadville Area Industrial Commission and the Boards of Corporators for the Hamot Health Foundation, the St. Vincent Health Center, and the Meadville Medical Center. He is a member of the Martin Luther King Center Scholarship Committee and an Honorary Member of the Erie Wolves Club. Dr. Pogue was chairperson of the Erie County Millennium Commission, the Erie County State Employees Combined Appeal (SECA) campaign in 2001 and 2002, and of the Erie Day School's Adopt-A-Scholar scholarship program (2000-01 and 2002-03). He was also a member of the Erie Mayor's Task Force on Public Safety. Dr. Pogue has served on the boards of directors for the Erie Conference on Community Development, the United Way of Erie County, and the Greater Erie County Chapter of the American Red Cross, for which he served as their 1997 capital campaign chairman.

Dr. Pogue was honored by the Erie Area Chamber of Commerce with the Louis J. Tullio Community Service Award. The Greater Erie Community Action Committee (GECAC) honored him with the Paul P. Martin Community Service Award in 2000, and in 1999, the Distinguished Service Award for Leadership and Vision was presented to him by the SUNY at Albany Council of Trustees.

Dr. Pogue has shared his experiences and expertise in Edinboro University classrooms via guest lecturer presentations. He has also taught a course titled, "Special Topics in Sociology" for the Department of Sociology. He continues to enjoy working in the classroom environment.

Since becoming president, Dr. Pogue has created the concept and philosophy of the Edinboro Family, a learner-centered environment where students come first and are an integral part of a caring and supportive campus community.



2003-2004 Women's Basketball

November	21	at IUP Tip-Off Classic vs. Salem International	6:00 P.M.
	22	at IUP Tip-Off Classic vs. Georgian Court	1:00 P.M.
	25	at Gannon	6:00 P.M.
	28	at West Texas A&M Tournament (Eastern New Mexico, Emporia St.)	
	29	at West Texas A&M Tournament	
December	2	at Mercyhurst	6:00 P.M.
	5	MANSFIELD	5:30 P.M.
	17	KUTZTOWN	5:30 P.M.
	18	CHEYNEY	5:30 P.M.
	29	at Mountain Cat Classic (UPJ, Pfeiffer, Elizabeth City St.)	
January	30	at Mountain Cat Classic	
	3	at Millersville	4:00 P.M.
	4	at West Chester	1:00 P.M.
	10	at Bloomsburg	1:00 P.M.
	11	at East Stroudsburg	1:00 P.M.
	14	SLIPPERY ROCK	5:30 P.M.
	17	at Lock Haven	1:00 P.M.
	21	at Indiana(PA)	6:00 P.M.
February	24	at Shippensburg	1:00 P.M.
	1	CALIFORNIA(PA)	1:00 P.M.
	4	CLARION	5:30 P.M.
	7	LOCK HAVEN	1:00 P.M.
	11	at Slippery Rock	6:00 P.M.
	14	SHIPPENSBURG	1:00 P.M.
	18	INDIANA(PA)	5:30 P.M.
	25	at Clarion	6:00 P.M.
	28	at California(PA)	6:00 P.M.

Head Coach: Stan Swank